



# Fuel Oil Daily Evening Report

London +44 20 7090 1134 - info@freightinvestor.com | Singapore +65 6535 5189 - info@freightinvestor.asia | Shanghai +86 21 63012568

12 July 2022

## Oil and Energy Market News

Brent crude oil front month futures ended the day down, printing \$99.96 at 1615BST. Highs in the day reached \$106.56 and lows touched \$99.47.

\*OPEC Oil Output From Members With Quotas Stood at 24.81M B/D, 1.06M B/D Behind Quotas

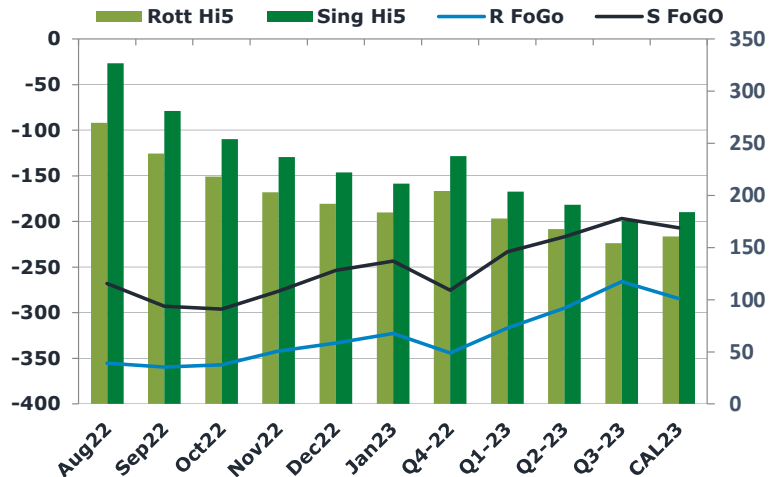
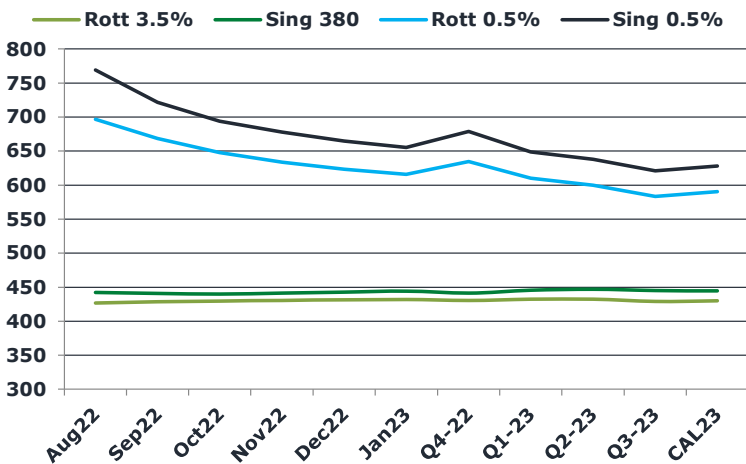
\*Oil Demand Growth to Slow to 2.7M B/D in 2023 From 3.4M B/D in 2022, OPEC Says

\*Non-OPEC Supply Growth to Slow to 1.7M B/D in 2023 From 2.1M B/D in 2022, OPEC Says

## Brent

99.96

	Barges 3.5 %	Sing 380cst	Rott 0.5%	Sing 0.5%	Sing Hi5
Aug22	426.85	442.10	696.45	768.80	327
Sep22	428.35	440.85	668.45	721.80	281
Oct22	429.60	439.85	647.70	693.80	254
Nov22	430.60	441.10	633.70	677.80	237
Dec22	431.35	442.60	623.20	664.80	222
Jan23	431.85	444.10	615.70	655.55	211
Q4-22	430.50	441.20	634.85	678.80	238
Q1-23	432.10	445.27	610.03	648.88	204
Q2-23	432.27	446.77	600.03	637.72	191
Q3-23	429.10	445.10	583.45	621.05	176
CAL23	429.79	444.31	590.37	628.30	184



## Fuel Oil Market News

The Barges crack opened at -28 this morning and ended the day printing -29.15. The Cal 23 crack was valued at -15.

The Singapore 0.5% crack ended the day trading at 24.70, with the Rott 0.5% crack printing 13.30 on both front months, respectively

	Rott GOFO	Sing GOFO	R FoGo	S FoGo	Rott Hi5
Aug22	624.93	594.68	-355.25	-268.00	270
Sep22	599.80	573.58	-359.75	-292.75	240
Oct22	575.03	549.99	-357.00	-296.00	218
Nov22	545.07	512.98	-342.00	-276.25	203
Dec22	524.94	475.72	-333.00	-253.50	192
Jan23	506.61	454.85	-322.75	-243.50	184
Q4-22	548.35	512.77	-344.00	-275.25	204
Q1-23	494.38	436.80	-316.50	-233.25	178
Q2-23	462.71	407.73	-295.00	-216.75	168
Q3-23	420.34	372.90	-266.00	-197.00	154
CAL23	444.90	390.70	-284.25	-206.75	161

# FIS Fuel Oil Daily Evening Report

London +44 20 7090 1134 - info@freightinvestor.com | Singapore +65 6535 5189 - info@freightinvestor.asia | Shanghai +86 21 63012568

## 12 July 2022

### TIME SPREADS FUEL

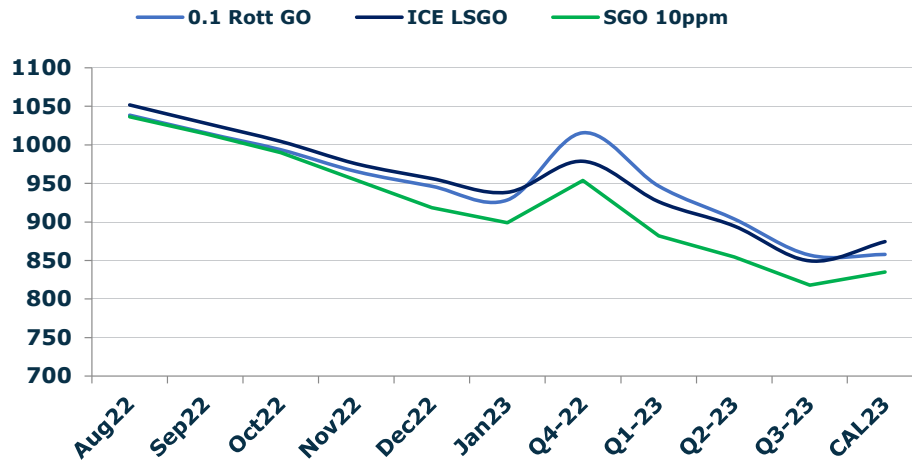
	Barges 3.5	S 380	Rott 0.5%	Sing 0.5%
Aug22/Sep22	-8.00	1.25	28.00	47.00
Sep22/Oct22	-1.50	1.00	20.75	28.00
Oct22/Nov22	-1.25	-1.25	14.00	16.00
Nov22/Dec22	-1.00	-1.50	10.50	13.00
Dec22/Jan23	-0.75	-1.50	7.50	9.25
Q4-22/Q1-23	-1.60	-4.07	24.82	29.92
Q1-23/Q2-23	-0.17	-1.50	10.00	11.17
Q2-23/Q3-23	3.17	1.67	16.58	16.67
CAL23/CAL24	33.00	30.00	58.6	58.99

### GASOIL CURVES

	Rott 0.1	SGO 10ppm	ICE GO
Aug22	1038.8	1036.8	1051.8
Sep22	1015.6	1014.4	1028.1
Oct22	993.6	989.8	1004.6
Nov22	965.7	954.1	975.7
Dec22	946.3	918.3	956.3
Jan23	928.5	899.0	938.5
Q4-22	1016.0	954.0	978.9
Q1-23	946.8	882.1	926.5
Q2-23	903.9	854.5	895.0
Q3-23	857.0	818.0	849.4
CAL23	857.9	835.0	874.7

### EW SPREAD

	EW380	EW0.5%
Aug22	15.25	72.35
Sep22	12.50	53.35
Oct22	10.25	46.10
Nov22	10.50	44.10
Dec22	11.25	41.60
Jan23	12.25	39.85
Q4-22	10.70	43.95
Q1-23	13.17	38.85
Q2-23	14.50	37.68
Q3-23	16.00	37.60
CAL23	8.00	37.93



### Contact US:

**Luke Longhurst**

Email: lukel@freightinvestor.com

Mobile: (+44) 7966 968761

**Jessie Deng**

Email: jessied@freightinvestor.com

Mobile: (+86) 13524516743

**Ricky Forman**

Email: rickyf@freightinvestor.com

Mobile: (+44) 7868 708719

**Jarryd Smith**

Email: jarryds@freightinvestor.com

Mobile: (+65) 8798 4987

**Sam Twyford**

Email: samt@freightinvestor.com

Mobile: (+44) 7729 118643

The information provided in this communication is not intended for retail clients. It is general in nature only and does not constitute advice or an offer to sell, or the solicitation of an offer to purchase any swap or other financial instruments, nor constitute any recommendation on our part. The information has been prepared without considering your investment objectives, financial situation, or knowledge and experience. This material is not a research report and is not intended as such. FIS is not responsible for any trading decisions taken based on this communication. Trading swaps and over-the-counter derivatives, exchange-traded derivatives, and options involve substantial risk and are not suitable for all investors. You are advised to perform an independent investigation to determine whether a transaction is suitable for you. No part of this material may be copied or duplicated in any form by any means or redistributed without our prior written consent. Freight Investor Services Ltd (FIS) is authorised and regulated by the Financial Conduct Authority (FRN: 211452) and is a member of the National Futures Association ("NFA"). Freight Investor Services PTE Ltd ('FIS PTE') is a private limited company, incorporated and registered in Singapore with company number 200603922G, and has subsidiary offices in India and Shanghai. Freight Investor Solutions DMCC ('FIS DMCC') is a private limited company, incorporated and registered in Dubai with company number DMCC1225. Further information about FIS including the location of its offices can be found on our website at [freightinvestorservices.com](http://freightinvestorservices.com)