

FIS Fuel Oil Daily Evening Report

London +44 20 7090 1134 - info@freightinvestor.com | Singapore +65 6535 5189 - info@freightinvestor.asia | Shanghai +86 21 63012568

13 July 2022

Oil and Energy Market News

Brent crude oil front month futures ended the day up, printing \$99.25 at 1650BST. Highs in the day reached \$101.21 and lows touched \$98.28.

(Bloomberg) UAE want to draw global investors by using Abu Dhabi's oil:

Abu Dhabi looking to grown their investor base in energy assets.
Energy giant ADNOC has brought in \$64.5 billion with foreign deals.

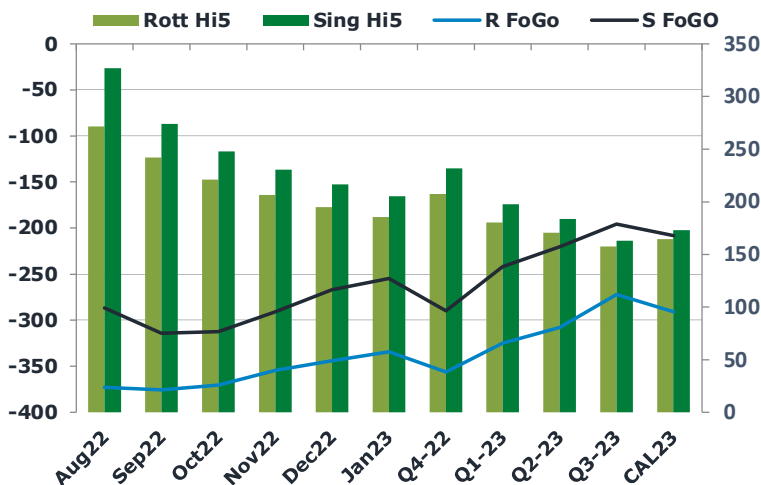
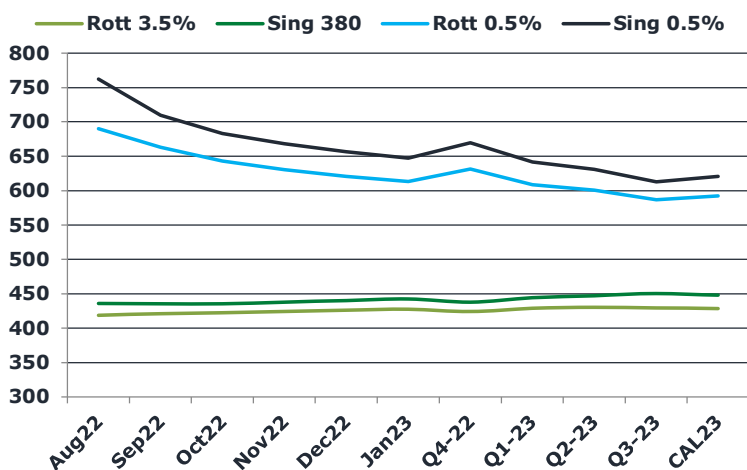
(WSJ) IEA claims that global oil supply issues show signs of easing:

Stronger than anticipated supply form Russia joint with lower demand are helping to loosen the strain.

Brent

99.23

	Barges 3.5 %	Sing 380cst	Rott 0.5%	Sing 0.5%	Sing Hi5
Aug22	418.60	435.85	690.05	762.45	327
Sep22	421.10	435.60	663.05	709.45	274
Oct22	422.35	435.60	643.05	683.20	248
Nov22	424.35	437.85	630.55	668.20	230
Dec22	426.10	440.35	620.55	656.45	216
Jan23	427.60	442.35	613.05	647.45	205
Q4-22	424.25	437.95	631.40	669.30	231
Q1-23	428.77	444.10	608.63	641.62	198
Q2-23	430.27	447.27	600.63	630.78	184
Q3-23	429.52	450.27	586.80	613.03	163
CAL23	428.35	447.91	592.45	620.68	173



Fuel Oil Market News

HSFO crack came off today with the high at -29.19 and the low at -30.55, finishing the day at -30.00

The Singapore 0.5% crack ended the day trading at 24.50, with a high of 25.85 and low of 24.05

The Rott 0.5% crack saw a high of 13.80 and low of 12.50 and finished trading at 12.80.

(S&B) Singapore's bunker sales fell in June as tight supplies left prices rising more quickly than competing hubs:

VLSFO sales were down 10.8%.

Singapore's bunker demand saw its lowest first half yearly total sum since 2015.

	Rott GOFO	Sing GOFO	R FoGo	S FoGo	Rott Hi5
Aug22	644.44	613.19	-373.00	-286.50	271
Sep22	617.75	588.11	-375.75	-314.25	242
Oct22	590.96	559.80	-370.25	-312.25	221
Nov22	560.69	521.42	-354.50	-291.00	206
Dec22	538.54	482.79	-344.00	-266.75	194
Jan23	519.73	459.93	-334.25	-254.75	185
Q4-22	563.40	521.24	-356.25	-290.00	207
Q1-23	504.86	439.30	-325.00	-241.75	180
Q2-23	478.38	403.85	-308.00	-220.25	170
Q3-23	429.27	358.26	-272.00	-195.50	157
CAL23	455.22	380.95	-291.00	-208.25	164

FIS Fuel Oil Daily Evening Report

London +44 20 7090 1134 - info@freightinvestor.com | Singapore +65 6535 5189 - info@freightinvestor.asia | Shanghai +86 21 63012568

13 July 2022

TIME SPREADS FUEL

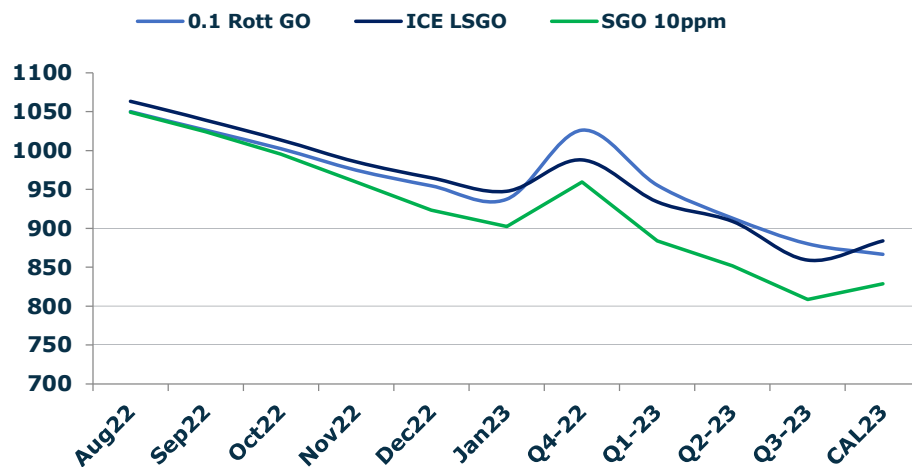
	Barges 3.5	S 380	Rott 0.5%	Sing 0.5%
Aug22/Sep22	-9.00	0.25	27.00	53.00
Sep22/Oct22	-2.50	0.00	20.00	26.25
Oct22/Nov22	-1.25	-2.25	12.50	15.00
Nov22/Dec22	-2.00	-2.50	10.00	11.75
Dec22/Jan23	-1.75	-2.00	7.50	9.00
Q4-22/Q1-23	-4.52	-6.15	22.77	27.68
Q1-23/Q2-23	-1.50	-3.17	8.00	10.83
Q2-23/Q3-23	0.75	-3.00	13.83	17.75
CAL23/CAL24	33.00	30.00	57.1	47.77

GASOIL CURVES

	Rott 0.1	SGO 10ppm	ICE GO
Aug22	1050.0	1049.0	1063.0
Sep22	1026.4	1023.7	1038.9
Oct22	1002.3	995.4	1013.3
Nov22	975.0	959.3	985.0
Dec22	954.6	923.1	964.6
Jan23	937.3	902.3	947.3
Q4-22	1026.3	959.2	987.7
Q1-23	955.7	883.4	933.6
Q2-23	913.3	851.1	908.6
Q3-23	880.1	808.5	858.8
CAL23	866.6	828.9	883.6

EW SPREAD

	EW380	EW0.5%
Aug22	17.25	72.40
Sep22	14.50	46.40
Oct22	13.25	40.15
Nov22	13.50	37.65
Dec22	14.25	35.90
Jan23	14.75	34.40
Q4-22	13.70	37.90
Q1-23	15.33	32.98
Q2-23	17.00	30.15
Q3-23	20.75	26.23
CAL23	9.00	28.23



Contact US:

Luke Longhurst

Email: lukel@freightinvestor.com

Mobile: (+44) 7966 968761

Jessie Deng

Email: jessied@freightinvestor.com

Mobile: (+86) 13524516743

Ricky Forman

Email: rickyf@freightinvestor.com

Mobile: (+44) 7868 708719

Jarryd Smith

Email: jarryds@freightinvestor.com

Mobile: (+65) 8798 4987

Sam Twyford

Email: samt@freightinvestor.com

Mobile: (+44) 7729 118643

The information provided in this communication is not intended for retail clients. It is general in nature only and does not constitute advice or an offer to sell, or the solicitation of an offer to purchase any swap or other financial instruments, nor constitute any recommendation on our part. The information has been prepared without considering your investment objectives, financial situation, or knowledge and experience. This material is not a research report and is not intended as such. FIS is not responsible for any trading decisions taken based on this communication. Trading swaps and over-the-counter derivatives, exchange-traded derivatives, and options involve substantial risk and are not suitable for all investors. You are advised to perform an independent investigation to determine whether a transaction is suitable for you. No part of this material may be copied or duplicated in any form by any means or redistributed without our prior written consent. Freight Investor Services Ltd (FIS) is authorised and regulated by the Financial Conduct Authority (FRN: 211452) and is a member of the National Futures Association ("NFA"). Freight Investor Services PTE Ltd ('FIS PTE') is a private limited company, incorporated and registered in Singapore with company number 200603922G, and has subsidiary offices in India and Shanghai. Freight Investor Solutions DMCC ('FIS DMCC') is a private limited company, incorporated and registered in Dubai with company number DMCC1225. Further information about FIS including the location of its offices can be found on our website at freightinvestorservices.com