

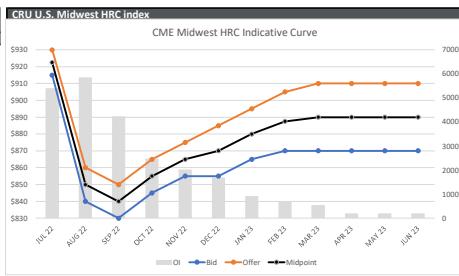
6 July 2022

Index	Print	Change	MTD
LME Platts HMS	\$402.50/MT	\$12.50	\$385.53
LME Platts Rebar	\$695.00/MT	\$10.00	\$678.75
CME Argus EHR	\$813.25/MT	-\$3.50	\$816.00
LME Argus HRC China	\$630.00/MT	\$1.00	\$631.67
CME/LME Platts HRC	\$980.00/NT	\$0.00	\$990.00
CME CRU HRC	\$989/NT	(\$44.00)	\$1,126.11
CME CRU HDG	\$402/NT	\$21.00	\$402.00
CME FM BUS	\$634.78/GT	(\$70.30)	Jun-22
LME Platts SHR	\$480.00/GT	(\$50.00)	Jun-22

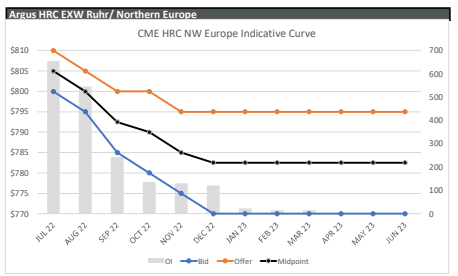
Today	CME Block trade recap	HR	HR
HR	Sep22	850	25 lot
HR	Q422/Q123	35	15 lot
HR	Sep22	855	25 lot
HR	Sep22	855	25 lot
HR	Sep22	860	75 lot
HR	Q322/Q422	10	25 lot
HR	Q322/Q422	10	50 lot
HRO	Jul22-Aug22 891	35	25 lot
HRO	Jul22-900p	8	75 lot
HRO	Jul22-Aug22 891	35	25 lot
BUS	Aug22/Nov22	0	25 lot
HR	Aug22/Nov22	-5	25 lot
BUS	Aug22/Nov22	0	25 lot
HR	Aug22/Nov22	-5	25 lot

Product Exchange	HR	HR	HR
HR	Jul22/Dec22	65	25 lot
HRO	Jul22-900p	9	25 lot
HRO	Jul22-900p	9	50 lot

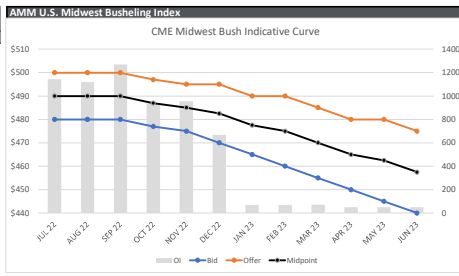
Product Exchange	HRC Midwest CRU	HR/HRC 20 NT
Period	Bid Offer Midpoint	OI
JUL 22	915 930 922.5	5407
AUG 22	840 860 850	5854
SEP 22	830 850 840	4241
OCT 22	845 865 855	2477
NOV 22	855 875 865	2021
DEC 22	855 885 870	1694
JAN 23	865 895 880	924
FEB 23	870 905 888	716
MAR 23	870 910 890	203
APR 23	870 910 890	203
MAY 23	870 910 890	203
JUN 23	870 910 890	203
JUL-AUG22	870 910 890	11261
AUG+SEP22	835 855 845	10095
Q322	862 880 871	10525
Q422	852 875 863	6192
2h22	857 878 867	21694
Q123	868 903 886	2190
Q223	870 910 890	606



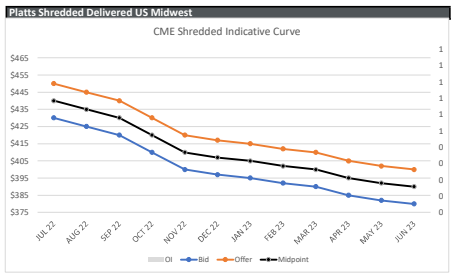
Product Exchange	HRC NW Europe	EHR €/MT
Period	Bid Offer Midpoint	OI
JUL 22	800 810 805	656
AUG 22	795 805 800	545
SEP 22	785 800 790	243
OCT 22	780 800 790	136
NOV 22	775 795 785	131
DEC 22	770 795 783	121
JAN 23	770 795 783	22
FEB 23	770 795 783	15
MAR 23	770 795 783	1
APR 23	770 795 783	1
MAY 23	770 795 783	1
JUN 23	770 795 783	1
JUL-AUG22	798 808 803	1201
AUG+SEP22	790 803 796	788
Q322	793 805 799	1444
Q422	775 797 786	388
2h22	784 801 793	182
Q123	770 795 783	52
Q223	770 795 783	3



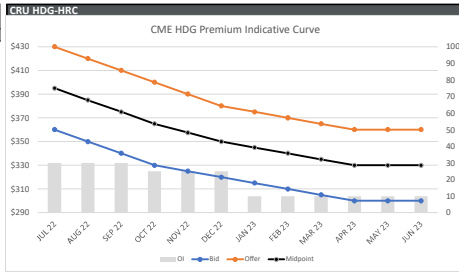
Product Exchange	Midwest Bushing	BUS 20 GT
Period	Bid Offer Midpoint	OI
JUL 22	480 500 490	1143
AUG 22	480 500 490	1118
SEP 22	480 500 490	1271
OCT 22	477 497 487	940
NOV 22	475 495 485	956
DEC 22	470 495 483	666
JAN 23	465 490 478	70
FEB 23	460 490 475	70
MAR 23	455 485 470	71
APR 23	450 480 465	50
MAY 23	445 480 460	50
JUN 23	440 475 458	50
JUL-AUG22	480 500 490	2261
AUG+SEP22	480 500 490	2389
Q322	480 500 490	3522
Q422	474 496 485	2564
2h22	477 498 487	6096
Q123	460 488 474	211
Q223	445 478 462	150



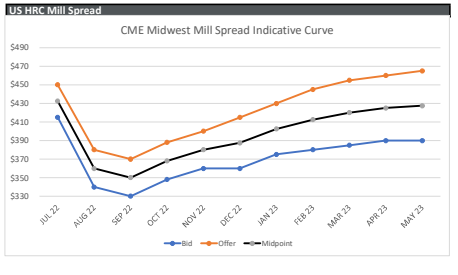
Product Exchange	Midwest Shredded	SHR 20 GT
Period	Bid Offer Midpoint	OI
JUL 22	430 450 440	0
AUG 22	425 445 435	0
SEP 22	420 440 430	0
OCT 22	410 430 420	0
NOV 22	400 420 410	0
DEC 22	397 417 407	0
JAN 23	395 415 405	0
FEB 23	392 412 402	0
MAR 23	390 410 400	0
APR 23	385 405 395	0
MAY 23	382 402 392	0
JUN 23	380 400 390	0
JUL-AUG22	428 448 438	0
AUG+SEP22	423 443 433	0
Q322	425 445 435	0
Q422	402 422 412	0
2h22	414 434 424	0
Q123	392 412 402	0
Q223	382 402 392	0



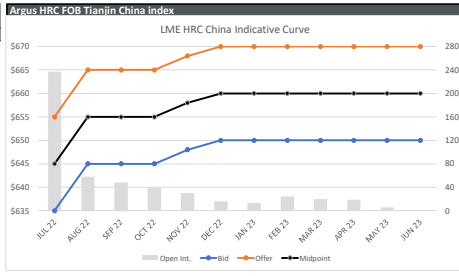
Product Exchange	HDG Premium	HDG \$/NT
Period	Bid Offer Midpoint	OI
JUL 22	360 430 395	30
AUG 22	350 420 385	30
SEP 22	340 410 375	30
OCT 22	330 400 365	25
NOV 22	325 390 358	25
DEC 22	320 380 350	25
JAN 23	315 375 345	10
FEB 23	310 370 340	10
MAR 23	305 365 335	10
APR 23	300 360 330	10
MAY 23	300 360 330	10
JUN 23	300 360 330	10
JUL-AUG22	355 425 390	60
AUG+SEP22	345 415 380	60
Q322	350 420 385	90
Q422	325 390 358	75
2h22	338 405 371	165
Q123	310 370 340	30
Q223	300 360 330	30



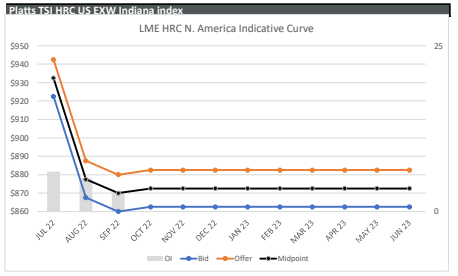
Product Exchange	HRC Mill Spread	BUS/HRC Spread
Period	Bid Offer Midpoint	OI
JUL 22	415 450 433	0
AUG 22	340 380 360	0
SEP 22	330 370 350	0
OCT 22	348 388 368	0
NOV 22	360 400 380	0
DEC 22	360 415 388	0
JAN 23	375 430 403	0
FEB 23	380 445 413	0
MAR 23	385 455 420	0
APR 23	390 460 425	0
MAY 23	390 465 428	0
JUL-AUG	378 415 396	0
AUG+SEP22	423 443 433	0
Q322	425 445 435	0
Q422	356 401 379	0
2h22	359 401 380	0
Q123	380 443 412	0
Q223	390 463 426	0



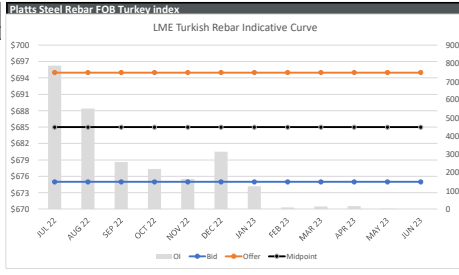
Product Exchange	HRC FOB China	HC/LCY 10 MT
Period	Bid Offer Midpoint	Open Int.
JUL 22	635 655 645	237
AUG 22	645 665 655	58
SEP 22	645 665 655	48
OCT 22	645 665 655	40
NOV 22	648 668 658	30
DEC 22	650 670 660	13
JAN 23	650 670 660	24
FEB 23	650 670 660	20
MAR 23	650 670 660	19
APR 23	650 670 660	15
MAY 23	650 670 660	15
JUN 23	650 670 660	0
JUL-AUG22	640 660 650	295
AUG+SEP22	645 665 655	106
Q322	642 662 652	343
Q422	648 668 658	86
2h22	645 665 655	429
Q123	650 670 660	57
Q223	650 670 660	25



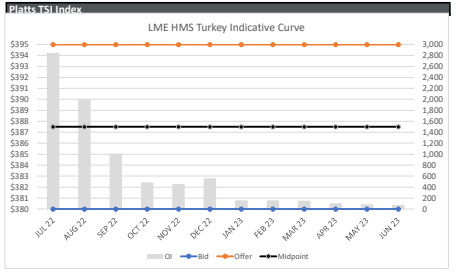
Product Exchange	HRC North America	HU/HRP/HUS 10 NT
Period	Bid Offer Midpoint	OI
JUL 22	923 943 933	6
AUG 22	868 888 878	3
SEP 22	860 880 870	3
OCT 22	863 883 873	0
NOV 22	863 883 873	0
DEC 22	863 883 873	0
JAN 23	863 883 873	0
FEB 23	863 883 873	0
MAR 23	863 883 873	0
APR 23	863 883 873	0
MAY 23	863 883 873	0
JUN 23	863 883 873	0
JUL-AUG22	895 915 905	11
AUG+SEP22	864 884 874	8
Q322	883 903 893	14
Q422	863 883 873	0
2h22	873 893 883	14
Q123	863 883 873	0
Q223	863 883 873	0



Product Exchange	LME STEEL REBAR	SR/JPB 10 MT
Period	Bid Offer Midpoint	OI
JUL 22	675 695 685	788
AUG 22	675 695 685	553
SEP 22	675 695 685	258
OCT 22	675 695 685	220
NOV 22	675 695 685	15
DEC 22	675 695 685	135
JAN 23	675 695 685	316
FEB 23	675 695 685	16
MAR 23	675 695 685	14
APR 23	675 695 685	16
MAY 23	675 695 685	2
JUN 23	675 695 685	2
JUL-AUG22	675 695 685	1,341
AUG+SEP22	675 695 685	811
Q322	675 695 685	1,599
Q422	675 695 685	700
2h22	675 695 685	2,299
Q123	675 695 685	149
Q223	675 695 685	19



Product Exchange	HMS CFR Turkey	SC/JBO 10 MT
Period	Bid Offer Midpoint	OI
JUL 22	380 395 388	2,850
AUG 22	380 395 388	2,007
SEP 22	380 395 388	1,013
OCT 22	380 395 388	485
NOV 22	380 395 388	457
DEC 22	380 395 388	561
JAN 23	380 395 388	161
FEB 23	380 395 388	159
MAR 23	380 395 388	152
APR 23	380 395 388	109
MAY 23	380 395 388	87
JUN 23	380 395 388	80
JUL-AUG22	380 395 388	4,857
AUG+SEP22	380 395 388	3,020
Q322	380 395 388	5,870
Q422	380 395 388	1,503
2h22	380 395 388	7,273
Q123	380 395 388	472
Q223	380 395 388	276



The information provided in this communication is not intended for retail clients. It is general in nature only and does not constitute advice or an offer to sell, or the solicitation of an offer to purchase any swap or other financial instruments, nor constitute any recommendation on our part. The information has been prepared without considering your investment objectives, financial situation, or knowledge and experience. This material is not a research report and is not intended as such. FIS is not responsible for any trading decisions taken based on this communication. Trading swaps and over-the-counter derivatives, exchange-traded derivatives, and options involve substantial risk and are not suitable for all investors. You are advised to perform an independent investigation to determine whether a transaction is suitable for you. No part of this material may be copied or duplicated in any form by any means or redistributed without our prior written consent. Freight Investor Services Ltd (FIS) is authorised and regulated by the Financial Conduct Authority (FRN: 211452) and is a member of the National Futures Association ("NFA"). Freight Investor Services PTE Ltd ("FIS PTE") is a private limited company, incorporated and registered in Singapore with company number 200603922G, and has subsidiary offices in India and Shanghai. Freight Investor Solutions DMCC ("FIS DMCC") is a private limited company, incorporated and registered in Dubai with company number DMCC1225. Further information about FIS including the location of its offices can be found on our website at www.freightinvestorservices.com