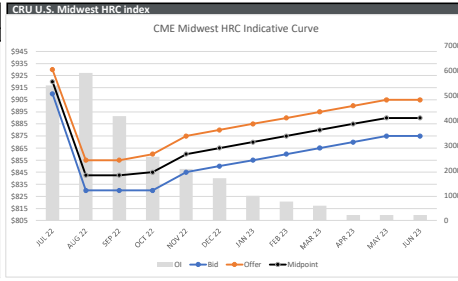


18 July 2022

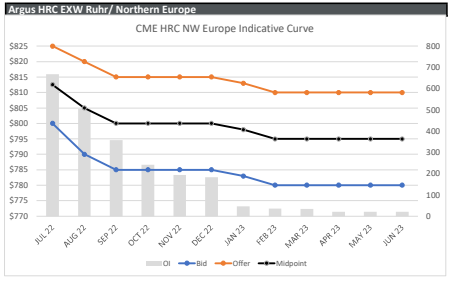
Index	Print	Change	MTD
LME Platts HMS	\$405.00/MT	(\$1.00)	\$400.46
LME Platts Rebar	\$700.00/MT	\$0.00	\$692.50
CME Argus EHR	€814.50/MT	€ 10.00	€ 814.77
LME Argus HRC China	\$583.00/MT	(\$14.00)	\$614.00
CME/LME Platts HRC	\$900.00/NT	\$0.00	\$946.43
CME CRU HRC	\$942/NT	(\$46.00)	\$965.00
CME CRU HDG	\$444/NT	\$42.00	\$423.00
CME FM BUS	\$500.00/NT	(\$13.00)	\$513.00
CME Platts SHR	\$480.00/GT	(\$50.00)	\$530.00

HR	CME Block trade recap	5	25 lot
HR	Aug22/Sep22	5	25 lot
HR	Aug22-Oct22	855	100 lot

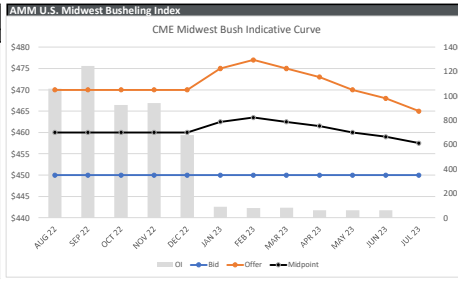
Product Exchange	HRC Midwest CRU	HR/HRC	20 NT
Period	Bid Offer Midpoint OI		
JUL 22	910 930 920 5398		
AUG 22	830 855 843 5897		
SEP 22	830 855 843 4170		
OCT 22	830 860 845 2547		
NOV 22	845 875 860 2058		
DEC 22	850 880 865 1692		
JAN 23	855 885 870 989		
FEB 23	860 890 875 750		
MAR 23	865 895 880 593		
APR 23	870 900 885 218		
MAY 23	875 905 890 220		
JUN 23	875 905 890 225		
JUL+Aug22	870 893 881 11295		
Aug+Sep22	830 855 843 10067		
Q322	857 880 868 15465		
Q422	842 872 857 6297		
2h22	849 876 863 21762		
Q123	860 890 875 2341		
Q223	873 903 888 663		



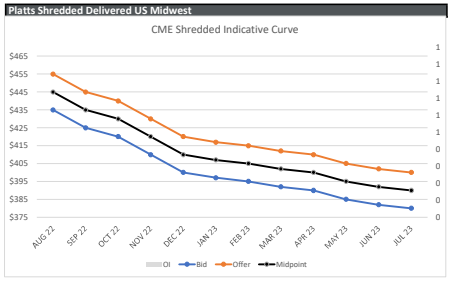
Product Exchange	HRC NW Europe	EHR	€25/MT
Period	Bid Offer Midpoint OI		
JUL 22	800 825 813 668		
AUG 22	790 820 805 505		
SEP 22	785 815 800 358		
OCT 22	785 815 800 242		
NOV 22	785 815 800 194		
DEC 22	785 815 800 183		
JAN 23	783 813 798 46		
FEB 23	780 810 795 35		
MAR 23	780 810 795 34		
APR 23	780 810 795 20		
MAY 23	780 810 795 20		
JUN 23	780 810 795 20		
JUL+Aug22	785 823 809 1173		
Aug+Sep22	788 818 803 863		
Q322	792 820 806 1531		
Q422	785 815 800 619		
2h22	788 818 803 2150		
Q123	781 811 796 115		
Q223	780 810 795 60		



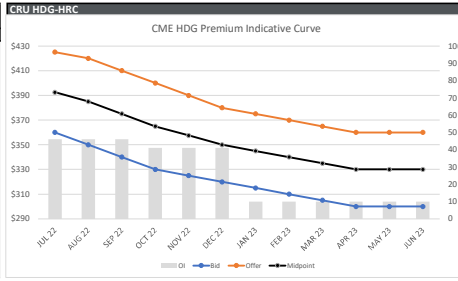
Product Exchange	Midwest Bushing	BUS	20 GT
Period	Bid Offer Midpoint OI		
AUG 22	450 470 460 1059		
SEP 22	450 470 460 1246		
OCT 22	450 470 460 926		
NOV 22	450 470 460 941		
DEC 22	450 470 460 678		
JAN 23	450 475 463 90		
FEB 23	450 477 463 90		
MAR 23	450 475 463 81		
APR 23	450 473 462 60		
MAY 23	450 470 460 60		
JUN 23	450 468 459 61		
JUL 23	450 465 458 0		
Aug+Sep22	450 470 460 2305		
SEP+OCT22	450 470 460 2172		
Q422	450 470 460 2545		
Q123	450 476 463 251		
Q223	450 470 460 181		
1h23	450 473 462 432		
Q323	450 465 458 0		



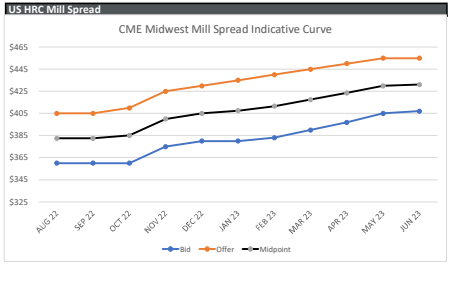
Product Exchange	Midwest Shredded	SHR	20 GT
Period	Bid Offer Midpoint OI		
AUG 22	435 455 445 0		
SEP 22	425 445 435 0		
OCT 22	420 440 430 0		
NOV 22	410 430 420 0		
DEC 22	400 420 410 0		
JAN 23	397 417 407 0		
FEB 23	395 415 405 0		
MAR 23	392 412 402 0		
APR 23	390 410 400 0		
MAY 23	385 405 395 0		
JUN 23	382 402 392 0		
JUL 23	380 400 390 0		
Aug+Sep22	430 450 440 0		
SEP+OCT22	423 443 433 0		
Q422	427 447 437 0		
Q123	407 427 412 0		
Q223	415 435 425 0		
1h23	392 412 402 0		
Q323	382 402 392 0		



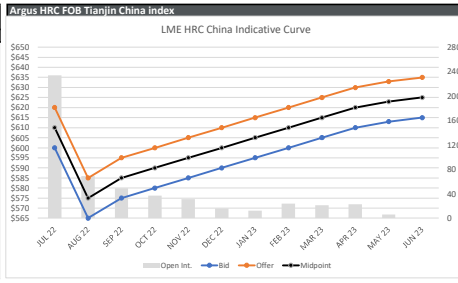
Product Exchange	HDG Premium	HDG	\$/NT
Period	Bid Offer Midpoint OI		
JUL 22	360 425 393 46		
AUG 22	350 420 385 46		
SEP 22	340 410 375 46		
OCT 22	330 400 365 41		
NOV 22	325 390 358 41		
DEC 22	320 380 350 41		
JAN 23	315 375 345 10		
FEB 23	310 370 340 10		
MAR 23	305 365 335 10		
APR 23	300 360 330 10		
MAY 23	300 360 330 10		
JUN 23	300 360 330 10		
JUL+Aug22	355 423 389 92		
Aug+Sep22	345 415 380 92		
Q322	350 418 384 138		
Q422	325 390 358 123		
2h22	338 404 371 261		
Q123	310 370 340 30		
Q223	300 360 330 30		



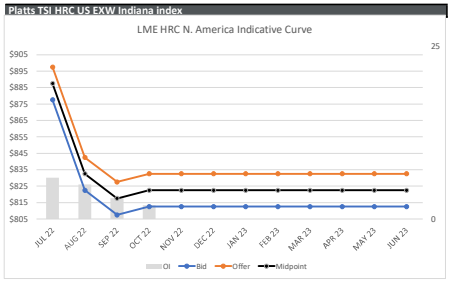
Product Exchange	HRC Mill Spread	BUS/HRC	Spread
Period	Bid Offer Midpoint OI		
AUG 22	360 405 383 0		
SEP 22	360 405 383 0		
OCT 22	360 410 385 0		
NOV 22	375 425 400 0		
DEC 22	380 430 405 0		
JAN 23	380 435 408 0		
FEB 23	383 440 412 0		
MAR 23	390 445 418 0		
APR 23	397 450 424 0		
MAY 23	405 455 430 0		
JUN 23	407 455 431 0		
Aug+Sep22	360 405 389 0		
Q322	360 407 383 0		
Q422	378 430 404 0		
2h22	369 418 394 0		
Q123	360 405 389 0		
Q223	406 455 431 0		



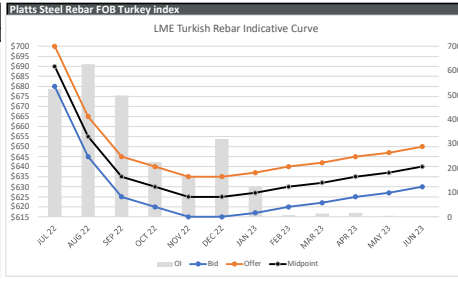
Product Exchange	HRC FOB China	HC/LCY	10 MT
Period	Bid Offer Midpoint Open Int.		
JUL 22	600 620 610 234		
AUG 22	565 585 575 69		
SEP 22	575 595 585 49		
OCT 22	580 600 590 37		
NOV 22	585 605 595 31		
DEC 22	590 610 600 16		
JAN 23	595 615 605 11		
FEB 23	600 620 610 24		
MAR 23	605 625 615 21		
APR 23	610 630 620 23		
MAY 23	613 633 623 6		
JUN 23	615 635 625 6		
JUL+Aug22	583 603 593 303		
Aug+Sep22	570 590 580 118		
Q322	580 600 590 352		
Q422	585 605 595 84		
2h22	583 603 593 436		
Q123	600 620 610 57		
Q223	613 633 623 29		



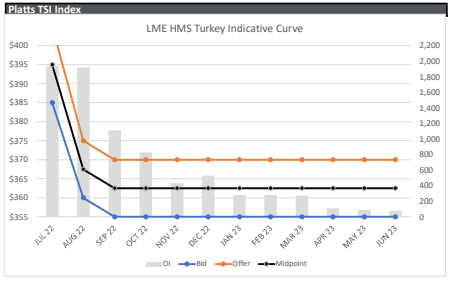
Product Exchange	HRC North America	HU/HRP/HUS	10 NT
Period	Bid Offer Midpoint OI		
JUL 22	878 898 888 6		
AUG 22	823 843 833 5		
SEP 22	808 828 818 3		
OCT 22	813 833 823 2		
NOV 22	813 833 823 0		
DEC 22	813 833 823 0		
JAN 23	813 833 823 0		
FEB 23	813 833 823 0		
MAR 23	813 833 823 0		
APR 23	813 833 823 0		
MAY 23	813 833 823 0		
JUN 23	813 833 823 0		
JUL+Aug22	850 870 860 11		
Aug+Sep22	815 835 825 8		
Q322	836 856 846 14		
Q422	813 833 823 2		
2h22	824 844 834 16		
Q123	813 833 823 0		
Q223	813 833 823 0		



Product Exchange	LME STEEL REBAR	SR/IBP	10 MT
Period	Bid Offer Midpoint OI		
JUL 22	680 700 690 524		
AUG 22	645 665 655 627		
SEP 22	625 645 635 498		
OCT 22	620 640 630 225		
NOV 22	615 635 625 168		
DEC 22	615 635 625 319		
JAN 23	617 637 627 124		
FEB 23	620 640 630 14		
MAR 23	622 642 632 14		
APR 23	625 645 635 16		
MAY 23	627 647 637 16		
JUN 23	630 650 640 1		
JUL+Aug22	663 683 673 1,151		
Aug+Sep22	635 655 645 1,125		
Q322	650 670 660 1,649		
Q422	617 637 627 712		
2h22	633 653 643 2,361		
Q123	620 640 630 145		
Q223	627 647 637 22		



Product Exchange	HMS CFR Turkey	SC/IBO	10 MT
Period	Bid Offer Midpoint OI		
JUL 22	385 405 395 1,939		
AUG 22	360 375 368 1,919		
SEP 22	355 370 363 1,112		
OCT 22	355 370 363 828		
NOV 22	355 370 363 432		
DEC 22	355 370 363 532		
JAN 23	355 370 363 89		
FEB 23	355 370 363 281		
MAR 23	355 370 363 273		
APR 23	355 370 363 110		
MAY 23	355 370 363 89		
JUN 23	355 370 363 80		
JUL+Aug22	373 390 381 3,858		
Aug+Sep22	358 373 365 3,031		
Q322	367 383 375 4,970		
Q422	355 370 363 1,792		
2h22	361 377 369 6,762		
Q123	355 370 363 876		
Q223	355 370 363 239		



The information provided in this communication is not intended for retail clients. It is general in nature only and does not constitute advice or an offer to sell, or the solicitation of an offer to purchase any swap or other financial instruments, nor constitute any recommendation on our part. The information has been prepared without considering your investment objectives, financial situation, or knowledge and experience. This material is not a research report and is not intended as such. FIS is not responsible for any trading decisions taken based on this communication. Trading swaps and over-the-counter derivatives, exchange-traded derivatives, and options involve substantial risk and are not suitable for all investors. You are advised to perform an independent investigation to determine whether a transaction is suitable for you. No part of this material may be copied or duplicated in any form by any means or redistributed without our prior written consent. Freight Investor Services Ltd (FIS) is authorised and regulated by the Financial Conduct Authority (FRN: 211452) and is a member of the National Futures Association ("NFA"). Freight Investor Services PTE Ltd (FIS PTE) is a private limited company, incorporated and registered in Singapore with company number 200603922G, and has subsidiary offices in India and Shanghai. Freight Investor Solutions DMCC ("FIS DMCC") is a private limited company, incorporated and