

25 July 2022

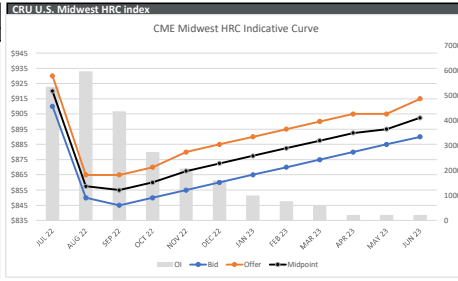
Index	Print	Change	MTD
LME Platts HMS	\$367.50/MT	(\$2.50)	\$394.59
LME Platts Rebar	\$670.00/MT	(\$7.50)	\$690.59
CME Argus EHR	€810.25/MT	€ 0.50	€ 815.59
LME Argus HRC China	\$582.00/NT	\$1.00	\$602.93
CME/LME Platts HRC	\$840.00/NT	\$0.00	\$920.53
CME CRU HRC	\$895/NT	(\$47.00)	\$941.67
CME CRU HDG	\$386/NT	(\$5.00)	\$410.67
CME FM BUS	\$500/MT	(\$5.00)	\$505.00
CME Platts SHR	\$480.00/GT	(\$50.00)	\$530.00

Today	CME Block trade recap	EHR	Aug22/Sep22	4	25 lot
HR	Aug22/Sep22	8	25 lot		
HR	Sep22	850	25 lot		
HR	Sep22	850	25 lot		
HR	Aug22/Sep22	10	25 lot		
HR	Sep22	850	25 lot		
HR	Sep22	855	25 lot		
HR	Sep22	850	25 lot		
HR	Sep22	850	25 lot		
HR	Sep22	850	25 lot		
HR	Sep22	850	25 lot		
HR	Sep22	850	50 lot		
HR	Aug22/Sep22	10	25 lot		
EHR	Aug22/Sep22	4	25 lot		
EHR	Aug22/Sep22	4	25 lot		

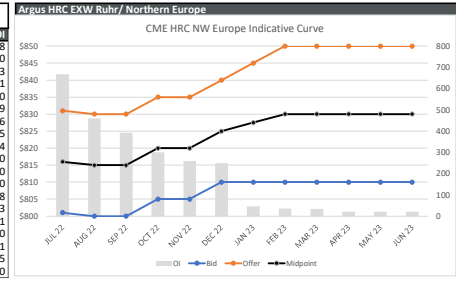
Product Exchange	HRC NW Europe	EHR	€/MT
Period	Bid Offer Midpoint OI		
JUL 22	801 831 816	668	
AUG 22	800 830 815	460	
SEP 22	800 830 815	393	
OCT 22	805 835 820	301	
NOV 22	805 835 820	260	
DEC 22	810 840 825	249	
JAN 23	810 845 828	46	
FEB 23	810 850 830	35	
MAR 23	810 850 830	34	
APR 23	810 850 830	20	
MAY 23	810 850 830	20	
JUN 23	810 850 830	20	
JUL+Aug22	801 831 816	1128	
Aug+SEP22	800 830 815	853	
Q322	800 830 815	1521	
Q422	807 837 822	810	
2h22	804 834 819	2331	
Q1 23	810 848 829	115	
Q2 23	810 850 830	61	

Product Exchange	HRC CRU	HR/HRC	20 NT
Period	Bid Offer Midpoint OI		
JUL 22	910 930 920	5353	
AUG 22	850 865 858	5973	
SEP 22	845 865 855	4368	
OCT 22	850 870 860	2744	
NOV 22	855 880 868	2078	
DEC 22	860 885 873	1615	
JAN 23	865 890 878	1004	
FEB 23	870 895 885	775	
MAR 23	875 900 888	609	
APR 23	880 905 893	218	
MAY 23	885 905 895	220	
JUN 23	890 915 895	225	
JUL+Aug22	880 898 889	11326	
Aug+SEP22	848 865 856	10341	
Q322	868 887 878	15694	
Q422	855 878 867	6437	
2h22	862 883 872	22131	
Q1 23	870 895 883	2388	
Q2 23	885 908 897	663	

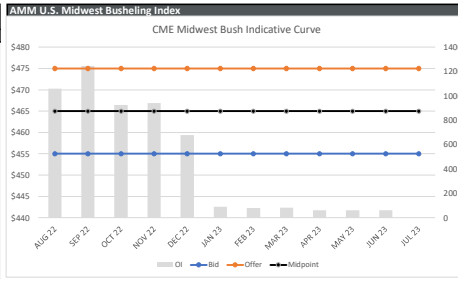
Product Exchange	HRC Midwest CRU	HR/HRC	20 NT
Period	Bid Offer Midpoint OI		
JUL 22	910 930 920	5353	
AUG 22	850 865 858	5973	
SEP 22	845 865 855	4368	
OCT 22	850 870 860	2744	
NOV 22	855 880 868	2078	
DEC 22	860 885 873	1615	
JAN 23	865 890 878	1004	
FEB 23	870 895 885	775	
MAR 23	875 900 888	609	
APR 23	880 905 893	218	
MAY 23	885 905 895	220	
JUN 23	890 915 895	225	
JUL+Aug22	880 898 889	11326	
Aug+SEP22	848 865 856	10341	
Q322	868 887 878	15694	
Q422	855 878 867	6437	
2h22	862 883 872	22131	
Q1 23	870 895 883	2388	
Q2 23	885 908 897	663	



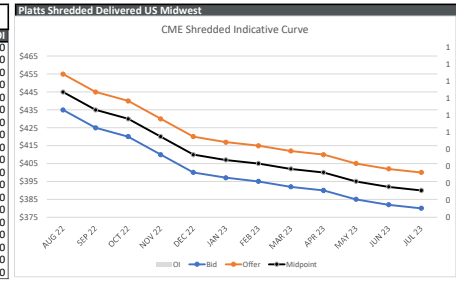
Product Exchange	HRC NW Europe	EHR	€/MT
Period	Bid Offer Midpoint OI		
JUL 22	801 831 816	668	
AUG 22	800 830 815	460	
SEP 22	800 830 815	393	
OCT 22	805 835 820	301	
NOV 22	805 835 820	260	
DEC 22	810 840 825	249	
JAN 23	810 845 828	46	
FEB 23	810 850 830	35	
MAR 23	810 850 830	34	
APR 23	810 850 830	20	
MAY 23	810 850 830	20	
JUN 23	810 850 830	20	
JUL+Aug22	801 831 816	1128	
Aug+SEP22	800 830 815	853	
Q322	800 830 815	1521	
Q422	807 837 822	810	
2h22	804 834 819	2331	
Q1 23	810 848 829	115	
Q2 23	810 850 830	61	



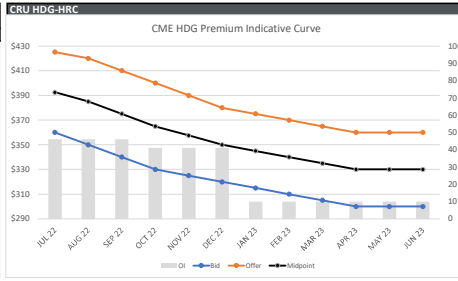
Product Exchange	Midwest Bushing	BUS	20 GT
Period	Bid Offer Midpoint OI		
AUG 22	455 475 465	1059	
SEP 22	455 475 465	1247	
OCT 22	455 475 465	926	
NOV 22	455 475 465	941	
DEC 22	455 475 465	678	
JAN 23	455 475 465	90	
FEB 23	455 475 465	81	
MAR 23	455 475 465	60	
APR 23	455 475 465	60	
MAY 23	455 475 465	61	
JUN 23	455 475 465	0	
JUL 23	455 475 465	0	
Aug+SEP22	455 475 465	2306	
SEP+OCT22	455 475 465	2173	
Q422	455 475 465	2545	
Q1 23	455 475 465	251	
Q2 23	455 475 465	181	
1h 23	455 475 465	432	
Q3 23	455 475 465	0	



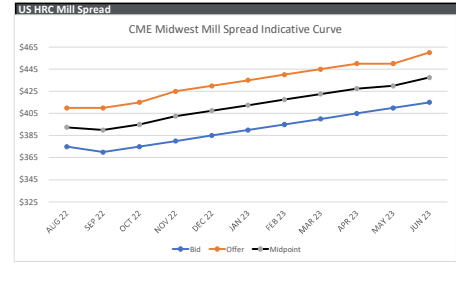
Product Exchange	Midwest Shredded	SHR	20 GT
Period	Bid Offer Midpoint OI		
AUG 22	435 455 445	0	
SEP 22	425 445 435	0	
OCT 22	420 440 430	0	
NOV 22	410 430 420	0	
DEC 22	400 420 410	0	
JAN 23	397 417 407	0	
FEB 23	395 415 405	0	
MAR 23	392 412 402	0	
APR 23	390 410 400	0	
MAY 23	385 405 395	0	
JUN 23	382 402 392	0	
JUL 23	380 400 390	0	
Aug+SEP22	430 450 440	0	
SEP+OCT22	423 443 433	0	
Q422	427 447 437	0	
Q1 23	427 447 437	0	
Q2 23	415 435 425	0	
1h 23	392 412 402	0	
Q3 23	382 402 392	0	



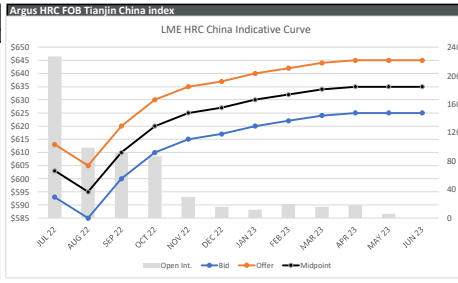
Product Exchange	HDG Premium	HDG	\$/NT
Period	Bid Offer Midpoint OI		
JUL 22	360 425 393	46	
AUG 22	350 420 385	46	
SEP 22	340 410 375	46	
OCT 22	330 400 365	41	
NOV 22	325 390 358	41	
DEC 22	320 380 350	41	
JAN 23	315 375 345	10	
FEB 23	310 370 340	10	
MAR 23	305 365 335	10	
APR 23	300 360 330	10	
MAY 23	300 360 330	10	
JUN 23	300 360 330	10	
JUL+Aug22	355 423 389	92	
Aug+SEP22	345 415 380	92	
Q322	350 418 384	138	
Q422	325 390 358	123	
2h22	338 404 371	261	
Q1 23	310 370 340	30	
Q2 23	300 360 330	30	



Product Exchange	HRC Mill Spread	BUS/HRC	Spread
Period	Bid Offer Midpoint OI		
AUG 22	375 410 393		
SEP 22	370 410 390		
OCT 22	375 415 395		
NOV 22	380 425 400		
DEC 22	385 430 408		
JAN 23	390 435 413		
FEB 23	395 440 418		
MAR 23	400 445 423		
APR 23	405 450 428		
MAY 23	410 450 430		
JUN 23	415 460 438		
Aug+SEP22	373 410 391		
Q322	373 412 393		
Q422	385 430 408		
2h22	379 421 400		
Q1 23	400 445 423		
Q2 23	413 455 434		



Product Exchange	HRC FOB China	HC/LCY	10 MT
Period	Bid Offer Midpoint Open Int		
JUL 22	593 613 603	227	
AUG 22	585 605 595	99	
SEP 22	600 620 610	93	
OCT 22	610 630 620	87	
NOV 22	615 635 625	30	
DEC 22	617 637 627	16	
JAN 23	620 640 630	17	
FEB 23	622 642 632	20	
MAR 23	624 644 634	16	
APR 23	625 645 635	18	
MAY 23	625 645 635	6	
JUN 23	625 645 635	0	
JUL+Aug22	589 609 599	326	
Aug+SEP22	593 613 603	192	
Q322	593 613 603	419	
Q422	614 634 624	133	
2h22	603 623 613	552	
Q1 23	622 642 632	48	
Q2 23	625 645 635	24	



Product Exchange	HRC North America	HU/HRP/HUS	10 NT
Period	Bid Offer Midpoint OI		
JUL 22	878 898 888	888	6
AUG 22	843 863 853	853	5
SEP 22	843 863 853	853	1
OCT 22	843 863 853	853	2
NOV 22	843 863 853	853	0
DEC 22	843 863 853	853	0
JAN 23	843 863 853	853	0
FEB 23	843 863 853	853	0
MAR 23	843 863 853	853	0
APR 23	843 863 853	853	0
MAY 23	843 863 853	853	0
JUN 23	843 863 853	853	0
JUL+Aug22	860 880 870	870	11
Aug+SEP22	843 863 853	853	6
Q322	854 874 864	864	12
Q422	843 863 853	853	2
2h22	848 868 858	848	