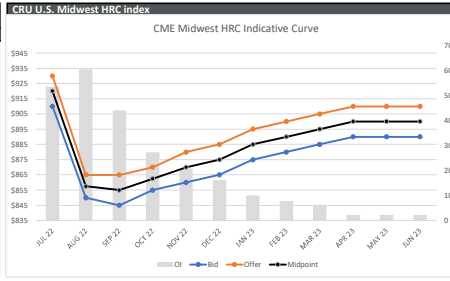


26 July 2022

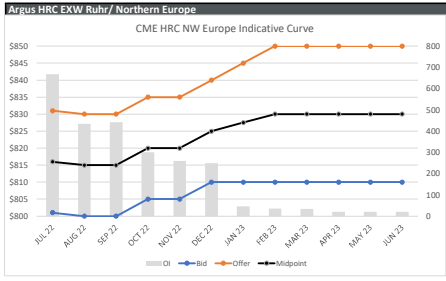
Index	Print	Change	MTD
LME Platts HMS	\$360.00/MT	(\$7.50)	\$392.67
LME Platts Rebar	\$657.50/MT	(\$12.50)	\$688.75
CME Argus EHR	€793.50	€ 814.38	
LME Argus HRC China	\$582.00/MT	\$1.00	\$601.63
CME/LME Platts HRC	\$0.00/NT	\$0.00	\$920.53
CME CRU HRC	\$895/NT	(\$47.00)	\$941.67
CME CRU HDG	\$386/NT	(\$5.00)	\$410.67
CME FM BUS	\$500/MT		Jul-22
CME Platts SHR	\$480.00/GT	(\$50.00)	Jul-22

Today	CME Block trade recap	HR	Aug22	855	100 lot
HR	Q123	890	25 lot		
HR	Jan22	890	25 lot		
HR	Feb22	890	25 lot		
HR	Mar22	890	25 lot		
HR	Aug22-Sep22	853	37 lot		
HR	Oct22-Nov22	860	25 lot		
HR	Dec22-Jun23	475	50 lot		
BUS	Q422	860	15 lot		
HR	Oct22	855	25 lot		
EHR	Aug22/Sep22	0	25 lot		
EHR	Aug22/Sep22	0	25 lot		
EHR	Aug22/Sep22	0	25 lot		
HR	Sep22	850	50 lot		
HR	Sep22	853	25 lot		

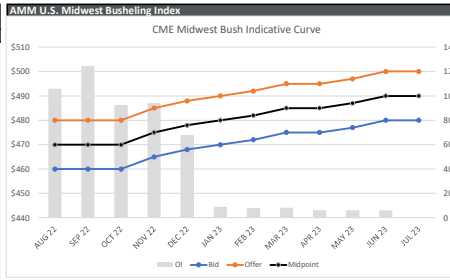
Product Exchange	HRC Midwest CRU	HR/HRC	20 NT	OI
Period	Bid	Offer	Midpoint	OI
JUL 22	910	930	920	5353
AUG 22	850	865	858	6040
SEP 22	845	865	855	4408
OCT 22	855	870	863	2724
NOV 22	860	880	870	2079
DEC 22	865	885	875	1614
JAN 23	875	895	885	1004
FEB 23	880	900	890	780
MAR 23	885	905	895	614
APR 23	890	910	900	218
MAY 23	890	910	900	220
JUN 23	890	910	900	225
JUL+Aug22	880	898	889	11393
Aug+SEP22	848	865	856	10448
Q322	868	887	878	15801
Q422	860	878	869	6417
2h22	864	883	873	22118
Q123	880	900	890	2398
Q223	890	910	900	663



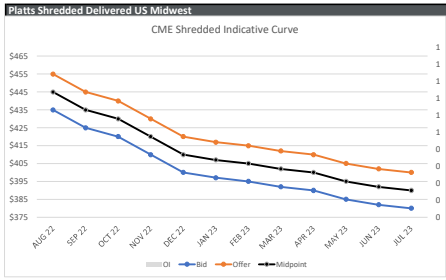
Product Exchange	HRC NW Europe	EHR	€/MT	OI
Period	Bid	Offer	Midpoint	OI
JUL 22	801	831	816	668
AUG 22	800	830	815	435
SEP 22	800	830	815	443
OCT 22	805	835	820	301
NOV 22	805	835	820	260
DEC 22	810	840	825	249
JAN 23	810	845	828	46
FEB 23	810	850	830	35
MAR 23	810	850	830	34
APR 23	810	850	830	20
MAY 23	810	850	830	20
JUN 23	810	850	830	20
JUL+Aug22	801	831	816	1103
Aug+SEP22	800	830	815	878
Q322	800	830	815	1546
Q422	807	837	822	810
2h22	804	834	819	2356
Q123	810	848	829	115
Q223	810	850	830	60



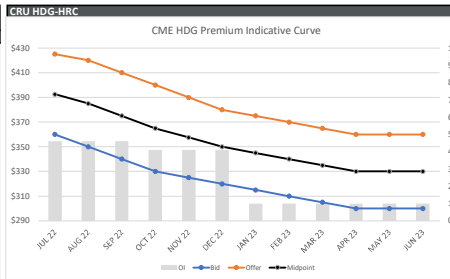
Product Exchange	Midwest Bushing	BUS	20 GT	OI
Period	Bid	Offer	Midpoint	OI
AUG 22	460	480	470	1059
SEP 22	460	480	470	1247
OCT 22	460	480	470	920
NOV 22	465	485	475	941
DEC 22	468	488	478	678
JAN 23	470	490	480	90
FEB 23	472	492	482	251
MAR 23	475	495	485	81
APR 23	475	495	485	60
MAY 23	477	497	487	60
JUN 23	480	500	490	61
JUL 23	480	500	490	0
Aug+SEP22	460	480	470	2306
SEP+OCT22	460	480	470	2173
Q322	464	484	474	2545
Q422	472	492	482	251
Q223	477	497	487	181
1h23	475	495	485	432
Q323	480	500	490	0



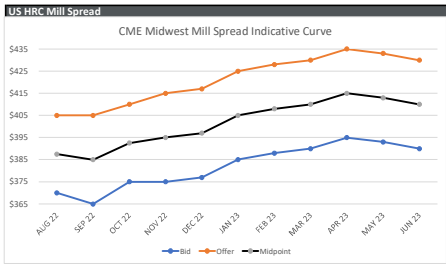
Product Exchange	Midwest Shredded	SHR	20 GT	OI
Period	Bid	Offer	Midpoint	OI
AUG 22	435	455	445	0
SEP 22	425	445	435	0
OCT 22	420	440	430	0
NOV 22	410	430	420	0
DEC 22	400	420	410	0
JAN 23	397	417	407	0
FEB 23	395	415	405	0
MAR 23	392	412	402	0
APR 23	390	410	400	0
MAY 23	385	405	395	0
JUN 23	382	402	392	0
JUL 23	380	400	390	0
Aug+SEP22	430	450	440	0
SEP+OCT22	423	443	433	0
Q322	427	447	437	0
Q422	407	427	417	0
Q223	415	435	425	0
1h23	392	412	402	0
Q323	382	402	392	0



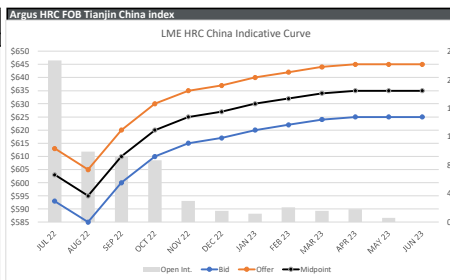
Product Exchange	HDG Premium	HDG	\$/NT	OI
Period	Bid	Offer	Midpoint	OI
JUL 22	360	425	393	46
AUG 22	350	420	385	46
SEP 22	340	410	375	46
OCT 22	330	400	365	41
NOV 22	325	390	358	41
DEC 22	320	380	350	41
JAN 23	315	375	345	10
FEB 23	310	370	340	10
MAR 23	305	365	335	10
APR 23	300	360	330	10
MAY 23	300	360	330	10
JUN 23	300	360	330	10
JUL+Aug22	355	423	389	92
Aug+SEP22	345	415	380	92
Q322	350	418	384	138
Q422	325	390	358	123
Q223	338	404	371	261
Q123	310	370	340	30
Q223	300	360	330	30



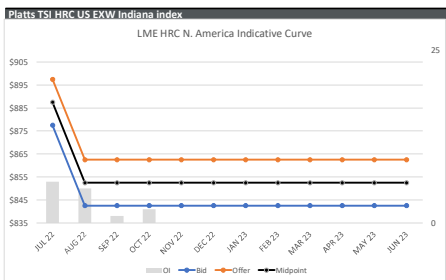
Product Exchange	HRC Mill Spread	BUS/HRC	Spread	OI
Period	Bid	Offer	Midpoint	OI
AUG 22	370	405	388	0
SEP 22	365	405	385	0
OCT 22	375	410	393	0
NOV 22	375	415	395	0
DEC 22	377	417	397	0
JAN 23	385	425	405	0
FEB 23	388	428	408	0
MAR 23	390	430	410	0
APR 23	395	435	415	0
MAY 23	393	433	413	0
JUN 23	390	430	410	0
Aug+SEP22	368	405	386	0
Q322	370	407	388	0
Q422	379	419	399	0
2h22	375	413	394	0
Q123	381	421	401	0
Q223	392	432	412	0



Product Exchange	HRC FOB China	HC/LCY	10 MT	OI
Period	Bid	Offer	Midpoint	Open Int.
JUL 22	593	613	603	227
AUG 22	585	605	595	99
SEP 22	600	620	610	93
OCT 22	610	630	620	87
NOV 22	615	635	625	30
DEC 22	617	637	627	16
JAN 23	620	640	630	12
FEB 23	622	642	632	21
MAR 23	624	644	634	16
APR 23	625	645	635	18
MAY 23	625	645	635	6
JUN 23	625	645	635	6
JUL+Aug22	589	609	599	326
Aug+SEP22	593	613	603	192
Q322	593	613	603	419
Q422	614	634	624	123
2h22	603	623	613	552
Q123	622	642	632	49
Q223	625	645	635	24



Product Exchange	HRC North America	HU/HRP/HUS	10 NT	OI
Period	Bid	Offer	Midpoint	OI
JUL 22	878	898	888	6
AUG 22	843	863	853	5
SEP 22	843	863	853	1
OCT 22	843	863	853	2
NOV 22	843	863	853	0
DEC 22	843	863	853	0
JAN 23	843	863	853	0
FEB 23	843	863	853	0
MAR 23	843	863	853	0
APR 23	843	863	853	0
MAY 23	843	863	853	0
JUN 23	843	863	853	0
JUL+Aug22	860	880	870	11
Aug+SEP22	843	863	853	6
Q322	854	874	864	12
Q422	843	863	853	2
2h22	848	868	858	14
Q123	843	863	853	0
Q223	843	863	853	0



Product Exchange	LME STEEL REBAR	SR/IBP	10 MT	OI
Period	Bid	Offer	Midpoint	OI
JUL 22	682	702	692	523
AUG 22	635	655	645	616
SEP 22	627	645	636	497
OCT 22	625	643	634	225
NOV 22	620	640	630	159
DEC 22	617	637	627	320
JAN 23	617	637	627	120
FEB 23	619	639	629	9
MAR 23	621	641	631	9
APR 23	623	643	633	15
MAY 23	625	645	635	15
JUN 23	630	650	640	15
JUL+Aug22	659	679	669	1,139
Aug+SEP22	631	650	641	1,113
Q322	648	667	658	1,636
Q422	621	640	631	704
2h22	63			