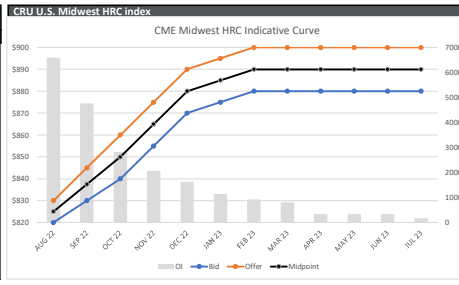


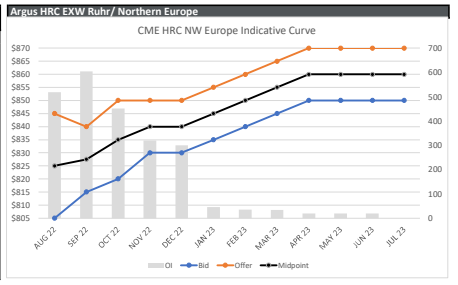
Index	Print	Change	MTD
LME Platts HMS	\$347.50/MT	\$0.00	\$347.50
LME Platts Rebar	\$615.00/MT	\$5.00	\$610.00
CME Argus EHR	€800.25/MT	€ 0.50	€ 800.25
LME Argus HRC China	\$596.00/NT	\$8.00	\$596.00
CME/LME Platts HRC	\$840.00/NT	\$0.00	\$840.00
CME CRU HRC	\$895/NT	(\$47.00)	\$921.50
CME CRU HDG	\$386/NT	(\$58.00)	\$393.50
CME FM BUS	\$500/6/NT	\$13.22	Jul-22
CME Platts SHR	\$480.00/GT	(\$50.00)	Jul-22

Today	CME Block trade recap		
HR	Nov22/Dec22	-15	25 lot
HR	Oct22	855	25 lot
HR	Sep22	835	25 lot
HR	Q123	900	10 lot
HR	Sep22	835	50 lot
EHR	Sep22	835	50 lot
HR	Aug22/Sep22	-15	100 lot
HR	1h23	900	50 lot
EHR	Q123	865	50 lot

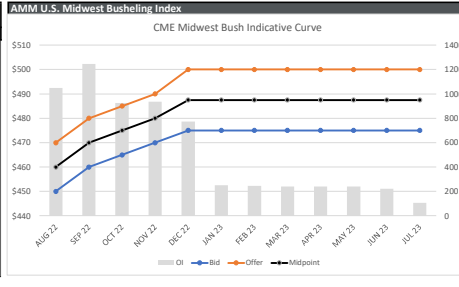
Product Exchange	HRC Midwest CRU	HR/HRC	20 NT	
Period	Bid	Offer	Midpoint	OI
AUG 22	820	830	825	6596
SEP 22	830	845	838	4762
OCT 22	840	860	850	2816
NOV 22	855	875	865	2066
DEC 22	870	890	880	1628
JAN 23	875	895	885	1137
FEB 23	880	900	890	920
MAR 23	880	900	890	818
APR 23	880	900	890	331
MAY 23	880	900	890	332
JUN 23	880	900	890	338
JUL 23	880	900	890	174
AUG+SEP22	825	838	831	11358
SEP+OCT22	855	853	844	7578
Q422	855	875	865	14174
Q123	878	898	888	4831
Q223	880	900	890	19005
1h23	879	899	889	2069
Cal23	879	899	889	844



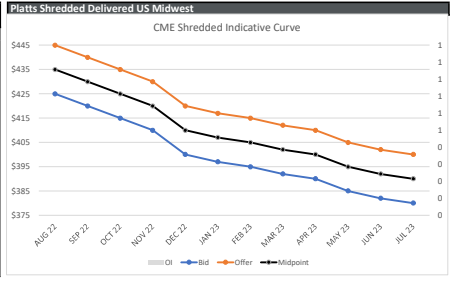
Product Exchange	HRC NW Europe	EHR	€/MT	
Period	Bid	Offer	Midpoint	OI
AUG 22	805	845	825	519
SEP 22	815	840	828	604
OCT 22	820	850	835	451
NOV 22	830	850	840	320
DEC 22	830	850	840	300
JAN 23	835	855	845	46
FEB 23	840	860	850	35
MAR 23	845	865	855	34
APR 23	850	870	860	20
MAY 23	850	870	860	20
JUN 23	850	870	860	20
JUL 23	850	870	860	20
AUG+SEP22	810	843	826	1123
SEP+OCT22	818	845	831	1055
Q422	827	850	838	1071
Q123	840	860	850	115
Q223	850	870	860	60
1h23	845	865	855	175
Cal23	846	866	856	175



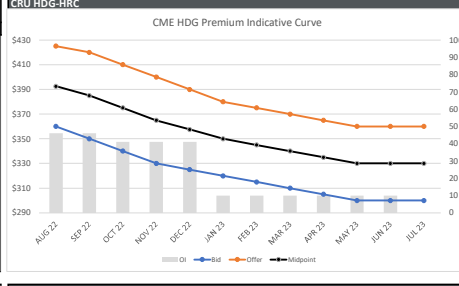
Product Exchange	Midwest Busheling	BUS	20 GT	
Period	Bid	Offer	Midpoint	OI
AUG 22	450	470	460	1050
SEP 22	460	480	470	1247
OCT 22	465	485	475	926
NOV 22	470	490	480	936
DEC 22	475	500	488	774
JAN 23	475	500	488	250
FEB 23	475	500	488	245
MAR 23	475	500	488	248
APR 23	475	500	488	248
MAY 23	475	500	488	240
JUN 23	475	500	488	221
JUL 23	475	500	488	105
AUG+SEP22	455	475	465	2297
SEP+OCT22	463	483	473	2173
Q422	470	492	481	2636
Q123	475	500	488	736
Q223	475	500	488	701
1h23	475	500	488	1437
Q323	475	500	488	105



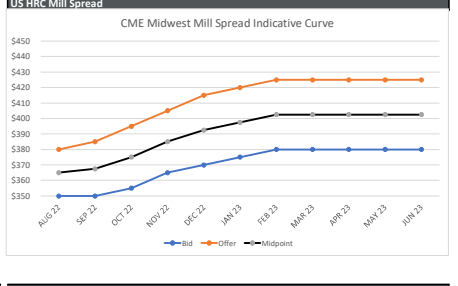
Product Exchange	Midwest Shredded	SHR	20 GT	
Period	Bid	Offer	Midpoint	OI
AUG 22	425	445	435	0
SEP 22	420	440	430	0
OCT 22	415	435	425	0
NOV 22	410	430	420	0
DEC 22	400	420	410	0
JAN 23	397	417	407	0
FEB 23	395	415	405	0
MAR 23	392	412	402	0
APR 23	390	410	400	0
MAY 23	385	405	395	0
JUN 23	382	402	392	0
JUL 23	380	400	390	0
AUG+SEP22	423	443	433	0
SEP+OCT22	418	438	428	0
Q422	408	428	418	0
Q123	395	415	405	0
Q223	386	406	396	0
1h23	390	410	400	0
Q323	380	400	390	0



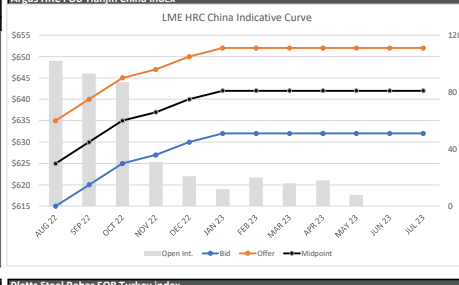
Product Exchange	HDG Premium	HDG	\$/NT	
Period	Bid	Offer	Midpoint	OI
AUG 22	360	425	393	46
SEP 22	350	420	385	46
OCT 22	340	410	375	41
NOV 22	330	400	365	41
DEC 22	325	390	358	41
JAN 23	320	380	350	10
FEB 23	315	375	345	10
MAR 23	310	370	340	10
APR 23	305	365	335	10
MAY 23	300	360	330	10
JUN 23	300	360	330	10
JUL 23	300	360	330	0
AUG+SEP22	355	423	389	92
SEP+OCT22	345	415	380	87
Q422	332	400	366	123
Q123	315	375	345	30
Q223	302	362	332	30
1h23	308	368	338	60
Cal23	307	367	337	60



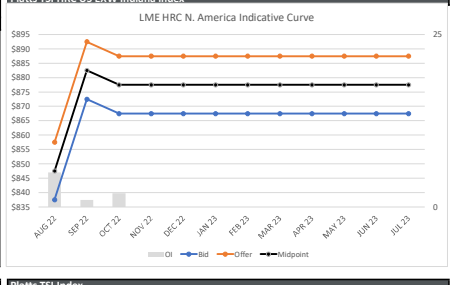
Product Exchange	HRC Mill Spread	BUS/HRC	Spread	
Period	Bid	Offer	Midpoint	OI
AUG 22	350	380	365	0
SEP 22	350	385	368	0
OCT 22	355	395	375	0
NOV 22	365	405	385	0
DEC 22	370	415	393	0
JAN 23	375	420	398	0
FEB 23	380	425	403	0
MAR 23	380	425	403	0
APR 23	380	425	403	0
MAY 23	380	425	403	0
JUN 23	380	425	403	0
JUL 23	380	425	403	0
AUG+SEP22	350	383	366	0
Q422	363	405	384	0
Q123	378	423	401	0
Q223	380	425	403	0
1h23	379	424	402	0
Cal23	380	425	403	0



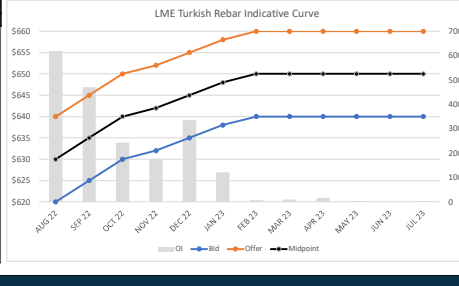
Product Exchange	HRC FOB China	HC/LCY	10 MT	
Period	Bid	Offer	Midpoint	Open Int
AUG 22	615	635	625	102
SEP 22	620	640	630	93
OCT 22	625	645	635	87
NOV 22	627	647	637	31
DEC 22	630	650	640	21
JAN 23	632	652	642	12
FEB 23	632	652	642	20
MAR 23	632	652	642	16
APR 23	632	652	642	18
MAY 23	632	652	642	8
JUN 23	632	652	642	8
JUL 23	632	652	642	0
AUG+SEP22	618	638	628	195
SEP+OCT22	623	643	633	180
Q422	627	647	637	139
Q123	632	652	642	48
Q223	632	652	642	26
1h23	632	652	642	74
Cal23	632	652	642	0



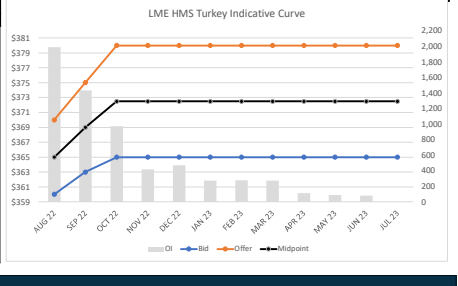
Product Exchange	HRC North America	HU/HRP/HUS	10 NT	
Period	Bid	Offer	Midpoint	OI
AUG 22	838	858	848	5
SEP 22	873	893	883	1
OCT 22	868	888	878	2
NOV 22	868	888	878	0
DEC 22	868	888	878	0
JAN 23	868	888	878	0
FEB 23	868	888	878	0
MAR 23	868	888	878	0
APR 23	868	888	878	0
MAY 23	868	888	878	0
JUN 23	868	888	878	0
JUL 23	868	888	878	0
AUG+SEP22	855	875	865	6
SEP+OCT22	870	890	880	3
Q422	868	888	878	2
Q123	868	888	878	0
Q223	868	888	878	0
1h23	868	888	878	0
Cal23	868	888	878	0



Product Exchange	LME STEEL REBAR	SR/IBP	10 MT	
Period	Bid	Offer	Midpoint	OI
AUG 22	620	640	630	619
SEP 22	625	645	635	471
OCT 22	630	650	640	244
NOV 22	632	652	642	176
DEC 22	635	655	645	335
JAN 23	638	658	648	121
FEB 23	640	660	650	7
MAR 23	640	660	650	9
APR 23	640	660	650	16
MAY 23	640	660	650	3
JUN 23	640	660	650	2
JUL 23	640	660	650	0
AUG+SEP22	623	643	633	1090
SEP+OCT22	628	648	638	715
Q422	632	652	642	755
Q123	639	659	649	137
Q223	640	660	650	20
1h23	640	660	650	157
Cal23	640	660	650	2



Product Exchange	HMS CFR Turkey	SC/IBO	10 MT	
Period	Bid	Offer	Midpoint	OI
AUG 22	360	370	365	1,988
SEP 22	363	375	369	1,421
OCT 22	365	380	373	970
NOV 22	365	380	373	417
DEC 22	365	380	373	469
JAN 23	365	380	373	271
FEB 23	365	380	373	276
MAR 23	365	380	373	274
APR 23	365	380	373	112
MAY 23	365	380	373	86
JUN 23	365	380	373	80
JUL 23	365	380	373	0
AUG+SEP22	362	373	367	3,419
SEP+OCT22	364	378	371	2,401
Q422	365	380	373	1,856
Q123	365	380	373	821
Q223	365	380	373	278
1h23	365	380	373	1,099
Cal23	365	380	373	0



The information provided in this communication is not intended for retail clients. It is general in nature only and does not constitute advice or an offer to sell, or the solicitation of an offer to purchase any swap or other financial instruments, nor constitute any recommendation on our part. The information has been prepared without considering your investment objectives, financial situation, or knowledge and experience. This material is not a research report and is not intended as such. FIS is not responsible for any trading decisions taken based on this communication. Trading swaps and over-the-counter derivatives, exchange-traded derivatives, and options involve substantial risk and are not suitable for all investors. You are advised to perform an independent investigation to determine whether a transaction is suitable for you. No part of this material may be copied or duplicated in any form by any means or redistributed without our prior written consent. Freight Investor Services Ltd (FIS) is authorised and regulated by the Financial Conduct Authority (FRN: 211452) and is a member of the National Futures Association ("NFA"). Freight Investor Services PTE Ltd (FIS PTE) is a private limited company, incorporated and registered in Singapore with company number 200603922G, and has subsidiary offices in India and Shanghai. Freight Investor Solutions DMCC ("FIS DMCC") is a private limited company, incorporated and registered in Dubai with company number DMCC1225. Further information about FIS including the location of its offices can be found on our website at www.freightinvestorservices.com