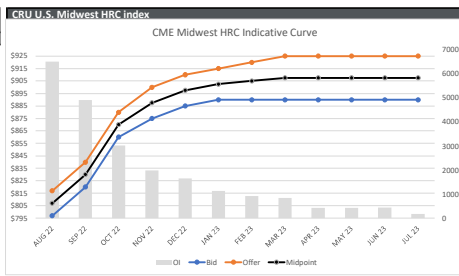


15 August 2022

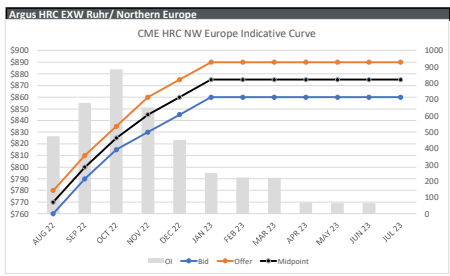
Index	Print	Change	MTD
LME Platts HMS	\$388.00/MT	\$0.00	\$347.50
LME Platts Rebar	\$657.50/MT	\$0.00	\$610.00
CME Argus EHR	€746.75/MT	-€ 9.25	€ 800.25
LME Argus HRC China	\$600.00/MT	\$0.00	\$600.33
CME/LME Platts HRC	\$0.00/NT	\$0.00	\$817.00
CME CRU HRC	\$100.00/NT	(\$10.00)	\$817.00
CME CRU HDG	\$963/NT	\$0.00	\$337.50
CME FM BUS	\$445.97/GT	(\$54.89)	Aug-22
CME Platts SHR	\$430.00/GT	(\$20.00)	Aug-22

Today	CME Block trade recap		
HR	Nov22	855	25 lot
HR	Nov22	880	25 lot
HR	Nov22	880	25 lot
HR	Sep22	830	25 lot
EHR	Aug22/Sep22	20	25 lot
EHR	Sep22	800	25 lot

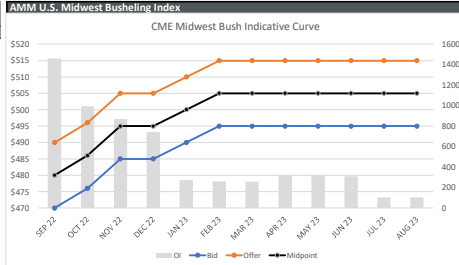
Product Exchange	HRC Midwest CRU		HR/HRC 20 NT	
Period	Bid	Offer	Midpoint	OI
AUG 22	797	817		6507
SEP 22	820	840	830	4916
OCT 22	860	880	870	3029
NOV 22	875	900	888	1987
DEC 22	885	910	898	1656
JAN 23	890	915	903	1136
FEB 23	890	920	905	925
MAR 23	890	925	908	859
APR 23	890	925	908	426
MAY 23	890	925	908	439
JUN 23	890	925	908	438
JUL 23	890	925	908	179
AUG+SEP22	809	829	819	11423
SEP+OCT22	840	860	850	7945
Q422	873	897	885	14452
Q123	890	920	905	4779
Q223	890	925	907	2191
1h23	890	923	906	2199
Cal23	890	923	906	1047



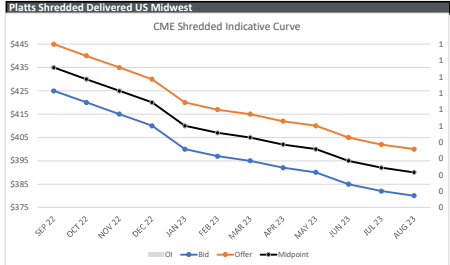
Product Exchange	HRC NW Europe		EHR /NT	
Period	Bid	Offer	Midpoint	OI
AUG 22	760	780		470
SEP 22	790	810	800	676
OCT 22	815	835	825	885
NOV 22	830	860	845	651
DEC 22	845	875	860	452
JAN 23	860	890	875	250
FEB 23	860	890	875	222
MAR 23	860	890	875	221
APR 23	860	890	875	67
MAY 23	860	890	875	65
JUN 23	860	890	875	65
JUL 23	860	890	875	0
AUG+SEP22	775	795	785	1155
SEP+OCT22	803	823	813	1564
Q422	830	857	843	1988
Q123	860	890	875	693
Q223	860	890	875	197
1h23	860	890	875	890
Cal23	860	890	875	890



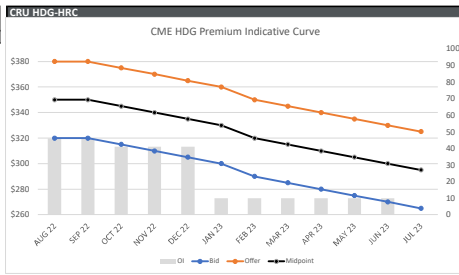
Product Exchange	Midwest Bushing		BUS 20 GT	
Period	Bid	Offer	Midpoint	OI
SEP 22	470	490	480	1461
OCT 22	476	496	486	996
NOV 22	485	505	495	871
DEC 22	485	505	495	741
JAN 23	490	510	500	273
FEB 23	495	515	505	260
MAR 23	495	515	505	260
APR 23	495	515	505	320
MAY 23	495	515	505	320
JUN 23	495	515	505	312
JUL 23	495	515	505	105
AUG 23	495	515	505	105
SEP+OCT22	473	493	483	2457
OCT+NOV22	481	501	491	1867
Q422	487	507	497	1885
Q123	495	515	505	836
Q223	495	515	505	737
1h23	495	515	505	1573
Q323	495	515	505	105



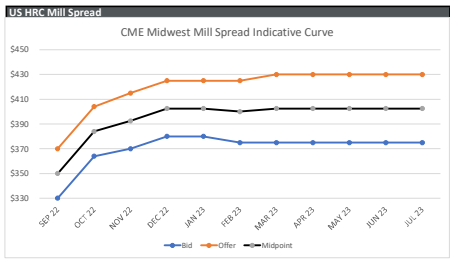
Product Exchange	Midwest Shredded		SHR 20 GT	
Period	Bid	Offer	Midpoint	OI
SEP 22	425	445	435	0
OCT 22	420	440	430	0
NOV 22	415	435	425	0
DEC 22	410	430	420	0
JAN 23	400	420	410	0
FEB 23	397	417	407	0
MAR 23	395	415	405	0
APR 23	392	412	402	0
MAY 23	390	410	400	0
JUN 23	385	405	395	0
JUL 23	382	402	392	0
AUG 23	380	400	390	0
SEP+OCT22	423	443	433	0
OCT+NOV22	418	438	428	0
Q422	408	428	418	0
Q123	395	415	405	0
Q223	386	406	396	0
1h23	390	410	400	0
Q323	380	400	390	0



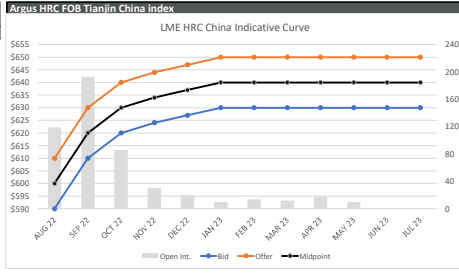
Product Exchange	HDG Premium		HDG S/NT	
Period	Bid	Offer	Midpoint	OI
AUG 22	320	330	350	46
SEP 22	320	330	350	46
OCT 22	315	325	340	41
NOV 22	310	320	335	41
DEC 22	305	315	330	41
JAN 23	300	310	320	10
FEB 23	290	300	310	10
MAR 23	285	295	310	10
APR 23	280	290	300	10
MAY 23	275	285	300	10
JUN 23	270	280	300	10
JUL 23	265	275	295	10
AUG+SEP22	320	330	350	1923
SEP+OCT22	318	328	348	87
Q422	310	320	340	123
Q123	292	302	322	30
Q223	275	285	305	30
1h23	283	293	313	60
Cal23	281	291	311	60



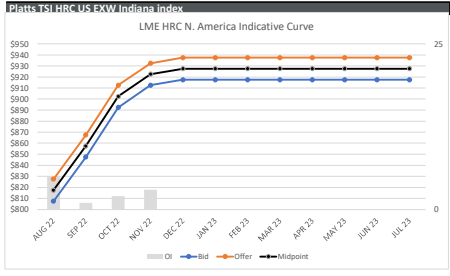
Product Exchange	HRC Mill Spread		BUS/HRC Spread	
Period	Bid	Offer	Midpoint	OI
SEP 22	330	370	350	0
OCT 22	364	404	384	0
NOV 22	370	410	393	0
DEC 22	380	420	403	0
JAN 23	380	420	403	0
FEB 23	375	425	400	0
MAR 23	375	430	403	0
APR 23	375	430	403	0
MAY 23	375	430	403	0
JUN 23	375	430	403	0
JUL 23	375	430	403	0
SEP+OCT	347	387	367	0
Q422	377	422	399	0
Q123	375	428	402	0
Q223	375	430	403	0
1h23	375	429	402	0
Cal23	375	430	403	0



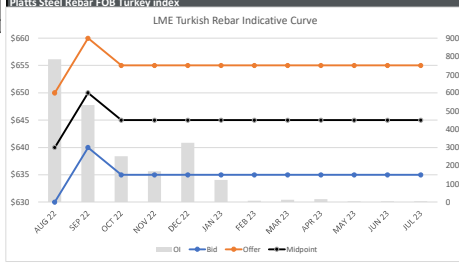
Product Exchange	HRC FOB China		HC/LCY 10 MT	
Period	Bid	Offer	Midpoint	Open Int
AUG 22	590	610	600	119
SEP 22	610	630	620	193
OCT 22	620	640	630	86
NOV 22	624	644	634	30
DEC 22	627	647	637	20
JAN 23	630	650	640	10
FEB 23	630	650	640	14
MAR 23	630	650	640	12
APR 23	630	650	640	18
MAY 23	630	650	640	10
JUN 23	630	650	640	0
JUL 23	630	650	640	0
AUG+SEP22	600	620	610	312
SEP+OCT22	615	635	625	279
Q422	624	644	634	136
Q123	630	650	640	36
Q223	630	650	640	28
1h23	630	650	640	64
Cal23	630	650	640	0



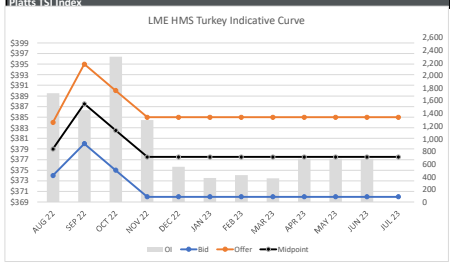
Product Exchange	HRC North America		HU/HRP/HUS 10 NT	
Period	Bid	Offer	Midpoint	OI
AUG 22	808	828	818	5
SEP 22	848	868	858	1
OCT 22	893	913	903	2
NOV 22	913	933	923	3
DEC 22	918	938	928	0
JAN 23	918	938	928	0
FEB 23	918	938	928	0
MAR 23	918	938	928	0
APR 23	918	938	928	0
MAY 23	918	938	928	0
JUN 23	918	938	928	0
JUL 23	918	938	928	0
AUG+SEP22	828	848	838	6
SEP+OCT22	870	890	880	3
Q422	908	928	918	0
Q123	918	938	928	0
Q223	918	938	928	0
1h23	918	938	928	0
Cal23	918	938	928	0



Product Exchange	LME STEEL REBAR		SR/JP 10 MT	
Period	Bid	Offer	Midpoint	OI
AUG 22	630	650	640	784
SEP 22	640	660	650	534
OCT 22	635	655	645	252
NOV 22	635	655	645	170
DEC 22	635	655	645	226
JAN 23	635	655	645	121
FEB 23	635	655	645	7
MAR 23	635	655	645	12
APR 23	635	655	645	17
MAY 23	635	655	645	3
JUN 23	635	655	645	3
JUL 23	635	655	645	3
AUG+SEP22	635	655	645	1,318
SEP+OCT22	638	658	648	786
Q422	635	655	645	786
Q123	635	655	645	140
Q223	635	655	645	23
1h23	635	655	645	163
Cal23	635	655	645	3



Product Exchange	HMS CFR Turkey		SC/JBO 10 MT	
Period	Bid	Offer	Midpoint	OI
AUG 22	374	384	379	1,722
SEP 22	380	395	388	1,455
OCT 22	375	390	383	2,295
NOV 22	370	385	378	1,294
DEC 22	370	385	378	560
JAN 23	370	385	378	378
FEB 23	370	385	378	426
MAR 23	370	385	378	374
APR 23	370	385	378	685
MAY 23	370	385	378	687
JUN 23	370	385	378	685
JUL 23	370	385	378	0
AUG+SEP22	377	390	383	3,177
SEP+OCT22	378	393	385	3,750
Q422	372	387	379	4,149
Q123	370	385	378	1,179
Q223	370	385	378	2,057
1h23	370	385	378	3,236
Cal23	370	385	378	0



The information provided in this communication is not intended for retail clients. It is general in nature only and does not constitute advice or an offer to sell, or the solicitation of an offer to purchase any swap or other financial instruments, nor constitute any recommendation on our part. The information has been prepared without considering your investment objectives, financial situation, or knowledge and experience. This material is not a research report and is not intended as such. FIS is not responsible for any trading decisions taken based on this communication. Trading swaps and over-the-counter derivatives, exchange-traded derivatives, and options involve substantial risk and are not suitable for all investors. You are advised to perform an independent investigation to determine whether a transaction is suitable for you. No part of this material may be copied or duplicated in any form by any means or redistributed without our prior written consent. Freight Investor Services Ltd (FIS) is authorised and regulated by the Financial Conduct Authority (FRN: 211452) and is a member of the National Futures Association ("NFA"). Freight Investor Services PTE Ltd ("FIS PTE") is a private limited company, incorporated and registered in Singapore with company number 200603922G, and has subsidiary offices in India and Shanghai. Freight Investor Solutions DMCC ("FIS DMCC") is a private limited company, incorporated and registered in Dubai with company number DMCC1225. Further information about FIS including the location of its offices can be found on our website at www.freightinvestorservices.com