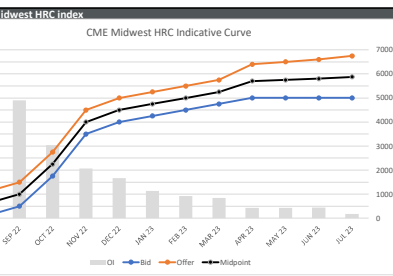


16 August 2022

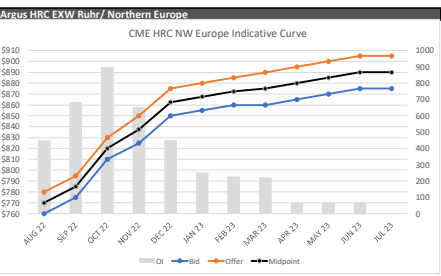
Index	Print	Change	MTD
LME Platts HMS	\$0.00/MT	\$0.00	\$347.50
LME Platts Rebar	\$0.00/MT	\$0.00	\$610.00
CME Argus EHR	€746.75/MT	-€ 9.25	€ 800.25
LME Argus HRC China	\$588.00/MT	(\$2.00)	\$600.10
CME/LME Platts HRC	\$800.00/NT	(\$10.00)	\$815.00
CME CRU HRC	\$800/NT	(\$10.00)	\$817.00
CME CRU HDG	\$963/NT	\$0.00	\$337.50
CME FM BUS	\$445.97/GT	(\$54.89)	Aug-22
CME Platts SHR	\$430.00/GT	(\$20.00)	Aug-22

Today	CME Block trade recap		
HR	Q422	855	28 lot
EHR	Q123 1200c	15	50 lot
HR	Oct22-Feb23	870	Odds
BUS	Sep22	465	50 lot
HR	Dec22	870	50 lot
HR	Dec22	870	25 lot
HR	Q422	855	25 lot
HR	Q422	858	25 lot
EHR	Q422	840	25 lot
EHR	Oct22	815	25 lot

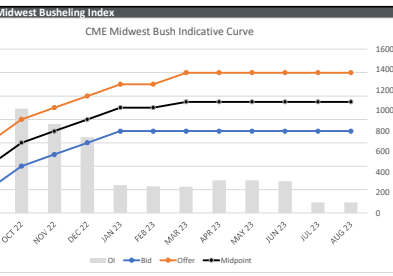
Product Exchange	HRC Midwest CRU		HR/HRC 20 NT	
Period	Bid	Offer	Midpoint	OI
AUG 22	792	812	802	6497
SEP 22	800	820	810	4906
OCT 22	825	845	835	3041
NOV 22	860	880	870	2069
DEC 22	870	890	1665	5800
JAN 23	875	895	885	1139
FEB 23	880	900	890	925
MAR 23	885	905	895	859
APR 23	890	910	900	426
MAY 23	890	920	905	430
JUN 23	890	922	906	438
JUL 23	890	925	908	179
AUG+SEP22	890	926	908	1146
SEP+OCT22	813	833	823	7947
Q422	852	872	862	14444
Q123	880	900	890	4873
Q223	890	920	905	19137
1h23	885	910	898	2190
Cal23	886	912	899	1047



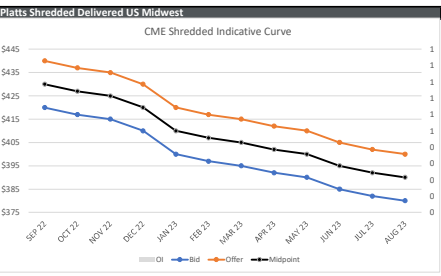
Product Exchange	HRC NW Europe		EHR /NT	
Period	Bid	Offer	Midpoint	OI
AUG 22	760	780	770	449
SEP 22	775	795	785	686
OCT 22	810	830	820	899
NOV 22	825	850	838	656
DEC 22	850	875	863	452
JAN 23	855	880	868	254
FEB 23	860	885	873	229
MAR 23	860	890	875	222
APR 23	865	895	880	68
MAY 23	870	900	885	66
JUN 23	875	905	890	66
JUL 23	875	905	890	0
AUG+SEP22	768	788	778	1135
SEP+OCT22	793	813	803	1585
Q422	828	852	840	2007
Q123	858	885	872	705
Q223	870	900	885	200
1h23	864	893	878	905
Cal23	866	894	880	905



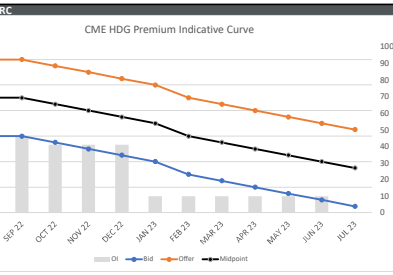
Product Exchange	Midwest Bushing		BUS 20 GT	
Period	Bid	Offer	Midpoint	OI
SEP 22	460	480	470	1461
OCT 22	470	490	1021	480
NOV 22	475	495	485	871
DEC 22	480	500	490	741
JAN 23	485	505	495	273
FEB 23	485	505	495	260
MAR 23	485	510	498	200
APR 23	485	510	498	320
MAY 23	485	510	498	320
JUN 23	485	510	498	312
JUL 23	485	510	498	105
AUG 23	485	510	498	105
SEP+OCT22	465	485	475	2482
OCT+NOV22	473	493	483	1892
Q422	480	500	490	19137
Q123	485	508	497	836
Q223	485	510	498	737
1h23	485	509	497	1573
Q23	485	510	498	105



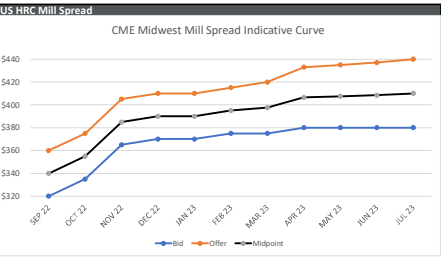
Product Exchange	Midwest Shredded		SHR 20 GT	
Period	Bid	Offer	Midpoint	OI
SEP 22	420	440	430	0
OCT 22	417	437	427	0
NOV 22	415	435	425	0
DEC 22	410	430	420	0
JAN 23	400	420	410	0
FEB 23	397	417	407	0
MAR 23	395	415	405	0
APR 23	392	412	402	0
MAY 23	390	410	400	0
JUN 23	385	405	395	0
JUL 23	382	402	392	0
AUG 23	380	400	390	0
SEP+OCT22	419	439	429	0
OCT+NOV22	416	436	426	0
Q422	408	428	418	0
Q123	395	415	405	0
Q223	386	406	396	0
1h23	390	410	400	0
Q23	380	400	390	0



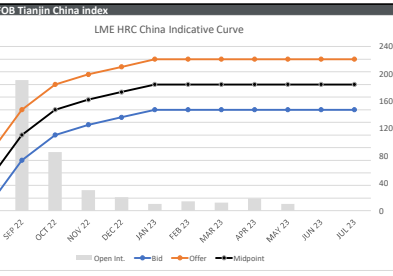
Product Exchange	HDG Premium		HDG S/NT	
Period	Bid	Offer	Midpoint	OI
AUG 22	320	380	350	46
SEP 22	320	380	350	46
OCT 22	315	375	345	41
NOV 22	310	370	340	41
DEC 22	305	365	335	41
JAN 23	300	360	330	10
FEB 23	290	350	320	10
MAR 23	285	345	315	10
APR 23	280	340	310	10
MAY 23	275	335	305	10
JUN 23	270	330	300	10
JUL 23	265	325	295	10
AUG+SEP22	320	380	350	46
SEP+OCT22	318	378	348	87
Q422	310	370	340	123
Q123	292	352	322	30
Q223	275	335	305	30
1h23	283	343	313	60
Cal23	281	341	311	60



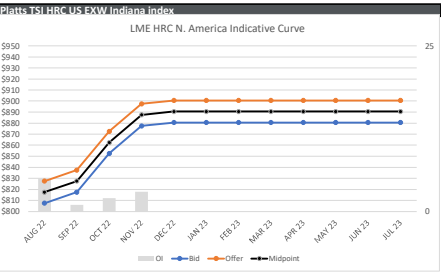
Product Exchange	HRC Mill Spread		BUS/HRC Spread	
Period	Bid	Offer	Midpoint	OI
SEP 22	320	360	340	0
OCT 22	335	375	355	0
NOV 22	365	405	385	0
DEC 22	370	410	390	0
JAN 23	370	410	390	0
FEB 23	375	415	395	0
MAR 23	375	420	398	0
APR 23	380	433	407	0
MAY 23	380	435	408	0
JUN 23	380	437	409	0
JUL 23	380	440	410	0
SEP+OCT	328	368	348	0
Q422	368	408	388	0
Q123	377	423	400	0
Q223	380	437	409	0
1h23	378	430	404	0
Cal23	380	439	409	0



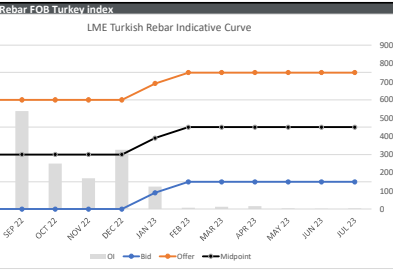
Product Exchange	HRC FOB China		HC/LCY 10 MT	
Period	Bid	Offer	Midpoint	Open Int
AUG 22	592	612	602	116
SEP 22	610	630	620	191
OCT 22	620	640	630	86
NOV 22	624	644	634	30
DEC 22	627	647	637	20
JAN 23	630	650	640	10
FEB 23	630	650	640	14
MAR 23	630	650	640	12
APR 23	630	650	640	18
MAY 23	630	650	640	10
JUN 23	630	650	640	0
JUL 23	630	650	640	0
AUG+SEP22	601	621	611	307
SEP+OCT22	615	635	625	277
Q422	624	644	634	136
Q123	630	650	640	36
Q223	630	650	640	28
1h23	630	650	640	64
Cal23	630	650	640	0



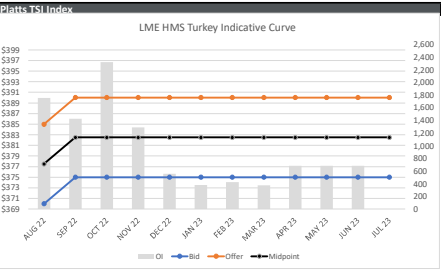
Product Exchange	HRC North America		HU/HRP/HUS 10 NT	
Period	Bid	Offer	Midpoint	OI
AUG 22	808	828	818	5
SEP 22	818	838	828	1
OCT 22	853	873	863	2
NOV 22	878	898	888	3
DEC 22	881	901	891	0
JAN 23	881	901	891	0
FEB 23	881	901	891	0
MAR 23	881	901	891	0
APR 23	881	901	891	0
MAY 23	881	901	891	0
JUN 23	881	901	891	0
JUL 23	881	901	891	0
AUG+SEP22	813	833	823	6
SEP+OCT22	835	855	845	6
Q422	870	890	880	0
Q123	881	901	891	0
Q223	881	901	891	0
1h23	881	901	891	0
Cal23	881	901	891	0



Product Exchange	LME STEEL REBAR		SR/JP 10 MT	
Period	Bid	Offer	Midpoint	OI
AUG 22	630	650	640	809
SEP 22	630	650	640	539
OCT 22	630	650	640	250
NOV 22	630	650	640	170
DEC 22	630	650	640	326
JAN 23	633	653	643	124
FEB 23	635	655	645	7
MAR 23	635	655	645	12
APR 23	635	655	645	17
MAY 23	635	655	645	3
JUN 23	635	655	645	2
JUL 23	635	655	645	2
AUG+SEP22	630	650	640	1,348
SEP+OCT22	630	650	640	789
Q422	630	650	640	746
Q123	634	654	644	143
Q223	635	655	645	22
1h23	635	655	645	165
Cal23	635	655	645	3



Product Exchange	HMS CFR Turkey		SC/JBO 10 MT	
Period	Bid	Offer	Midpoint	OI
AUG 22	370	385	378	1,756
SEP 22	375	390	383	1,428
OCT 22	375	390	383	2,324
NOV 22	375	390	383	1,291
DEC 22	375	390	383	559
JAN 23	375	390	383	379
FEB 23	375	390	383	425
MAR 23	375	390	383	374
APR 23	375	390	383	684
MAY 23	375	390	383	687
JUN 23	375	390	383	686
JUL 23	375	390	383	0
AUG+SEP22	373	388	380	3,184
SEP+OCT22	375	390	383	3,752
Q422	375	390	383	4,174
Q123	375	390	383	1,178
Q223	375	390	383	2,057
1h23	375	390	383	3,235
Cal23	375	390	383	0



The information provided in this communication is not intended for retail clients. It is general in nature only and does not constitute advice or an offer to sell, or the solicitation of an offer to purchase any swap or other financial instruments, nor constitute any recommendation on our part. The information has been prepared without considering your investment objectives, financial situation, or knowledge and experience. This material is not a research report and is not intended as such. FIS is not responsible for any trading decisions taken based on this communication. Trading swaps and over-the-counter derivatives, exchange-traded derivatives, and options involve substantial risk and are not suitable for all investors. You are advised to perform an independent investigation to determine whether a transaction is suitable for you. No part of this material may be copied or duplicated in any form by any means or redistributed without our prior written consent. Freight Investor Services Ltd (FIS) is authorised and regulated by the Financial Conduct Authority (FRN: 211452) and is a member of the National Futures Association ("NFA"). Freight Investor Services PTE Ltd ("FIS PTE") is a private limited company, incorporated and registered in Singapore with company number 200603922G, and has subsidiary offices in India and Shanghai. Freight Investor Solutions DMCC ("FIS DMCC") is a private limited company, incorporated and registered in Dubai with company number DMCC1225. Further information about FIS including the location of its offices can be found on our website at www.freightinvestorservices.com