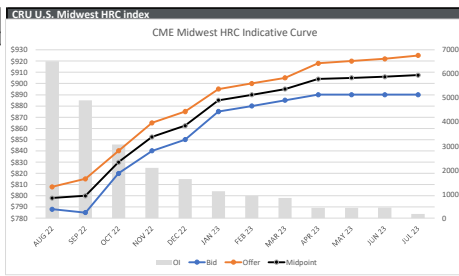


Index	Print	Change	MTD
LME Platts HMS	\$397.50/MT	(\$1.50)	\$347.50
LME Platts Rebar	\$652.20/MT	(\$3.80)	\$610.00
CME Argus EHR	€746.75/MT	€ 0.00	€ 800.25
LME Argus HRC China	\$588.00/MT	\$ 0.00	\$599.91
CME/LME Platts HRC	\$0.00/NT	\$ 0.00	\$815.00
CME CRU HRC/NT	\$800/NT	(\$30.00)	\$800.00
CME CRU HDG	\$963/NT	\$ 0.00	\$337.50
CME FM BUS	\$445.97/GT	(\$54.89)	Aug-22
CME Platts SHR	\$430.00/GT	(\$20.00)	Aug-22

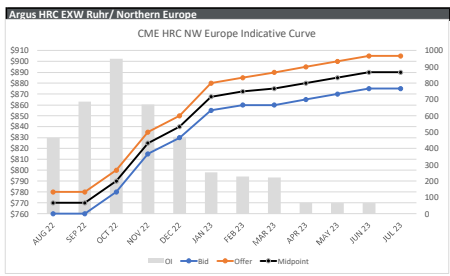
Today CME Block trade recap

Product	Qty	Price	Lot
HR	Nov22	850	25 lot
HR	Nov22	845	50 lot
HR	Nov22	800	50 lot
HR	Q422	850	25 lot
HR	Sep22	800	50 lot
HR	1H23/2H23	-10	25 lot
EHR	Nov22	827	25 lot

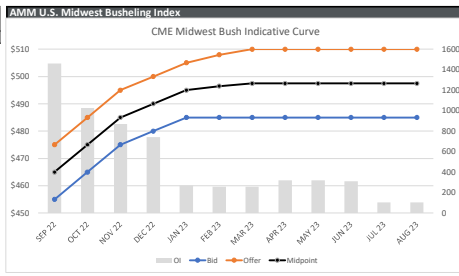
Product Exchange	Period	Bid	Offer	Midpoint	OI
HRC Midwest CRU	AUG 22	788	808	6522	575
	SEP 22	785	815	800	4898
	OCT 22	820	840	830	3071
	NOV 22	840	865	853	2097
	DEC 22	850	875	863	1629
	JAN 23	875	895	885	1125
	FEB 23	880	900	890	920
	MAR 23	885	905	895	839
	APR 23	890	920	905	428
	MAY 23	890	920	905	439
	JUN 23	890	925	908	438
	JUL 23	890	925	908	179
	AUG+SEP22	787	812	11420	799
	SEP+OCT22	803	828	815	7969
	Q422	837	860	848	14491
	Q123	880	900	890	4847
	Q223	890	920	910	1938
1H23	885	910	898	2187	
Cal23	886	912	899	1049	



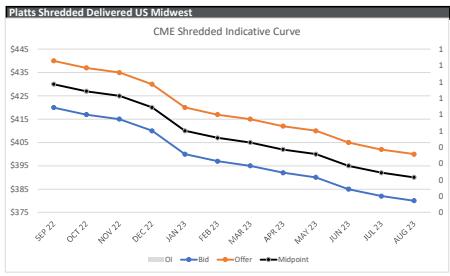
Product Exchange	Period	Bid	Offer	Midpoint	OI
HRC NW Europe	AUG 22	760	780	770	466
	SEP 22	760	780	770	688
	OCT 22	780	800	790	949
	NOV 22	815	835	825	669
	DEC 22	830	850	840	471
	JAN 23	855	880	868	254
	FEB 23	860	885	873	229
	MAR 23	860	890	875	222
	APR 23	865	895	880	68
	MAY 23	870	900	885	66
	JUN 23	875	905	890	66
	JUL 23	875	905	890	0
	AUG+SEP22	760	780	770	1154
	SEP+OCT22	770	790	780	1637
	Q422	808	828	818	2089
	Q123	858	885	872	705
	Q223	870	900	885	200
1H23	864	893	878	905	
Cal23	866	894	880	905	



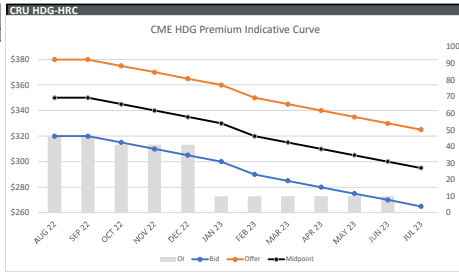
Product Exchange	Period	Bid	Offer	Midpoint	OI
Midwest Bushing	SEP 22	455	475	465	1461
	OCT 22	465	485	475	1026
	NOV 22	475	495	485	871
	DEC 22	480	500	490	741
	JAN 23	485	505	495	270
	FEB 23	485	508	497	257
	MAR 23	485	510	498	320
	APR 23	485	510	498	312
	MAY 23	485	510	498	320
	JUN 23	485	510	498	312
	Q123	485	510	498	312
	Q223	485	510	498	105
	1H23	485	510	497	1570
	Q23	485	510	498	105



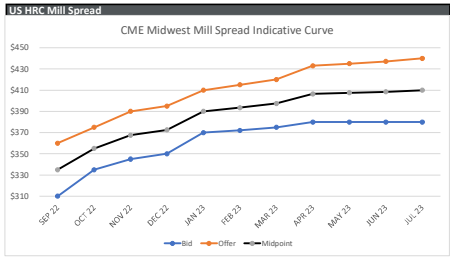
Product Exchange	Period	Bid	Offer	Midpoint	OI
Midwest Shredded	SEP 22	420	440	430	0
	OCT 22	417	437	427	0
	NOV 22	415	435	425	0
	DEC 22	410	430	420	0
	JAN 23	400	420	410	0
	FEB 23	397	417	407	0
	MAR 23	395	415	405	0
	APR 23	392	412	402	0
	MAY 23	390	410	400	0
	JUN 23	385	405	395	0
	JUL 23	382	402	392	0
	AUG+SEP22	380	400	390	0
	SEP+OCT22	419	439	429	0
	OCT+NOV22	416	436	426	0
	Q422	408	428	418	0
	Q123	395	415	405	0
	Q223	386	406	396	0
1H23	390	410	400	0	
Q23	380	400	390	0	



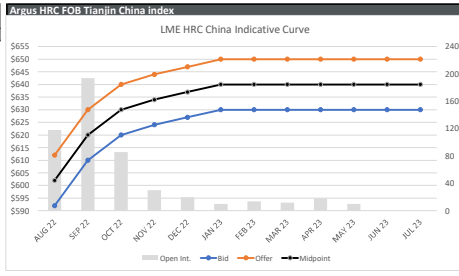
Product Exchange	Period	Bid	Offer	Midpoint	OI
HDG Premium	AUG 22	320	380	350	46
	SEP 22	320	380	350	46
	OCT 22	315	375	345	41
	NOV 22	310	370	340	41
	DEC 22	305	365	335	41
	JAN 23	300	360	330	10
	FEB 23	290	350	320	10
	MAR 23	285	345	315	10
	APR 23	280	340	310	10
	MAY 23	275	335	305	10
	JUN 23	270	330	300	10
	JUL 23	265	325	295	0
	AUG+SEP22	320	380	350	30
	SEP+OCT22	318	378	348	87
	Q422	310	370	340	123
	Q123	292	352	322	30
	Q223	275	335	305	30
1H23	283	343	313	60	
Cal23	281	341	311	60	



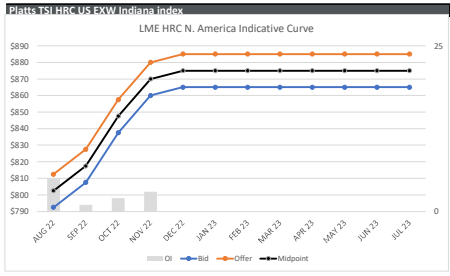
Product Exchange	Period	Bid	Offer	Midpoint	OI
HRC Mill Spread	AUG 22	310	360	335	0
	OCT 22	335	375	355	0
	NOV 22	345	390	368	0
	DEC 22	350	395	373	0
	JAN 23	370	410	390	0
	FEB 23	372	415	394	0
	MAR 23	375	420	398	0
	APR 23	380	433	407	0
	MAY 23	380	435	408	0
	JUN 23	380	437	409	0
	JUL 23	380	440	410	0
	SEP+OCT	323	368	345	0
	Q422	355	398	377	0
	Q123	376	423	399	0
	Q223	380	437	409	0
	1H23	378	430	404	0
	Cal23	380	439	409	0



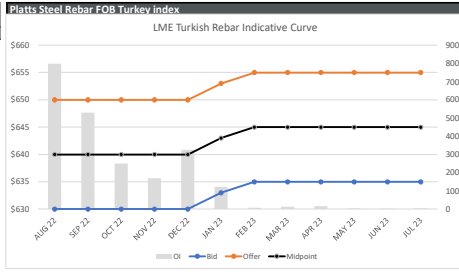
Product Exchange	Period	Bid	Offer	Midpoint	Open Int
HRC FOB China	AUG 22	592	612	602	118
	SEP 22	610	630	620	194
	OCT 22	620	640	630	86
	NOV 22	624	644	634	30
	DEC 22	627	647	637	20
	JAN 23	630	650	640	10
	FEB 23	630	650	640	14
	MAR 23	630	650	640	12
	APR 23	630	650	640	18
	MAY 23	630	650	640	0
	JUN 23	630	650	640	0
	JUL 23	630	650	640	0
	AUG+SEP22	601	621	611	312
	SEP+OCT22	615	635	625	280
	Q422	624	644	634	136
	Q123	630	650	640	36
	Q223	630	650	640	28
1H23	630	650	640	64	
Cal23	630	650	640	0	



Product Exchange	Period	Bid	Offer	Midpoint	OI
HRC North America	AUG 22	793	813	803	5
	SEP 22	808	828	818	1
	OCT 22	838	858	848	2
	NOV 22	860	880	870	3
	DEC 22	865	885	875	0
	JAN 23	865	885	875	0
	FEB 23	865	885	875	0
	MAR 23	865	885	875	0
	APR 23	865	885	875	0
	MAY 23	865	885	875	0
	JUN 23	865	885	875	0
	JUL 23	865	885	875	0
	AUG+SEP22	800	820	810	6
	SEP+OCT22	823	843	833	3
	Q422	854	874	864	0
	Q123	865	885	875	0
	Q223	865	885	875	0
1H23	865	885	875	0	
Cal23	865	885	875	0	



Product Exchange	Period	Bid	Offer	Midpoint	OI
LME STEEL REBAR	AUG 22	630	650	640	798
	SEP 22	630	650	640	530
	OCT 22	630	650	640	250
	NOV 22	630	650	640	170
	DEC 22	630	650	640	326
	JAN 23	633	653	643	121
	FEB 23	635	655	645	7
	MAR 23	635	655	645	12
	APR 23	635	655	645	17
	MAY 23	635	655	645	3
	JUN 23	635	655	645	2
	JUL 23	635	655	645	1,328
	AUG+SEP22	630	650	640	746
	SEP+OCT22	630	650	640	746
	Q422	630	650	640	140
	Q123	634	654	644	22
	Q223	635	655	645	162
1H23	635	655	645	162	
Cal23	635	655	645	3	



Product Exchange	Period	Bid	Offer	Midpoint	OI
HMS CFR Turkey	AUG 22	370	385	378	1,909
	SEP 22	375	390	383	1,481
	OCT 22	375	390	383	2,309
	NOV 22	375	390	383	1,267
	DEC 22	375	390	383	558