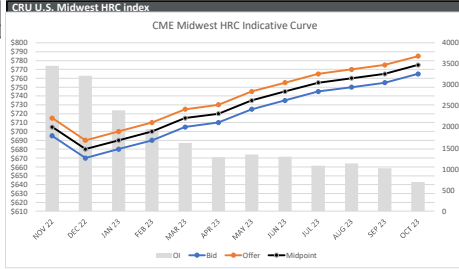


31 October 2022

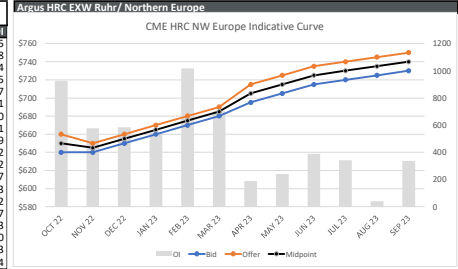
Index	Print	Change	MTD
LME Platts HMS	\$366.00/MT	(\$1.00)	\$365.83
LME Platts Rebar	\$656.00/MT	(\$4.00)	\$678.14
CME Argus EHR	€664.50/MT	€ 0.00	€ 697.50
LME Argus HRC China	\$526.00/MT	(\$6.00)	\$549.26
CME/LME Platts HRC	\$740.00/NT	\$ 0.00	\$756.00
CME CRU HRC	\$735/NT	(\$16.00)	\$756.25
CME CRU HDG	\$206/NT	\$30.00	\$216.75
CME FM BUS	\$386.57/GT	(\$37.76)	Oct-22
CME Platts SHR	\$385.00/GT	(\$25.00)	Oct-22

Today	CME Block trade recap	HR	Feb23	675	25 lot
HR	Nov22/Dec22	40	200 lot		
EHR	Feb23/Q223	40	25 lot		
HR	Q323	770	125 lot		
HR	Nov22-Dec22	695	35 lot		
HR	Nov22/Jan23	695	40 lot		
EHR	Q223	700	50 lot		
HR	Feb23	705	50 lot		
BUS	Dec22	370	250 lot		
HR	Nov22/Jan23	25	25 lot		
HR	Nov22/Jan23	25	50 lot		
EHR	Q123	660	50 lot		
EHR	Nov22/Dec22	-5	50 lot		
HR	Feb23	705	100 lot		

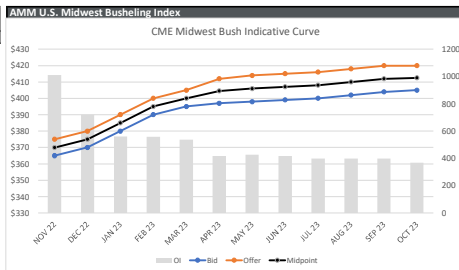
Product Exchange	HR/CME	HR/HRC	20 NT	OI
Period	Bid	Offer	Midpoint	OI
NOV 22	695	715	680	3454
DEC 22	670	690	680	3220
JAN 23	680	700	690	2398
FEB 23	690	710	700	1953
MAR 23	705	725	715	1620
APR 23	710	730	720	1280
MAY 23	725	745	735	1350
JUN 23	735	755	745	1294
JUL 23	745	765	755	1083
AUG 23	750	770	760	1134
SEP 23	755	775	765	1018
OCT 23	765	785	775	693
NOV+DEC22	683	703	693	6674
DEC+JAN22	675	695	685	5618
Q422	682	702	692	9072
Q123	692	712	702	5971
Q223	723	743	733	3924
1h23	750	770	760	3235
Cal23	726	746	736	13823



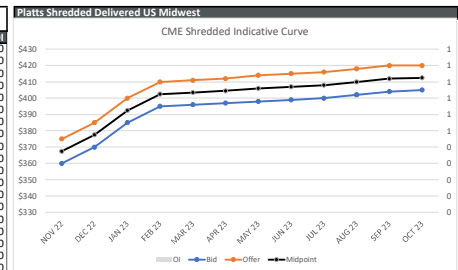
Product Exchange	HRC NW Europe	EHR	/NMT
Period	Bid	Offer	Midpoint
NOV 22	640	660	650
DEC 22	640	660	650
JAN 23	660	670	665
FEB 23	670	680	675
MAR 23	680	690	685
APR 23	695	715	705
MAY 23	705	725	715
JUN 23	715	735	725
JUL 23	720	740	730
AUG 23	725	745	735
SEP 23	730	750	740
OCT+NOV22	640	655	648
NOV+DEC22	645	655	650
Q422	643	657	650
Q123	670	680	675
Q223	705	725	715
1h23	688	703	695
Cal23	700	717	708



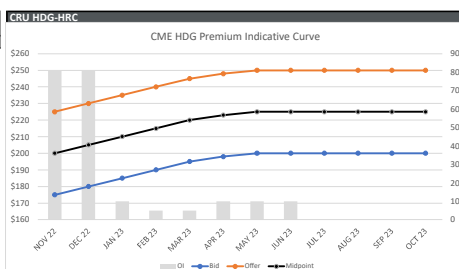
Product Exchange	Midwest Bushing	BUS	20 GT	OI
Period	Bid	Offer	Midpoint	OI
NOV 22	365	375	370	1010
DEC 22	370	380	375	719
JAN 23	380	390	385	560
FEB 23	390	400	395	558
MAR 23	395	405	400	537
APR 23	397	412	405	417
MAY 23	398	414	406	428
JUN 23	399	415	407	417
JUL 23	400	416	408	400
AUG 23	402	418	410	400
SEP 23	404	420	412	3924
OCT 23	405	420	413	368
NOV+DEC22	368	378	373	1729
DEC+JAN22	375	385	380	1279
Q422	380	398	389	6555
Q123	398	414	406	1624
1h23	393	406	400	2917
Q323	402	418	410	1200
Cal23	397	411	404	4485



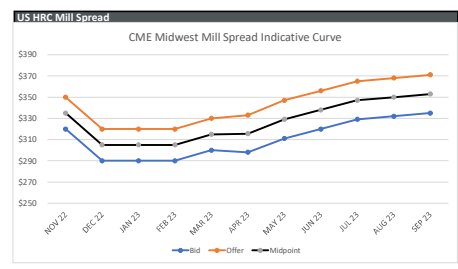
Product Exchange	Midwest Shredded	SHR	20 GT	OI
Period	Bid	Offer	Midpoint	OI
NOV 22	360	375	368	0
DEC 22	370	385	378	0
JAN 23	385	400	393	0
FEB 23	395	410	403	0
MAR 23	396	411	404	0
APR 23	397	412	405	0
MAY 23	398	414	406	0
JUN 23	399	415	407	0
JUL 23	400	416	408	0
AUG 23	402	418	410	0
SEP 23	404	420	412	0
OCT 23	405	420	413	0
NOV+DEC22	365	380	373	0
DEC+JAN22	378	393	385	0
Q422	392	407	400	0
Q123	398	414	406	0
1h23	395	410	403	0
Q323	402	418	410	0
Cal23	398	414	406	20



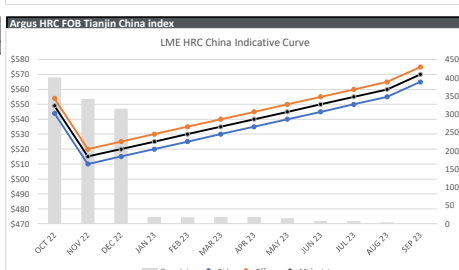
Product Exchange	HDG Premium	HDG	S/NT	OI
Period	Bid	Offer	Midpoint	OI
NOV 22	175	225	200	81
DEC 22	180	230	205	81
JAN 23	185	235	210	10
FEB 23	190	240	215	10
MAR 23	195	245	220	5
APR 23	198	248	223	10
MAY 23	200	250	225	10
JUN 23	200	250	225	0
JUL 23	200	250	225	0
AUG 23	200	250	225	0
SEP 23	200	250	225	0
OCT 23	200	250	225	0
NOV+DEC22	178	228	203	178
DEC+JAN22	183	233	208	91
Q123	180	230	205	172
Q223	194	244	219	20
1h23	200	250	225	20
Q323	197	247	222	40
Cal23	198	248	223	40



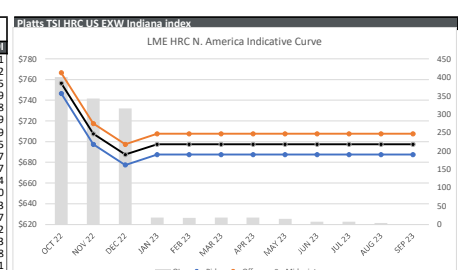
Product Exchange	HRC Mill Spread	BUS/HRC	Spread
Period	Bid	Offer	Midpoint
NOV 22	320	350	335
DEC 22	290	320	305
JAN 23	290	320	305
FEB 23	290	320	305
MAR 23	300	330	315
APR 23	298	333	316
MAY 23	311	347	329
JUN 23	320	356	338
JUL 23	329	365	347
AUG 23	332	368	350
SEP 23	335	371	353
NOV+DEC22	305	335	320
DEC+JAN22	313	343	328
Q123	310	345	328
1h23	302	334	318
Q323	332	368	350
Cal23	312	346	329



Product Exchange	HRC FOB China	HC/LCY	10 MT	OI
Period	Bid	Offer	Midpoint	Open Int.
OCT 22	544	554	549	401
NOV 22	510	520	515	342
DEC 22	515	525	520	315
JAN 23	520	530	525	19
FEB 23	525	535	530	18
MAR 23	530	540	535	18
APR 23	535	545	540	19
MAY 23	540	550	545	15
JUN 23	545	555	550	7
JUL 23	550	560	555	7
AUG 23	555	565	560	7
SEP 23	565	575	570	0
OCT+NOV22	527	537	532	743
NOV+DEC22	513	523	518	657
Q422	523	533	528	352
Q123	525	535	530	53
Q223	540	550	545	18
1h23	533	543	538	71
Cal23	541	551	546	0



Product Exchange	HRC North America	HU/HRP/HUS	10 NT	OI
Period	Bid	Offer	Midpoint	OI
OCT 22	747	767	757	401
NOV 22	698	718	708	342
DEC 22	678	698	688	315
JAN 23	688	708	698	19
FEB 23	688	708	698	18
MAR 23	688	708	698	18
APR 23	688	708	698	19
MAY 23	688	708	698	15
JUN 23	688	708	698	7
JUL 23	688	708	698	7
AUG 23	688	708	698	4,899
SEP 23	688	708	698	0
OCT+NOV22	722	742	732	743
NOV+DEC22	688	708	698	657
Q422	707	727	717	352
Q123	688	708	698	53
Q223	688	708	698	18
1h23	688	708	698	71
Cal23	688	708	698	0



Product Exchange	LME STEEL REBAR	SR/JPB	10 MT	OI
Period	Bid	Offer	Midpoint	OI
OCT 22	675	680	678	737
NOV 22	632	642	637	715
DEC 22	628	638	633	442
JAN 23	624	634	629	274
FEB 23	621	631	626	271
MAR 23	620	630	625	14
APR 23	620	630	625	19
MAY 23	620	630	625	14
JUN 23	620	630	625	1
JUL 23	620	630	625	6
AUG 23	620	630	625	2
SEP 23	620	630	625	0
OCT+NOV22	654	661	657	1,452
NOV+DEC22	630	640	635	1,157
Q422	645	653	649	787
Q123	622	632	627	37
Q223	620	630	625	9
1h23	621	631	626	46
Cal23	621	631	626	2

