



# Fuel Oil Daily Morning Report

London +44 20 7090 1134 - info@freightinvestor.com | Singapore +65 6535 5189 - info@freightinvestor.asia | Shanghai +86 21 63012568

08 June 2023

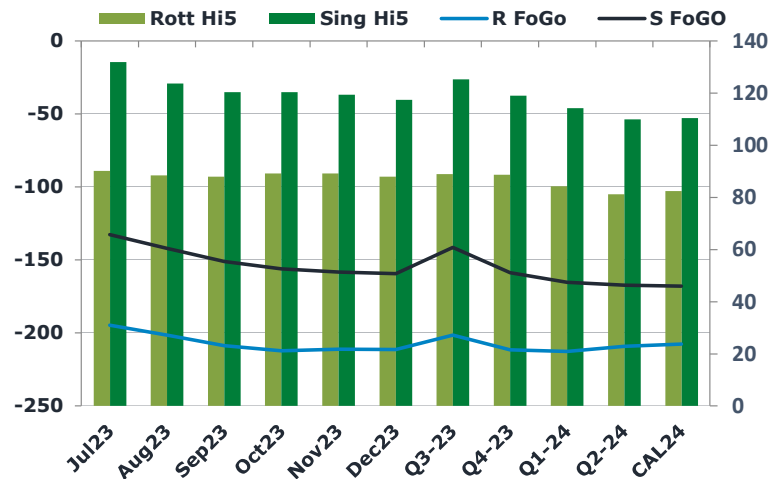
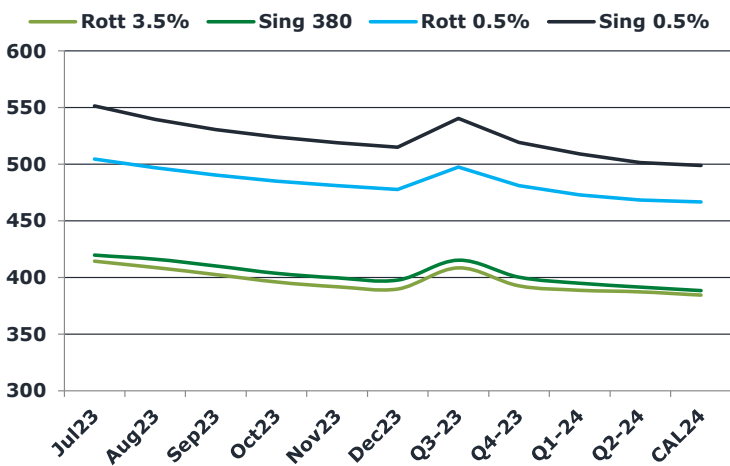
## Oil and Energy Market News

Crude oil futures ended higher on Wednesday as Saudi Arabia's plans for deep output cuts more than offset demand woes stemming from rising U.S. fuel stocks. Data showing a drop in U.S. crude inventories last week helped as well. Data from the Energy Information Administration (EIA) showed crude stockpiles dropped by about 450,000 barrels. Meanwhile, the Energy Information Administration (EIA) signaled the U.S. will see strong travel demand this summer. Besides, Data showing crude oil imports into China, the world's largest oil importer, rose to their third-highest monthly level in May, helped push up oil prices.

## Brent

76.98

	Barges 3.5 %	Sing 380cst	Rott 0.5%	Sing 0.5%	Sing Hi5
Jul23	414.35	419.60	504.55	551.50	132
Aug23	408.60	416.10	497.05	539.75	124
Sep23	402.60	410.10	490.55	530.50	120
Oct23	395.85	403.60	485.05	524.00	120
Nov23	391.85	399.60	481.05	519.00	119
Dec23	389.85	397.60	477.80	515.00	117
Q3-23	408.50	415.25	497.50	540.50	125
Q4-23	392.50	400.25	481.25	519.25	119
Q1-24	388.75	394.75	473.00	509.00	114
Q2-24	387.25	391.50	468.50	501.50	110
CAL24	384.25	388.25	466.75	498.75	111



## Fuel Oil Market News

US DoE Crude Oil Inventories (W/W) 02-Jun: -451K (est +1.500M; prev +4.489M)- Distillate: +5.075M (est +1.183M; prev +985K)- Cushing: +1.721M (prev +1.628M)- Gasoline: +2.746M (est +1.000M; prev -207K)- Refinery Utilization: +2.70% (est +0.50%; prev +1.40%)

	Rott GOFO	Sing GOFO	R FoGo	S FoGo	Rott Hi5
Jul23	284.86	264.61	-194.75	-132.75	90
Aug23	289.87	265.65	-201.50	-142.00	88
Sep23	296.71	271.43	-208.75	-151.00	88
Oct23	301.39	276.51	-212.25	-156.00	89
Nov23	300.10	277.75	-211.00	-158.25	89
Dec23	299.22	276.70	-211.25	-159.25	88
Q3-23	290.50	266.43	-201.50	-141.25	89
Q4-23	300.25	277.70	-211.50	-158.75	89
Q1-24	297.00	279.48	-212.75	-165.25	84
Q2-24	290.25	277.14	-209.00	-167.25	81
CAL24	290.00	278.53	-207.50	-168.00	83

# FIS Fuel Oil Daily Morning Report

London +44 20 7090 1134 - info@freightinvestor.com | Singapore +65 6535 5189 - info@freightinvestor.asia | Shanghai +86 21 63012568

08 June 2023

## TIME SPREADS FUEL

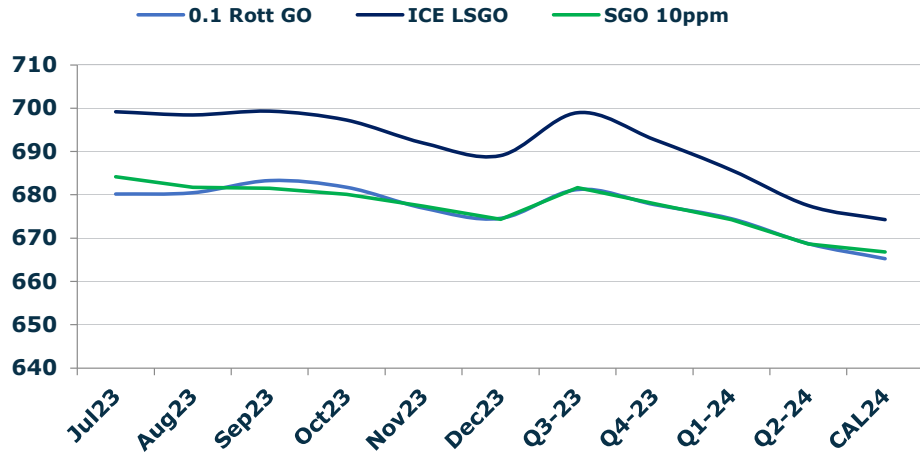
	Barges 3.5	S 380	Rott 0.5%	Sing 0.5%
Jul23/Aug23	5.75	3.50	7.50	11.75
Aug23/Sep23	6.00	6.00	6.50	9.25
Sep23/Oct23	6.75	6.50	5.50	6.50
Oct23/Nov23	4.00	4.00	4.00	5.00
Nov23/Dec23	2.00	2.00	3.25	4.00
Q3-23/Q4-23	15.00	5.25	16.25	21.25
Q4-23/Q1-24	5.50	7.50	8.25	10.25
Q1-24/Q2-24	3.25	-1.75	4.50	7.50
CAL24/CAL25	10.75	6.75	7.8	6.25

## GASOIL CURVES

	Rott 0.1	SGO 10ppm	ICE GO
Jul23	680.2	684.2	699.2
Aug23	680.5	681.7	698.5
Sep23	683.3	681.5	699.3
Oct23	681.7	680.1	697.2
Nov23	677.0	677.4	692.0
Dec23	674.6	674.3	689.1
Q3-23	681.3	681.7	699.0
Q4-23	677.8	678.0	692.8
Q1-24	674.5	674.2	685.8
Q2-24	668.8	668.6	677.5
CAL24	665.3	666.8	674.3

## EW SPREAD

	EW380	EW0.5%
Jul23	5.25	46.95
Aug23	7.50	42.70
Sep23	7.50	39.95
Oct23	7.75	38.95
Nov23	7.75	37.95
Dec23	7.75	37.20
Q3-23	6.75	43.00
Q4-23	7.75	38.00
Q1-24	6.00	36.00
Q2-24	4.25	33.00
CAL24	7.00	32.00



## Contact US:

**Luke Longhurst**

Email: lukel@freightinvestor.com

Mobile: (+44) 7966 968761

**Jessie Deng**

Email: jessied@freightinvestor.com

Mobile: (+86) 13524516743

**Ricky Forman**

Email: rickyf@freightinvestor.com

Mobile: (+44) 7868 708719

**Jarryd Smith**

Email: jarryds@freightinvestor.com

Mobile: (+65) 8798 4987

**Sam Twyford**

Email: samt@freightinvestor.com

Mobile: (+44) 7729 118643

**Archie Smith**

Email: archies@freightinvestor.com

Mobile: (+44) 7355 020663

The information provided in this communication is not intended for retail clients. It is general in nature only and does not constitute advice or an offer to sell, or the solicitation of an offer to purchase any swap or other financial instruments, nor constitute any recommendation on our part. The information has been prepared without considering your investment objectives, financial situation, or knowledge and experience. This material is not a research report and is not intended as such. FIS is not responsible for any trading decisions taken based on this communication. Trading swaps and over-the-counter derivatives, exchange-traded derivatives, and options involve substantial risk and are not suitable for all investors. You are advised to perform an independent investigation to determine whether a transaction is suitable for you. No part of this material may be copied or duplicated in any form by any means or redistributed without our prior written consent. Freight Investor Services Ltd (FIS) is authorised and regulated by the Financial Conduct Authority (FRN: 211452) and is a member of the National Futures Association ("NFA"). Freight Investor Services PTE Ltd ('FIS PTE') is a private limited company, incorporated and registered in Singapore with company number 200603922G, and has subsidiary offices in India and Shanghai. Freight Investor Solutions DMCC ('FIS DMCC') is a private limited company, incorporated and registered in Dubai with company number DMCC1225. Further information about FIS including the location of its offices can be found on our website at freightinvestorservices.com