



Fuel Oil Daily Evening Report

London +44 20 7090 1134 - info@freightinvestor.com | Singapore +65 6535 5189 - info@freightinvestor.asia | Shanghai +86 21 63012568

03 August 2023

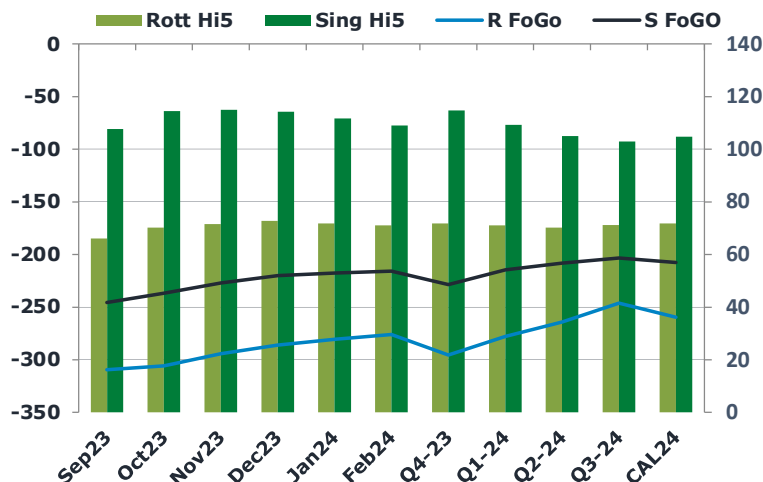
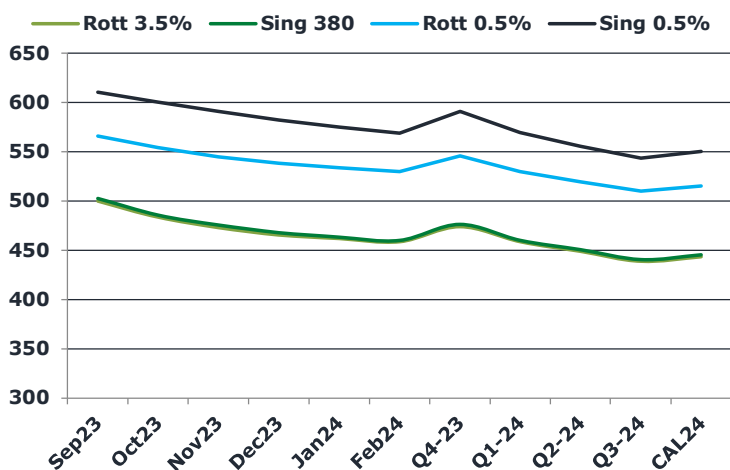
Oil and Energy Market News

Oil prices saw a jump this afternoon after Saudi Arabia announced that their voluntary 1 million barrels per day production cut would be extended into Sep23. The market immediately jumped over a dollar but was then sold off as it seemed that an extension of the cut was largely expected. We are still higher than the open, though, which was \$83.46/bbl in the Oct23 Brent crude future. The high of the day so far has been \$84.97/bbl.

Brent

84.81

	Barges 3.5 %	Sing 380cst	Rott 0.5%	Sing 0.5%	Sing Hi5
Sep23	499.85	502.60	565.90	610.35	108
Oct23	483.60	485.60	553.90	600.10	115
Nov23	473.10	475.60	544.65	590.60	115
Dec23	465.60	467.85	538.40	582.10	114
Jan24	461.85	463.35	533.65	575.10	112
Feb24	458.60	459.85	529.65	568.85	109
Q4-23	474.00	476.25	545.75	591.00	115
Q1-24	458.75	460.00	529.75	569.25	109
Q2-24	449.00	450.50	519.25	555.50	105
Q3-24	438.75	440.50	510.00	543.50	103
CAL24	443.50	445.50	515.25	550.25	105



Fuel Oil Market News

After trading across a \$1.20 range today, the VLSFO Sing crack approaches UK market close at fairly flat on the day, trading last at \$11.80/bbl.

The Sing 0.5% spreads are a dollar weaker in the front two contracts, whilst the Euro equivalents finish at flat on the day.

	Rott GOFO	Sing GOFO	R FoGo	S FoGO	Rott Hi5
Sep23	375.67	353.17	-309.50	-245.50	66
Oct23	376.41	351.55	-306.00	-237.00	70
Nov23	365.70	342.18	-294.25	-227.25	72
Dec23	358.84	334.28	-286.00	-220.00	73
Jan24	352.30	329.47	-280.50	-217.75	72
Feb24	346.98	324.78	-276.00	-215.75	71
Q4-23	367.00	343.25	-295.25	-228.50	72
Q1-24	348.75	324.11	-277.75	-214.75	71
Q2-24	334.50	313.13	-264.25	-208.25	70
Q3-24	317.50	306.36	-246.25	-203.25	71
CAL24	331.25	312.54	-259.50	-207.75	72

FIS Fuel Oil Daily Evening Report

London +44 20 7090 1134 - info@freightinvestor.com | Singapore +65 6535 5189 - info@freightinvestor.asia | Shanghai +86 21 63012568

03 August 2023

TIME SPREADS FUEL

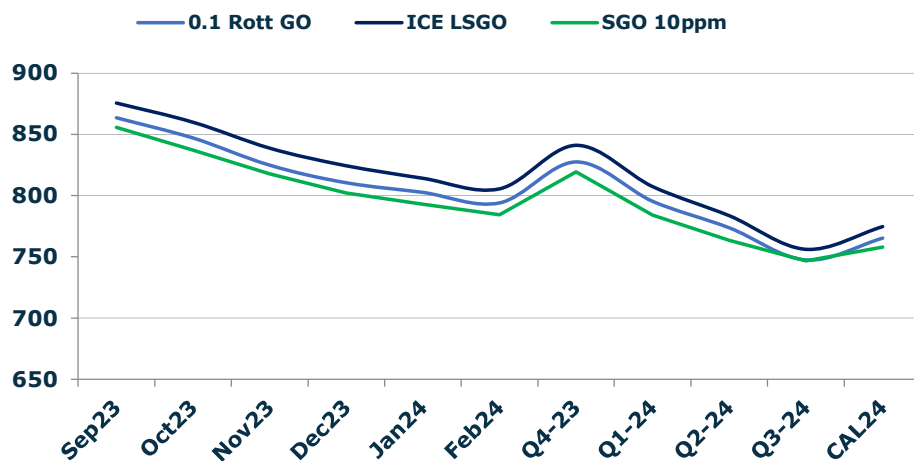
	Barges 3.5	S 380	Rott 0.5%	Sing 0.5%
Sep23/Oct23	16.25	17.00	12.00	10.25
Oct23/Nov23	10.50	10.00	9.25	9.50
Nov23/Dec23	7.50	7.75	6.25	8.50
Dec23/Jan24	3.75	4.50	4.75	7.00
Jan24/Feb24	3.25	3.50	4.00	6.25
Q4-23/Q1-24	16.25	5.25	16.00	21.75
Q1-24/Q2-24	9.50	7.50	10.50	13.75
Q2-24/Q3-24	10.00	-1.75	9.25	12.00
CAL24/CAL25	28.00	25.00	19.0	22.00

GASOIL CURVES

	Rott 0.1	SGO 10ppm	ICE GO
Sep23	863.5	855.8	875.5
Oct23	847.0	837.1	860.0
Nov23	824.8	817.8	838.8
Dec23	810.4	802.1	824.4
Jan24	802.7	792.8	814.2
Feb24	794.1	784.6	805.6
Q4-23	827.5	819.5	841.0
Q1-24	795.5	784.1	807.5
Q2-24	773.8	763.6	783.5
Q3-24	747.5	746.9	756.3
CAL24	765.3	758.0	774.8

EW SPREAD

	EW380	EW0.5%
Sep23	2.75	44.45
Oct23	2.00	46.20
Nov23	2.50	45.95
Dec23	2.25	43.70
Jan24	1.50	41.45
Feb24	1.25	39.20
Q4-23	2.25	45.25
Q1-24	1.25	39.50
Q2-24	1.50	36.25
Q3-24	1.75	33.50
CAL24	0.00	35.00



Contact US:

Luke Longhurst

Email: lukel@freightinvestor.com

Mobile: (+44) 7966 968761

Jessie Deng

Email: jessied@freightinvestor.com

Mobile: (+86) 13524516743

Ricky Forman

Email: rickyf@freightinvestor.com

Mobile: (+44) 7868 708719

Jarryd Smith

Email: jarryds@freightinvestor.com

Mobile: (+65) 8798 4987

Sam Twyford

Email: samt@freightinvestor.com

Mobile: (+44) 7729 118643

Archie Smith

Email: archies@freightinvestor.com

Mobile: (+44) 7355 020663

The information provided in this communication is not intended for retail clients. It is general in nature only and does not constitute advice or an offer to sell, or the solicitation of an offer to purchase any swap or other financial instruments, nor constitute any recommendation on our part. The information has been prepared without considering your investment objectives, financial situation, or knowledge and experience. This material is not a research report and is not intended as such. FIS is not responsible for any trading decisions taken based on this communication. Trading swaps and over-the-counter derivatives, exchange-traded derivatives, and options involve substantial risk and are not suitable for all investors. You are advised to perform an independent investigation to determine whether a transaction is suitable for you. No part of this material may be copied or duplicated in any form by any means or redistributed without our prior written consent. Freight Investor Services Ltd (FIS) is authorised and regulated by the Financial Conduct Authority (FRN: 211452) and is a member of the National Futures Association ("NFA"). Freight Investor Services PTE Ltd ('FIS PTE') is a private limited company, incorporated and registered in Singapore with company number 200603922G, and has subsidiary offices in India and Shanghai. Freight Investor Solutions DMCC ('FIS DMCC') is a private limited company, incorporated and registered in Dubai with company number DMCC1225. Further information about FIS including the location of its offices can be found on our website at freightinvestorservices.com