



Fuel Oil Daily Evening Report

London +44 20 7090 1134 - info@freightinvestor.com | Singapore +65 6535 5189 - info@freightinvestor.asia | Shanghai +86 21 63012568

17 August 2023

Oil and Energy Market News

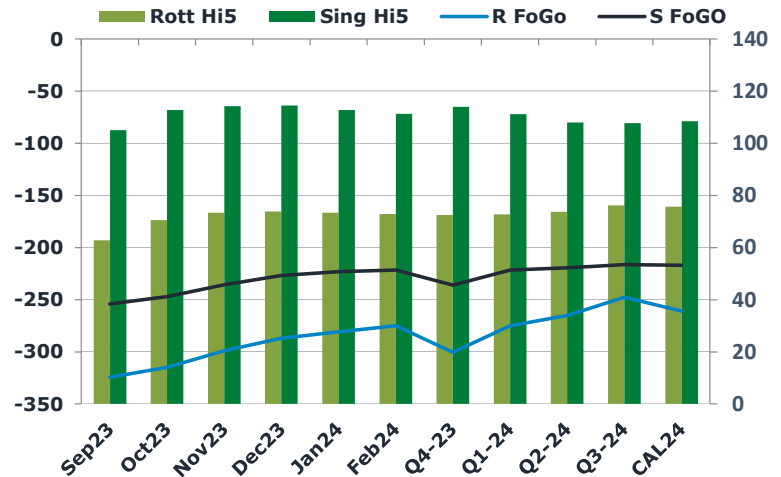
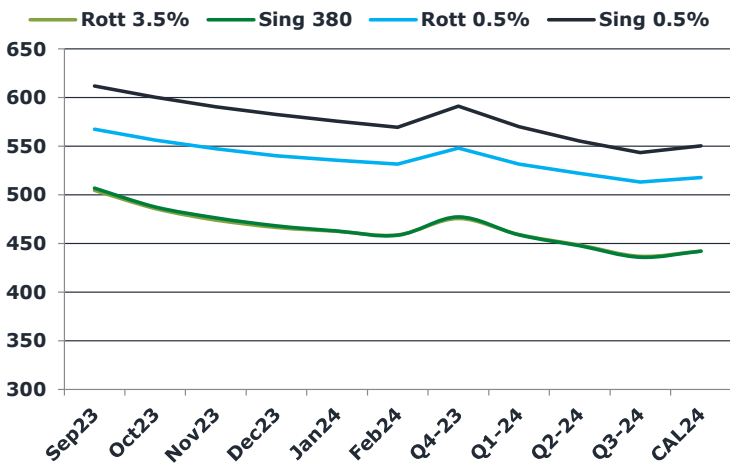
Crude is edging higher as the market is weighing tighter supply from OPEC+ against softer economic data from China and recent strength in the US Dollar that added downside pressure on crude with US concern for inflation still supporting the risk of further Fed tightening.

EIA weekly petroleum data yesterday showed a drop in distillates output and a small increase in total US stocks doing little to boost the low inventories levels. Distillates implied demand was lower on the week but the four week average was little changed. The data showed US distillate stocks nearly 16.7% below the five year average.

Brent

84.73

	Barges 3.5 %	Sing 380cst	Rott 0.5%	Sing 0.5%	Sing Hi5
Sep23	504.60	506.85	567.45	611.90	105
Oct23	485.85	487.60	556.45	600.40	113
Nov23	474.10	476.35	547.45	590.65	114
Dec23	466.35	468.10	540.20	582.65	115
Jan24	462.35	462.85	535.70	575.65	113
Feb24	458.85	458.35	531.70	569.65	111
Q4-23	475.50	477.25	548.00	591.25	114
Q1-24	459.00	458.75	531.75	570.00	111
Q2-24	448.25	447.50	522.00	555.50	108
Q3-24	436.75	435.75	513.00	543.50	108
CAL24	442.00	442.00	517.75	550.50	109



Fuel Oil Market News

- ARA STOCKS: according to Insights global:Inventory type, latest level, weekly change (all in thousand metric tons):

- Gasoline: 1,451, +131
- Naphtha: 256, -14
- Gasoil: 2,058, -4
- Fuel Oil: 1,280, +41
- Jet Fuel: 714, +2

	Rott GOFO	Sing GOFO	R FoGo	S FoGo	Rott Hi5
Sep23	387.43	359.18	-324.50	-254.25	63
Oct23	385.36	359.81	-314.75	-247.00	71
Nov23	372.17	349.83	-298.75	-235.50	73
Dec23	360.95	341.31	-287.00	-226.75	74
Jan24	353.99	335.76	-280.75	-223.00	73
Feb24	347.68	332.81	-274.75	-221.50	73
Q4-23	372.75	349.70	-300.25	-235.75	73
Q1-24	347.75	332.81	-275.00	-221.50	73
Q2-24	338.75	327.30	-265.00	-219.25	74
Q3-24	324.00	324.15	-247.75	-216.50	76
CAL24	336.50	325.35	-260.75	-216.75	76

FIS Fuel Oil Daily Evening Report

London +44 20 7090 1134 - info@freightinvestor.com | Singapore +65 6535 5189 - info@freightinvestor.asia | Shanghai +86 21 63012568

17 August 2023

TIME SPREADS FUEL

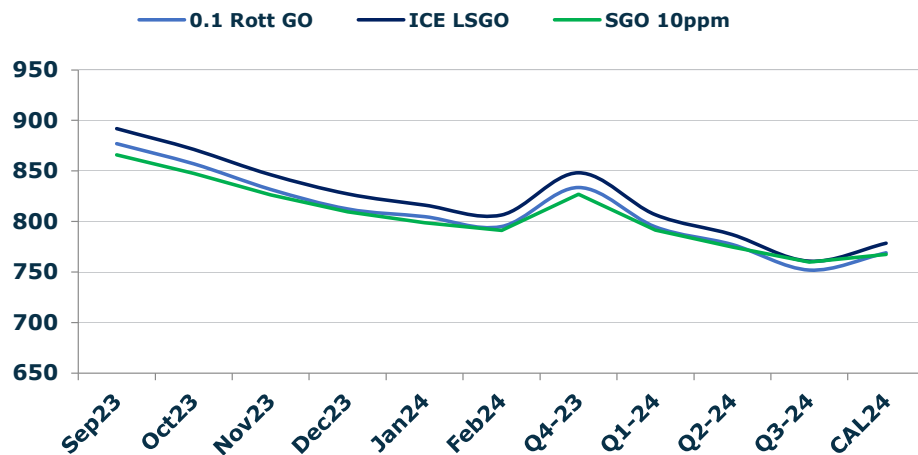
	Barges 3.5	S 380	Rott 0.5%	Sing 0.5%
Sep23/Oct23	18.75	19.25	11.00	11.50
Oct23/Nov23	11.75	11.25	9.00	9.75
Nov23/Dec23	7.75	8.25	7.25	8.00
Dec23/Jan24	4.00	5.25	4.50	7.00
Jan24/Feb24	3.50	4.50	4.00	6.00
Q4-23/Q1-24	18.50	5.25	16.25	21.25
Q1-24/Q2-24	11.25	7.50	9.75	14.50
Q2-24/Q3-24	11.75	-1.75	9.00	12.00
CAL24/CAL25	30.75	27.50	24.5	25.25

GASOIL CURVES

	Rott 0.1	SGO 10ppm	ICE GO
Sep23	877.0	866.0	892.0
Oct23	857.0	847.4	871.2
Nov23	831.8	826.2	846.3
Dec23	812.3	809.4	827.3
Jan24	804.8	798.6	816.3
Feb24	795.0	791.2	806.5
Q4-23	833.8	827.0	848.3
Q1-24	794.8	791.6	806.8
Q2-24	777.3	774.8	787.0
Q3-24	752.0	759.9	760.8
CAL24	769.0	767.4	778.5

EW SPREAD

	EW380	EW0.5%
Sep23	2.25	44.45
Oct23	1.75	43.95
Nov23	2.25	43.20
Dec23	1.75	42.45
Jan24	0.50	39.95
Feb24	-0.50	37.95
Q4-23	1.75	43.25
Q1-24	-0.25	38.25
Q2-24	-0.75	33.50
Q3-24	-1.00	30.50
CAL24	0.00	32.75



Contact US:

Luke Longhurst

Email: lukel@freightinvestor.com

Mobile: (+44) 7966 968761

Jessie Deng

Email: jessied@freightinvestor.com

Mobile: (+86) 13524516743

Ricky Forman

Email: rickyf@freightinvestor.com

Mobile: (+44) 7868 708719

Jarryd Smith

Email: jarryds@freightinvestor.com

Mobile: (+65) 8798 4987

Sam Twyford

Email: samt@freightinvestor.com

Mobile: (+44) 7729 118643

Archie Smith

Email: archies@freightinvestor.com

Mobile: (+44) 7355 020663

The information provided in this communication is not intended for retail clients. It is general in nature only and does not constitute advice or an offer to sell, or the solicitation of an offer to purchase any swap or other financial instruments, nor constitute any recommendation on our part. The information has been prepared without considering your investment objectives, financial situation, or knowledge and experience. This material is not a research report and is not intended as such. FIS is not responsible for any trading decisions taken based on this communication. Trading swaps and over-the-counter derivatives, exchange-traded derivatives, and options involve substantial risk and are not suitable for all investors. You are advised to perform an independent investigation to determine whether a transaction is suitable for you. No part of this material may be copied or duplicated in any form by any means or redistributed without our prior written consent. Freight Investor Services Ltd (FIS) is authorised and regulated by the Financial Conduct Authority (FRN: 211452) and is a member of the National Futures Association ("NFA"). Freight Investor Services PTE Ltd ('FIS PTE') is a private limited company, incorporated and registered in Singapore with company number 200603922G, and has subsidiary offices in India and Shanghai. Freight Investor Solutions DMCC ('FIS DMCC') is a private limited company, incorporated and registered in Dubai with company number DMCC1225. Further information about FIS including the location of its offices can be found on our website at freightinvestorservices.com