



# Carbon Options Weekly Report

info@freightinvestor.com | freightinvestorservices.com | (+44) 207 090 1120

August 7, 2023

### NGO IMPLIED VOLATILITY SURFACE

IO	10% Put	25% Put	ATM	25% Call	10% Call
Sep-23	82.00	75.00	73.00	74.00	78.00
Dec-23	76.00	72.00	70.00	71.00	73.00
Mar-24	72.00	69.00	65.00	67.00	68.00
Jun-24	65.00	60.00	55.00	57.00	60.00
Sep-24	57.00	53.00	46.00	51.00	53.00
Dec-24	55.00	50.00	43.00	48.00	51.00
Mar-25	46.00	42.00	40.00	41.00	43.00

### NGO SKEW vs ATM & 25% Δ COLLAR (Calls Over)

IO	10% Put	25% Put	25% Call	10% Call	25 Δ RR
Sep-23	9.00	2.00	1.00	5.00	-1.00
Dec-23	6.00	2.00	1.00	3.00	-1.00
Mar-24	7.00	4.00	2.00	3.00	-2.00
Jun-24	10.00	5.00	2.00	5.00	-3.00
Sep-24	11.00	7.00	5.00	7.00	-2.00
Dec-24	12.00	7.00	5.00	8.00	-2.00
Mar-25	6.00	2.00	1.00	3.00	-1.00

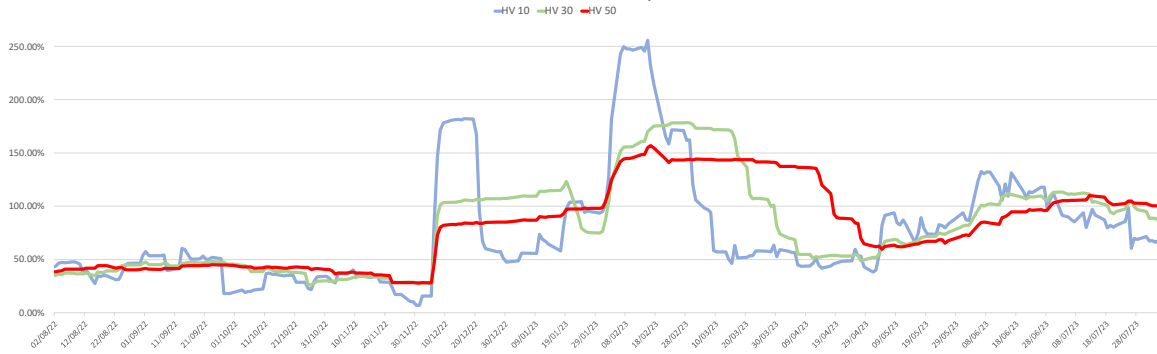
### ACCU IMPLIED VOLATILITY SURFACE

IO	10% Put	25% Put	ATM	25% Call	10% Call
Sep-23	49.00	46.50	44.00	45.00	46.50
Dec-23	47.00	44.50	42.00	43.00	44.50
Mar-24	45.00	42.50	40.00	41.00	42.50
Jun-24	43.00	40.50	38.00	39.00	40.50
Sep-24	41.00	38.50	36.00	37.00	38.50
Dec-24	39.00	36.50	34.00	35.00	36.50

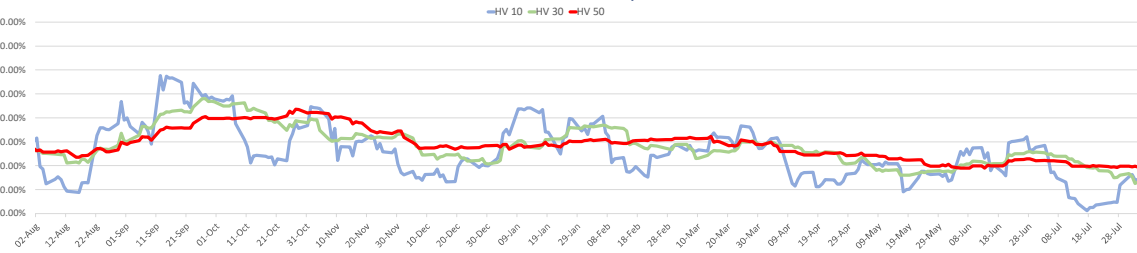
### HISTORICAL VOLATILITY

Product	10 DAY	30 DAY	50 DAY
NGO Dec23	68.02%	86.30%	99.95%
EUA Dec23	22.47%	22.40%	29.51%
UKA Dec23	42.73%	46.14%	47.37%
ACCU	29.18%	71.92%	56.79%

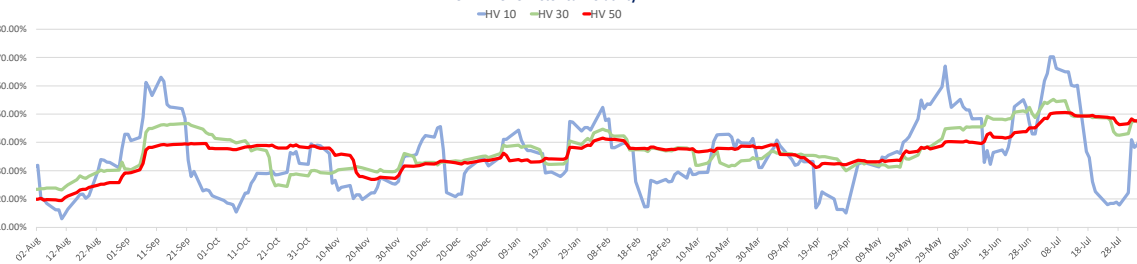
NGO DEC 23 Historical Volatility



EUA DEC 23 Historical Volatility



UKA DEC 23 Historical Volatility



ACCU GENERIC Historical Volatility

