

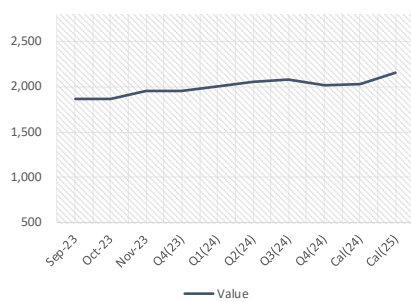
FIS Container FFA Report

www.freightinvestorservices.com | PeterS@freightinvestor.com | +44 (0)207 090 1125

FBX01 China/East Asia to North America West Coast

Period	Bid	Offer	Value	Change
Sep-23	1,850	1,880	1,865	-10
Oct-23	1,840	1,890	1,865	48
Nov-23	1,900	2,000	1,950	25
Q4(23)	1,890	2,025	1,958	43
Q1(24)	1,950	2,050	2,000	25
Q2(24)	2,000	2,100	2,050	25
Q3(24)	2,000	2,150	2,075	25
Q4(24)	1,950	2,075	2,013	38
Cal(24)	1,975	2,090	2,033	23
Cal(25)	2,100	2,200	2,150	-
Current Spot		1,863.00		-32
Month to Date		1,884.29		
Year to Date		1,406.21		

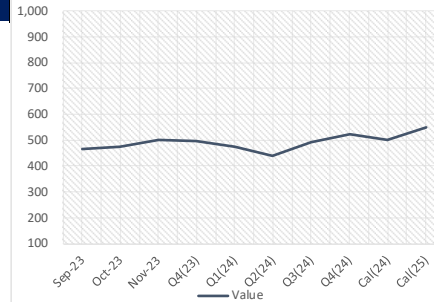
Indicative Forward Curve



FBX02 North America West Coast to China/East Asia

Period	Bid	Offer	Value	Change
Sep-23	440	490	465	-
Oct-23	450	500	475	-
Nov-23	480	520	500	-
Q4(23)	480	510	495	-
Q1(24)	450	500	475	-
Q2(24)	400	480	440	-
Q3(24)	460	520	490	-
Q4(24)	500	550	525	-
Cal(24)	450	550	500	-
Cal(25)	500	600	550	-
Current Spot		441.00		-16
Month to Date		462.71		
Year to Date		657.99		

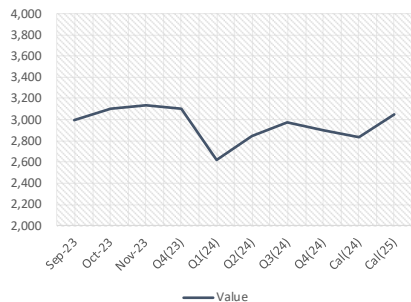
Indicative Forward Curve



FBX03 China/East Asia to North America East Coast

Period	Bid	Offer	Value	Change
Sep-23	2,900	3,100	3,000	25
Oct-23	3,050	3,150	3,100	25
Nov-23	3,075	3,200	3,138	25
Q4(23)	3,060	3,150	3,105	45
Q1(24)	2,550	2,700	2,625	-
Q2(24)	2,800	2,900	2,850	-
Q3(24)	2,900	3,050	2,975	-
Q4(24)	2,850	2,950	2,900	-
Cal(24)	2,775	2,900	2,838	-
Cal(25)	3,000	3,100	3,050	-
Current Spot		2,947.00		+1
Month to Date		3,021.86		
Year to Date		2,525.41		

Indicative Forward Curve



FBX11 China/East Asia to North Europe

Period	Bid	Offer	Value	Change
Sep-23	1,500	1,650	1,575	25
Oct-23	1,520	1,700	1,610	40
Nov-23	1,550	1,750	1,650	75
Q4(23)	1,540	1,725	1,633	83
Q1(24)	1,500	1,650	1,575	-
Q2(24)	1,650	1,750	1,700	-
Q3(24)	1,700	1,800	1,750	-
Q4(24)	1,675	1,750	1,713	-
Cal(24)	1,635	1,740	1,688	-
Cal(25)	1,900	2,000	1,950	-
Current Spot		1,535.00		-39
Month to Date		1,597.00		
Year to Date		1,795.93		

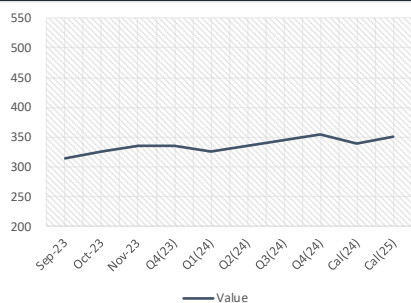
Indicative Forward Curve



FBX12 North Europe to China/East Asia

Period	Bid	Offer	Value	Change
Sep-23	280	350	315	-
Oct-23	290	360	325	-
Nov-23	300	370	335	-
Q4(23)	300	370	335	-
Q1(24)	300	350	325	-
Q2(24)	310	360	335	-
Q3(24)	320	370	345	-
Q4(24)	330	380	355	-
Cal(24)	315	365	340	-
Cal(25)	300	400	350	-
Current Spot		280.00		-1
Month to Date		358.14		
Year to Date		360.54		

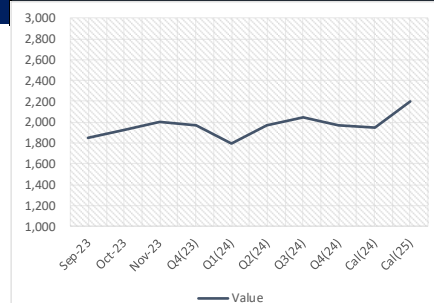
Indicative Forward Curve



FBX13 China/East Asia to the Mediterranean

Period	Bid	Offer	Value	Change
Sep-23	1,800	1,900	1,850	-
Oct-23	1,850	2,000	1,925	-
Nov-23	1,900	2,100	2,000	-
Q4(23)	1,875	2,075	1,975	-
Q1(24)	1,700	1,900	1,800	-
Q2(24)	1,900	2,050	1,975	-
Q3(24)	2,000	2,100	2,050	-
Q4(24)	1,900	2,050	1,975	-
Cal(24)	1,875	2,025	1,950	-
Cal(25)	2,150	2,250	2,200	-
Current Spot		1,800.00		-20
Month to Date		1,954.43		
Year to Date		2,700.11		

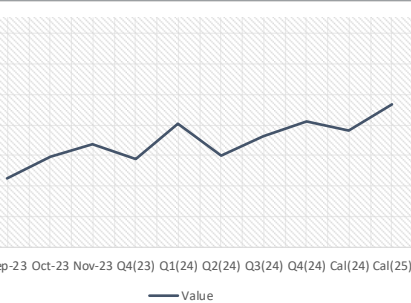
Indicative Forward Curve



Indicative Basket (Including FBX01,02,03,11,12,13)

Period	Bid	Offer	Value
Sep-23	1,380	1,528	1,454
Oct-23	1,516	1,671	1,593
Nov-23	1,592	1,754	1,673
Q4(23)	1,494	1,657	1,575
Q1(24)	1,644	1,970	1,807
Q2(24)	1,467	1,738	1,602
Q3(24)	1,642	1,804	1,723
Q4(24)	1,735	1,905	1,820
Cal(24)	1,717	1,815	1,766
Cal(25)	1,825	2,035	1,930
Current Spot		1,477.67	
Month to Date		1,546.40	
Year to Date		1,574.37	

Indicative Forward Curve



Morning Commentary: Fronthauls slipping back again, FBX01 Asia-USWC down -\$32 and FBX11 Asia-Europe down -\$39 and FBX13 Asia-Med down -\$20 on spot. Forcing back the front of the curve, with the back of the curves remaining flat from yesterday. Golden Week leads to a slew of blank sailings that could inject further volatility in to rates however these are regularly expected as volumes out of Asia dry up during the holiday period.

- Container line blank sailings surge for Golden Week period (**Seatrade Maritime**).
- CMA CGM applies new PSS from Indian Subcontinent, Middle East Gulf, Red Sea, Egypt to US East Coast and US Gulf (**Container News**).
- Freight buyers alliance with Amazon, Ikea and more asks container lines to bid on green shipping tender (**Tradewinds**).
- US, European and Asian port container volumes fall as economies slow down, Alhaliiner (**Tradewinds**).