

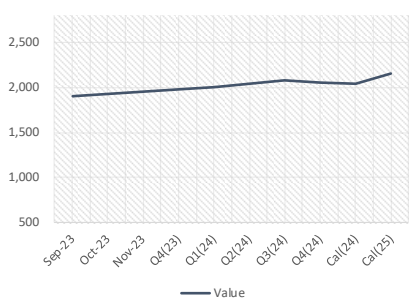
FIS Container FFA Report

www.freightinvestorservices.com | PeterS@freightinvestor.com | +44 (0)207 090 1125

FBX01 China/East Asia to North America West Coast

Period	Bid	Offer	Value	Change
Sep-23	1,850	1,950	1,909	59
Oct-23	1,875	1,975	1,925	25
Nov-23	1,900	2,000	1,950	88
Q4(23)	1,900	2,050	1,975	25
Q1(24)	1,950	2,050	2,000	13
Q2(24)	1,980	2,100	2,040	23
Q3(24)	2,000	2,150	2,075	40
Q4(24)	2,000	2,100	2,050	-
Cal(24)	1,985	2,100	2,043	13
Cal(25)	2,100	2,200	2,150	-
Current Spot	1,853.00			-124
Month to Date	1,853.00			
Year to Date	1,388.20			

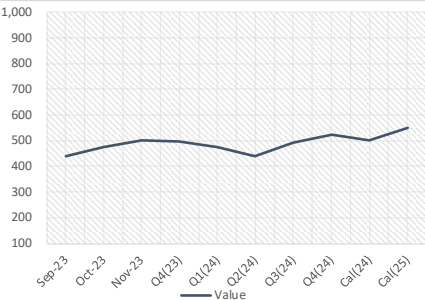
Indicative Forward Curve



FBX02 North America West Coast to China/East Asia

Period	Bid	Offer	Value	Change
Sep-23	440	490	441	-19
Oct-23	450	500	475	-
Nov-23	480	520	500	-20
Q4(23)	480	510	495	5
Q1(24)	450	500	475	-
Q2(24)	400	480	440	-
Q3(24)	460	520	490	-
Q4(24)	500	550	525	-
Cal(24)	450	550	500	-
Cal(25)	500	600	550	-
Current Spot	450.00			+9
Month to Date	450.00			
Year to Date	665.19			

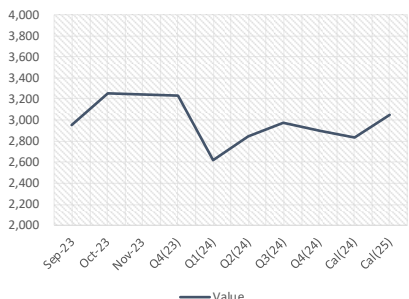
Indicative Forward Curve



FBX03 China/East Asia to North America East Coast

Period	Bid	Offer	Value	Change
Sep-23	3,200	3,275	2,951	-
Oct-23	3,220	3,290	3,255	-
Nov-23	3,210	3,280	3,245	-
Q4(23)	3,200	3,270	3,235	-
Q1(24)	2,550	2,700	2,625	-
Q2(24)	2,800	2,900	2,850	-
Q3(24)	2,900	3,050	2,975	-
Q4(24)	2,850	2,950	2,900	-
Cal(24)	2,775	2,900	2,838	-
Cal(25)	3,000	3,100	3,050	-
Current Spot	3,053.00			+24
Month to Date	3,053.00			
Year to Date	2,507.11			

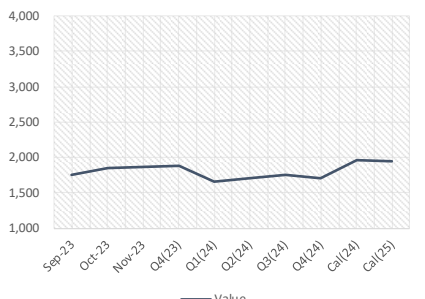
Indicative Forward Curve



FBX11 China/East Asia to North Europe

Period	Bid	Offer	Value	Change
Sep-23	1,700	1,800	1,750	-
Oct-23	1,800	1,900	1,850	-
Nov-23	1,800	1,925	1,863	-
Q4(23)	1,800	1,950	1,875	-
Q1(24)	1,600	1,700	1,650	-
Q2(24)	1,650	1,750	1,700	-
Q3(24)	1,700	1,800	1,750	-
Q4(24)	1,650	1,750	1,700	-
Cal(24)	2,175	1,750	1,963	203
Cal(25)	1,900	2,000	1,950	-50
Current Spot	1,615.00			-67
Month to Date	1,615.00			
Year to Date	1,803.45			

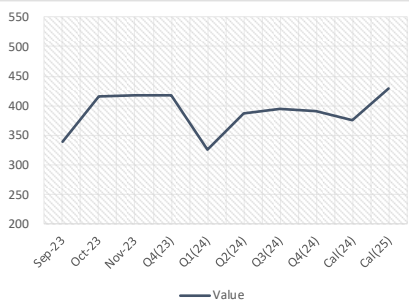
Indicative Forward Curve



FBX12 North Europe to China/East Asia

Period	Bid	Offer	Value	Change
Sep-23	400	450	340	-
Oct-23	380	450	415	-
Nov-23	385	450	418	-
Q4(23)	385	450	418	-
Q1(24)	300	350	325	-
Q2(24)	350	425	388	-
Q3(24)	360	430	395	-
Q4(24)	360	420	390	-
Cal(24)	342	410	376	-
Cal(25)	400	460	430	-
Current Spot	415.00			
Month to Date	415.00			
Year to Date	360.99			

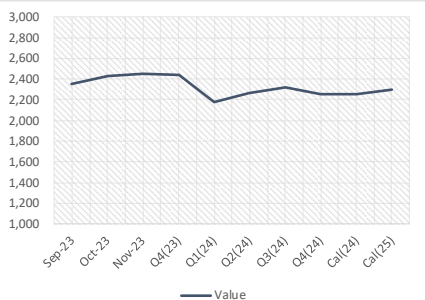
Indicative Forward Curve



FBX13 China/East Asia to the Mediterranean

Period	Bid	Offer	Value	Change
Sep-23	2,300	2,450	2,357	-
Oct-23	2,350	2,500	2,425	-25
Nov-23	2,380	2,525	2,453	8
Q4(23)	2,380	2,510	2,445	5
Q1(24)	2,050	2,300	2,175	-
Q2(24)	2,200	2,325	2,263	-
Q3(24)	2,250	2,390	2,320	-
Q4(24)	2,200	2,300	2,250	-
Cal(24)	2,175	2,330	2,253	-
Cal(25)	2,250	2,350	2,300	-
Current Spot	2,355.00			-124
Month to Date	2,355.00			
Year to Date	2,730.39			

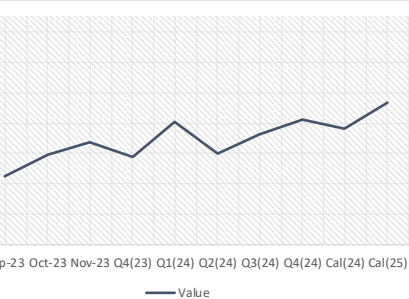
Indicative Forward Curve



Indicative Basket (Including FBX01,02,03,11,12,13)

Period	Bid	Offer	Value
Sep-23	1,380	1,528	1,454
Oct-23	1,516	1,671	1,593
Nov-23	1,592	1,754	1,673
Q4(23)	1,494	1,657	1,575
Q1(24)	1,644	1,970	1,807
Q2(24)	1,467	1,738	1,602
Q3(24)	1,642	1,804	1,723
Q4(24)	1,735	1,905	1,820
Cal(24)	1,717	1,815	1,766
Cal(25)	1,825	2,035	1,930
Current Spot	1,623.50		
Month to Date	1,623.50		
Year to Date	1,575.89		

Indicative Forward Curve



Morning Commentary: FBX01 Asia-USWC and FBX11 Asia-Europe pulling back in tandem, both down

\$124 on the day however a very mixed picture on the curve. INE SCFIS Europe Service futures onshore China surged this morning, up +9.75% or 86.1pts on the day, roughly equivalent to \$1,622/FEU closing on the day - closing up a spread counterparties could well soon take advantage of on the sell-side of the market that was roughly \$300 wide at the start of the week.

- Maersk boxship tanks green methanol in Rotterdam (**Container News**).
- Costs will constrain carrier capacity deployments, Habben Jansen says; Container lines can act rationally and avoid a rates war, says Hapag-Lloyd boss (**Lloyds List**)
- Hong Kong port container volumes plunge in Q2; The Asian container port of Hong Kong saw a 21.9% plunge in box volumes in the second quarter of this year. (**Seatrade Maritime**)