

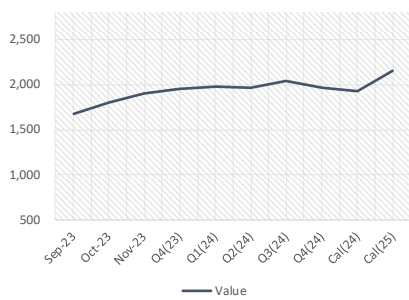
# FIS Container FFA Report

www.freightinvestorservices.com | PeterS@freightinvestor.com | +44 (0)207 090 1125

## FBX01 China/East Asia to North America West Coast

Period	Bid	Offer	Value	Change
Sep-23	1,600	1,750	1,675	-125
Oct-23	1,750	1,850	1,800	-50
Nov-23	1,850	1,950	1,900	-
Q4(23)	1,900	2,000	1,950	30
Q1(24)	1,900	2,050	1,975	25
Q2(24)	1,850	2,075	1,963	-
Q3(24)	1,950	2,125	2,038	-
Q4(24)	1,925	2,000	1,963	-
Cal(24)	1,800	2,060	1,930	-
Cal(25)	2,100	2,200	2,150	-
Current Spot		1,685.00		-108
Month to Date		1,840.71		
Year to Date		1,421.94		

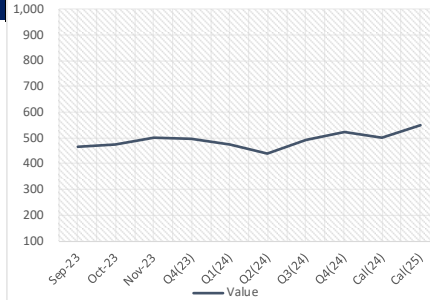
Indicative Forward Curve



## FBX02 North America West Coast to China/East Asia

Period	Bid	Offer	Value	Change
Sep-23	440	490	465	-
Oct-23	450	500	475	-
Nov-23	480	520	500	-
Q4(23)	480	510	495	-
Q1(24)	450	500	475	-
Q2(24)	400	480	440	-
Q3(24)	460	520	490	-
Q4(24)	500	550	525	-
Cal(24)	450	550	500	-
Cal(25)	500	600	550	-
Current Spot		441.00		-15
Month to Date		456.36		
Year to Date		649.62		

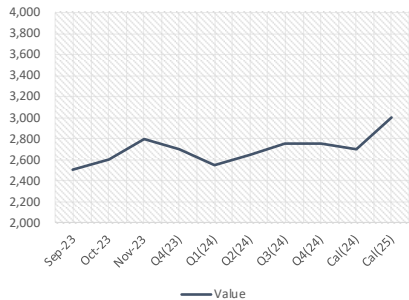
Indicative Forward Curve



## FBX03 China/East Asia to North America East Coast

Period	Bid	Offer	Value	Change
Sep-23	2,400	2,600	2,500	175
Oct-23	2,500	2,700	2,600	175
Nov-23	2,700	2,900	2,800	125
Q4(23)	2,600	2,800	2,700	163
Q1(24)	2,500	2,600	2,550	50
Q2(24)	2,600	2,700	2,650	100
Q3(24)	2,700	2,800	2,750	100
Q4(24)	2,650	2,850	2,750	50
Cal(24)	2,600	2,800	2,700	50
Cal(25)	2,950	3,050	3,000	-
Current Spot		2,440.00		-243
Month to Date		2,838.64		
Year to Date		2,530.64		

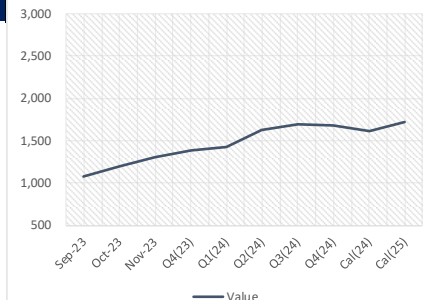
Indicative Forward Curve



## FBX11 China/East Asia to North Europe

Period	Bid	Offer	Value	Change
Sep-23	950	1,200	1,075	-
Oct-23	1,050	1,350	1,200	-
Nov-23	1,100	1,500	1,300	-
Q4(23)	1,075	1,700	1,388	-
Q1(24)	1,200	1,650	1,425	-
Q2(24)	1,550	1,700	1,625	-
Q3(24)	1,600	1,800	1,700	-
Q4(24)	1,600	1,750	1,675	-
Cal(24)	1,500	1,725	1,613	-
Cal(25)	1,650	1,800	1,725	-
Current Spot		999.00		+9
Month to Date		1,362.36		
Year to Date		1,769.05		

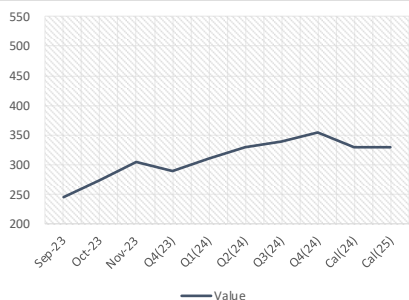
Indicative Forward Curve



## FBX12 North Europe to China/East Asia

Period	Bid	Offer	Value	Change
Sep-23	200	290	245	70
Oct-23	250	300	275	50
Nov-23	280	330	305	30
Q4(23)	265	315	290	45
Q1(24)	280	340	310	15
Q2(24)	310	350	330	5
Q3(24)	320	360	340	5
Q4(24)	330	380	355	-
Cal(24)	310	350	330	-10
Cal(25)	310	350	330	20
Current Spot		200.00		-80
Month to Date		314.14		
Year to Date		356.91		

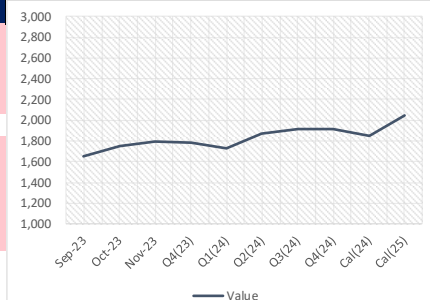
Indicative Forward Curve



## FBX13 China/East Asia to the Mediterranean

Period	Bid	Offer	Value	Change
Sep-23	1,600	1,700	1,650	-50
Oct-23	1,700	1,800	1,750	-25
Nov-23	1,750	1,850	1,800	-25
Q4(23)	1,725	1,850	1,788	-38
Q1(24)	1,650	1,800	1,725	-
Q2(24)	1,850	1,900	1,875	-50
Q3(24)	1,875	1,950	1,913	88
Q4(24)	1,875	1,950	1,913	25
Cal(24)	1,800	1,900	1,850	-55
Cal(25)	2,000	2,100	2,050	-50
Current Spot		1,600.00		-82
Month to Date		1,849.86		
Year to Date		2,661.70		

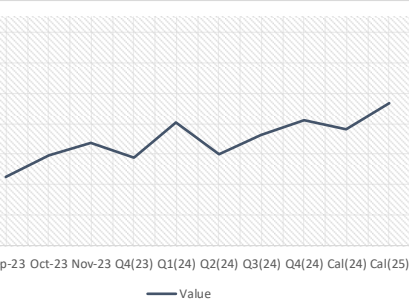
Indicative Forward Curve



## Indicative Basket (Including FBX01,02,03,11,12,13)

Period	Bid	Offer	Value
Sep-23	1,380	1,528	1,454
Oct-23	1,516	1,671	1,593
Nov-23	1,592	1,754	1,673
Q4(23)	1,494	1,657	1,575
Q1(24)	1,644	1,970	1,807
Q2(24)	1,467	1,738	1,602
Q3(24)	1,642	1,804	1,723
Q4(24)	1,735	1,905	1,820
Cal(24)	1,717	1,815	1,766
Cal(25)	1,825	2,035	1,930
Current Spot		1,227.50	
Month to Date		1,443.68	
Year to Date		1,564.98	

Indicative Forward Curve



**Morning Commentary:** A very sharp correction on the transpacific fronthaul rates, FBX01 Asia-USWC down -\$108, FBX03 Asia-USEC down -\$243 with the FBX01 Q4+Q1 coming in bid at \$1,900 against a slumping spot price. FBX12 Europe-Asia sheds \$80 cutting value by almost 25% overnight, with FBX11 stuttering between \$990-\$1,000/FEU on spot prices, with thre Q4'23 offered and looking for bids alongside curve values.

- Boxship capacity growing at fastest pace on record. **(Splash247)**
- Celsius forward-fixes four methanol-ready container ship newbuildings. **(Tradewinds)**
- Carriers struggle to contain costs; Cost inflation has fallen from its peak, but is still well ahead of rate rises. **(Lloyds List)**
- Evergreen launches Nansha - Ho Chi Minh City service. **(Seatrade Maritime)**