

06 October 2023

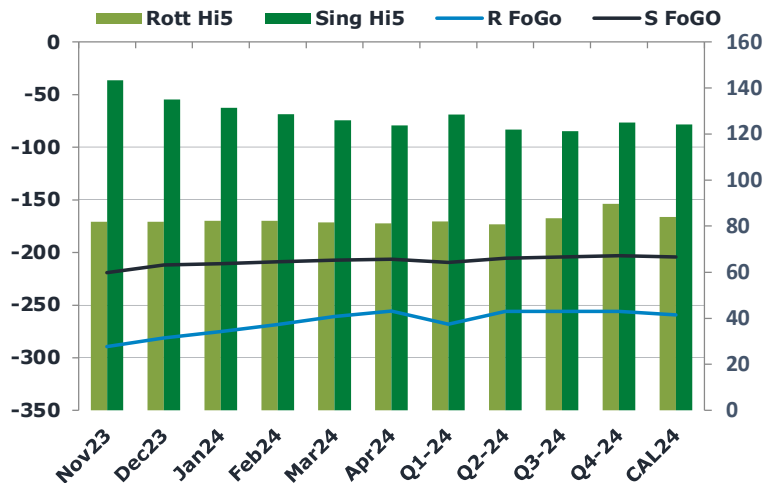
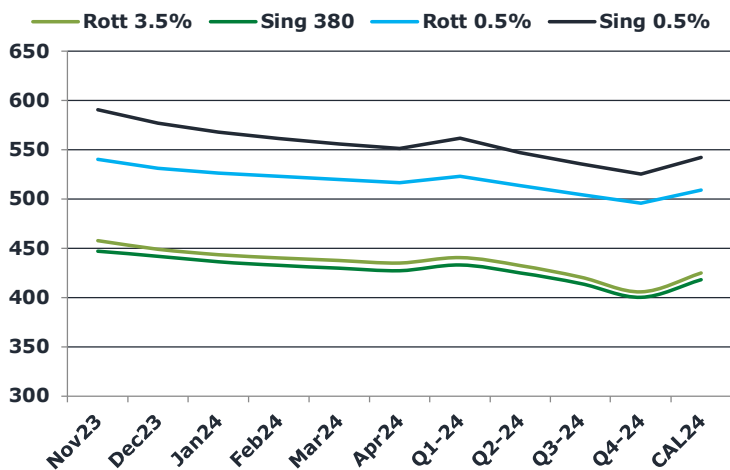
### Oil and Energy Market News

Brent crude futures were choppy today and are currently trading about 70 cents stronger on the day. The intraday low touched \$83.44/bbl in the front month contract. This week, the 'tug of war' has certainly been dominated by sluggish demand outlook over the OPEC+ production cuts. Front month Brent crude futures are down about \$8/bbl on the week.

### Brent

84.63

	Barges 3.5 %	Sing 380cst	Rott 0.5%	Sing 0.5%	Sing Hi5
Nov23	457.80	447.05	539.70	590.50	143
Dec23	449.05	441.80	530.95	576.75	135
Jan24	443.55	436.30	525.95	567.75	131
Feb24	440.05	432.55	522.45	561.25	129
Mar24	437.55	429.80	519.20	555.75	126
Apr24	435.05	427.30	516.20	551.00	124
Q1-24	440.50	433.00	522.50	561.50	129
Q2-24	432.50	425.00	513.25	547.00	122
Q3-24	420.75	414.25	504.25	535.50	121
Q4-24	405.75	400.25	495.50	525.25	125
CAL24	424.75	418.00	508.75	542.25	124



### Fuel Oil Market News

VLSFO cracks rallied today, particularly in the Sing which traded last at \$9.85/bbl for Nov23 – stronger by \$1.10 on the day. The spreads followed suit, up almost two dollars in the Nov23/Dec23 contract.

The HSFO EW is up \$3.50/mt in the front month, having settled last night at -\$14.25/mt.

	Rott GOFO	Sing GOFO	R FoGo	S FoGo	Rott Hi5
Nov23	371.42	362.67	-289.50	-219.25	82
Dec23	363.23	347.06	-281.25	-212.00	82
Jan24	357.39	342.13	-275.00	-210.75	82
Feb24	350.78	337.54	-268.50	-208.75	82
Mar24	342.39	333.21	-260.75	-207.25	82
Apr24	336.81	329.90	-255.75	-206.25	81
Q1-24	350.00	338.08	-268.00	-209.50	82
Q2-24	336.75	327.45	-256.00	-205.50	81
Q3-24	339.50	325.16	-256.00	-204.00	84
Q4-24	345.75	327.99	-256.00	-203.00	90
CAL24	343.25	328.86	-259.25	-204.50	84

# FIS Fuel Oil Daily Evening Report

London +44 20 7090 1134 - info@freightinvestor.com | Singapore +65 6535 5189 - info@freightinvestor.asia | Shanghai +86 21 63012568

06 October 2023

## TIME SPREADS FUEL

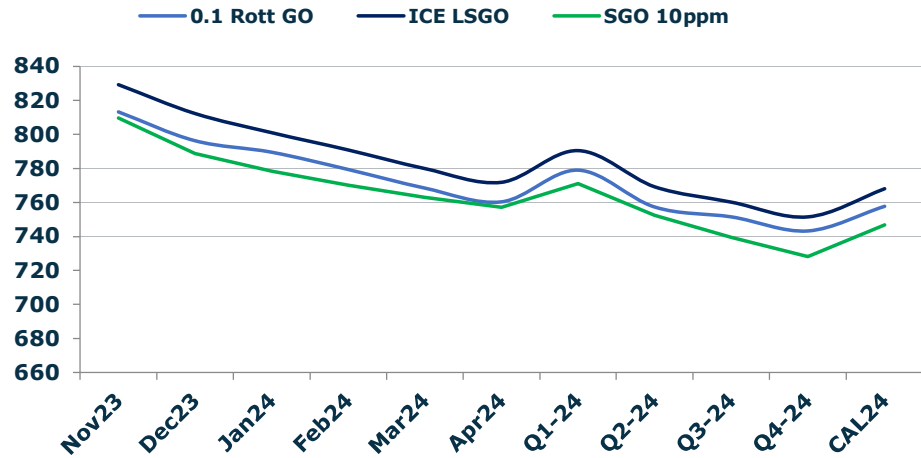
	Barges 3.5	S 380	Rott 0.5%	Sing 0.5%
Nov23/Dec23	8.75	5.25	8.75	13.75
Dec23/Jan24	5.50	5.50	5.00	9.00
Jan24/Feb24	3.50	3.75	3.50	6.50
Feb24/Mar24	2.50	2.75	3.25	5.50
Mar24/Apr24	2.50	2.50	3.00	4.75
Q1-24/Q2-24	8.00	5.00	9.25	14.50
Q2-24/Q3-24	10.75	7.50	9.00	11.50
Q3-24/Q4-24	14.00	-1.50	8.75	10.25
CAL24/CAL25	32.25	30.00	24.5	27.25

## GASOIL CURVES

	Rott 0.1	SGO 10ppm	ICE GO
Nov23	813.2	809.7	829.2
Dec23	796.3	788.9	812.3
Jan24	789.4	778.4	800.9
Feb24	779.3	770.1	790.8
Mar24	768.4	763.0	779.9
Apr24	760.4	757.2	771.9
Q1-24	779.0	771.1	790.5
Q2-24	757.3	752.5	769.3
Q3-24	751.5	739.4	760.3
Q4-24	743.3	728.2	751.5
CAL24	757.8	746.9	768.0

## EW SPREAD

	EW380	EW0.5%
Nov23	-10.75	50.80
Dec23	-7.25	45.80
Jan24	-7.25	41.80
Feb24	-7.50	38.80
Mar24	-7.75	36.55
Apr24	-7.75	34.80
Q1-24	-7.50	39.00
Q2-24	-7.50	33.75
Q3-24	-6.50	31.25
Q4-24	-5.50	29.75
CAL24	-8.00	33.50



## Contact US:

**Luke Longhurst**

Email: lukel@freightinvestor.com

Mobile: (+44) 7966 968761

**Jessie Deng**

Email: jessied@freightinvestor.com

Mobile: (+86) 13524516743

**Ricky Forman**

Email: rickyf@freightinvestor.com

Mobile: (+44) 7868 708719

**Jarryd Smith**

Email: jarryds@freightinvestor.com

Mobile: (+65) 8798 4987

**Sam Twyford**

Email: samt@freightinvestor.com

Mobile: (+44) 7729 118643

**Archie Smith**

Email: archies@freightinvestor.com

Mobile: (+44) 7355 020663

The information provided in this communication is not intended for retail clients. It is general in nature only and does not constitute advice or an offer to sell, or the solicitation of an offer to purchase any swap or other financial instruments, nor constitute any recommendation on our part. The information has been prepared without considering your investment objectives, financial situation, or knowledge and experience. This material is not a research report and is not intended as such. FIS is not responsible for any trading decisions taken based on this communication. Trading swaps and over-the-counter derivatives, exchange-traded derivatives, and options involve substantial risk and are not suitable for all investors. You are advised to perform an independent investigation to determine whether a transaction is suitable for you. No part of this material may be copied or duplicated in any form by any means or redistributed without our prior written consent. Freight Investor Services Ltd (FIS) is authorised and regulated by the Financial Conduct Authority (FRN: 211452) and is a member of the National Futures Association ("NFA"). Freight Investor Services PTE Ltd ('FIS PTE') is a private limited company, incorporated and registered in Singapore with company number 200603922G, and has subsidiary offices in India and Shanghai. Freight Investor Solutions DMCC ('FIS DMCC') is a private limited company, incorporated and registered in Dubai with company number DMCC1225. Further information about FIS including the location of its offices can be found on our website at freightinvestorservices.com