

# FIS CONTAINER FFA REPORT

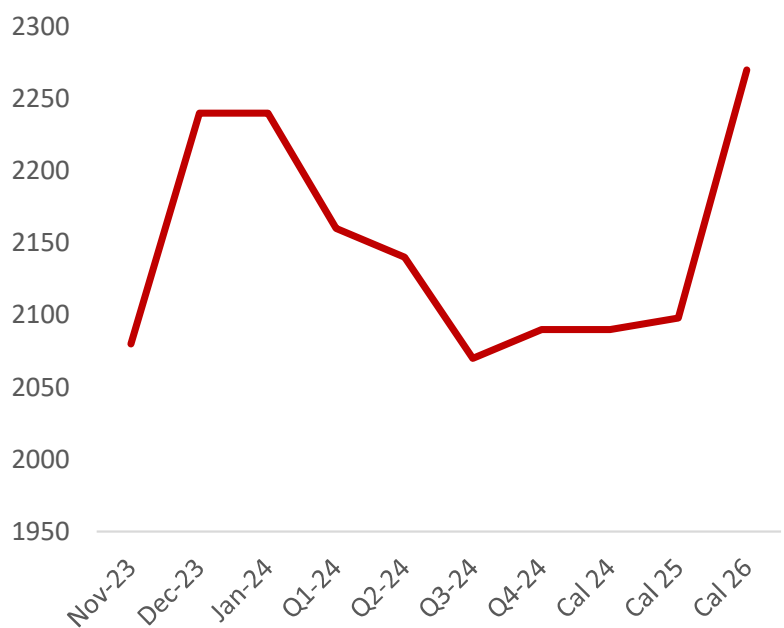
info@freightinvestor.com | freightinvestorservices.com | (+44) 2070901120

30/11/2023

Apologies for the hiatus since our last report, there have been some changes on the containers desk recently. The market has firmed on the back of the dry freight rally and seasonal demand. We have buying interest on FBX01, FBX03, FBX11 and FBX13, with downstream market participants looking to cover ahead of 2024. Please do get in touch if you are looking to fix anything ahead of the new year.

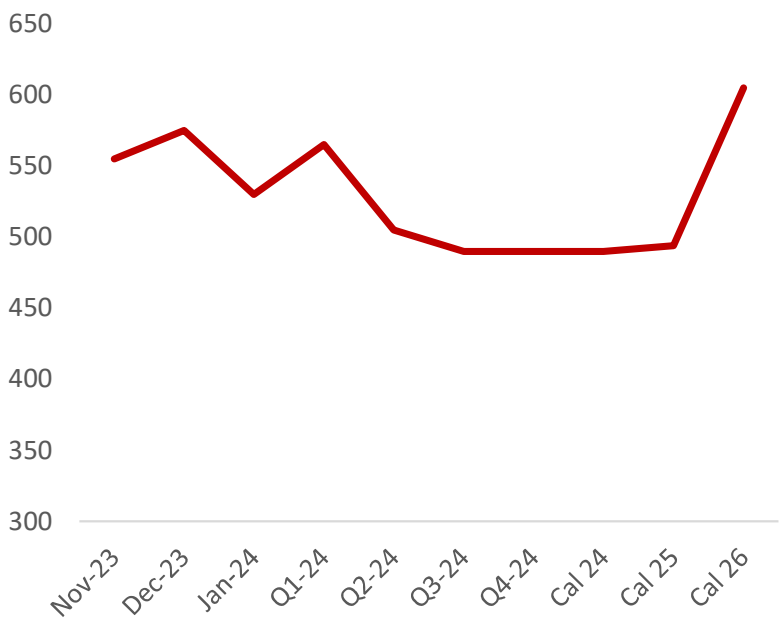
## FBX01 - China/East Asia to North America West Coast (\$/FEU)

| Period | Bid  | Offer | Value |
|--------|------|-------|-------|
| Nov-23 | 2028 | 2132  | 2080  |
| Dec-23 | 2184 | 2296  | 2240  |
| Jan-24 | 2184 | 2296  | 2240  |
| Q1-24  | 2106 | 2214  | 2160  |
| Q2-24  | 2087 | 2194  | 2140  |
| Q3-24  | 2018 | 2122  | 2070  |
| Q4-24  | 2038 | 2142  | 2090  |
| Cal 24 | 2038 | 2142  | 2090  |
| Cal 25 | 2046 | 2150  | 2098  |
| Cal 26 | 2213 | 2327  | 2270  |
| Spot   | 1620 |       |       |
| MTD    | 1628 |       |       |
| YTD    | 1460 |       |       |



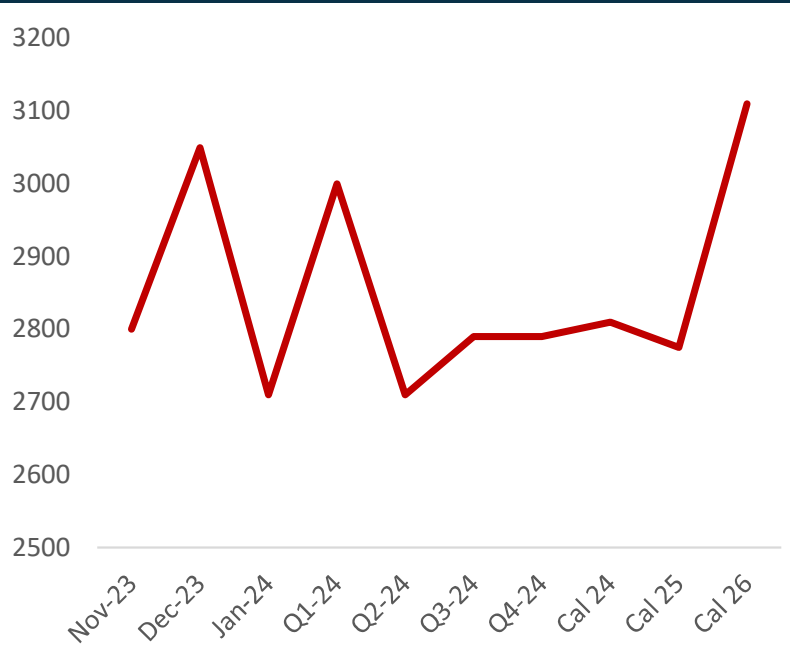
## FBX02 - North America West Coast to China/East Asia

| Period | Bid | Offer | Value |
|--------|-----|-------|-------|
| Nov-23 | 541 | 569   | 555   |
| Dec-23 | 561 | 589   | 575   |
| Jan-24 | 517 | 543   | 530   |
| Q1-24  | 551 | 579   | 565   |
| Q2-24  | 492 | 518   | 505   |
| Q3-24  | 478 | 502   | 490   |
| Q4-24  | 478 | 502   | 490   |
| Cal 24 | 478 | 502   | 490   |
| Cal 25 | 482 | 506   | 494   |
| Cal 26 | 590 | 620   | 605   |
| Spot   | 353 |       |       |
| MTD    | 363 |       |       |
| YTD    | 610 |       |       |



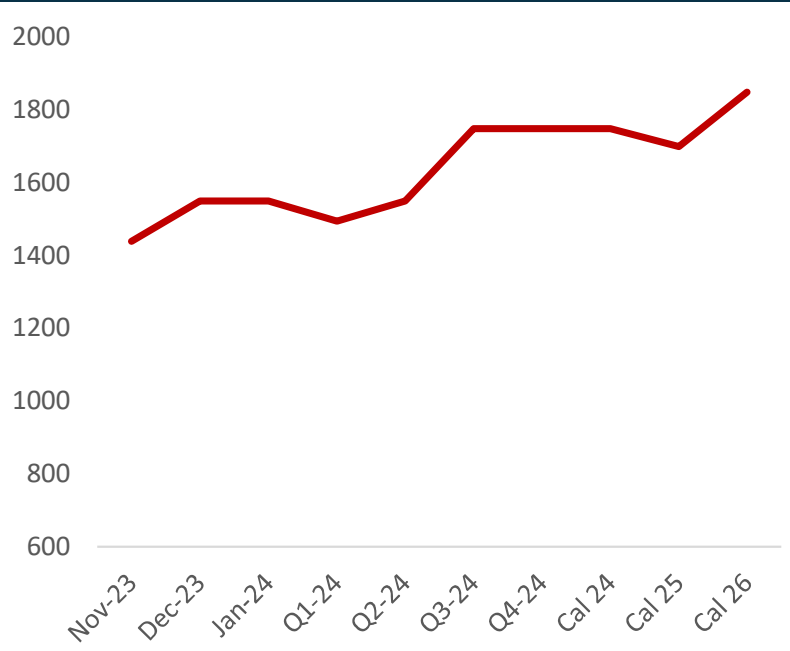
### FBX03 - China/East Asia to North America East Coast (\$/FEU)

| Period | Bid  | Offer | Value |
|--------|------|-------|-------|
| Nov-23 | 2730 | 2870  | 2800  |
| Dec-23 | 2974 | 3126  | 3050  |
| Jan-24 | 2642 | 2778  | 2710  |
| Q1-24  | 2925 | 3075  | 3000  |
| Q2-24  | 2642 | 2778  | 2710  |
| Q3-24  | 2720 | 2860  | 2790  |
| Q4-24  | 2720 | 2860  | 2790  |
| Cal 24 | 2740 | 2880  | 2810  |
| Cal 25 | 2706 | 2844  | 2775  |
| Cal 26 | 3032 | 3188  | 3110  |
| Spot   | 2336 |       |       |
| MTD    | 2387 |       |       |
| YTD    | 2505 |       |       |



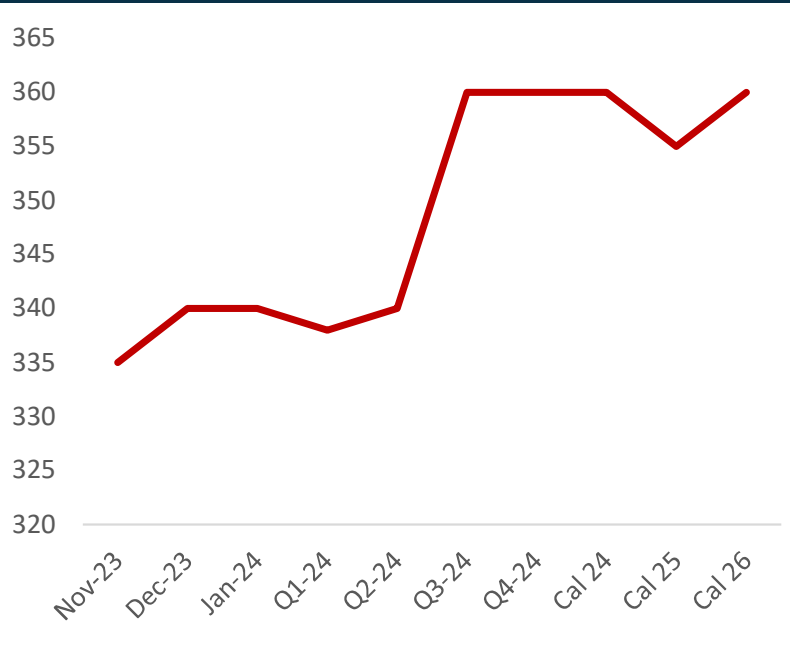
### FBX11 China/East Asia to North Europe (\$/FEU)

| Period | Bid  | Offer | Value |
|--------|------|-------|-------|
| Nov-23 | 1404 | 1476  | 1440  |
| Dec-23 | 1511 | 1589  | 1550  |
| Jan-24 | 1511 | 1589  | 1550  |
| Q1-24  | 1458 | 1532  | 1495  |
| Q2-24  | 1511 | 1589  | 1550  |
| Q3-24  | 1706 | 1794  | 1750  |
| Q4-24  | 1706 | 1794  | 1750  |
| Cal 24 | 1706 | 1794  | 1750  |
| Cal 25 | 1658 | 1743  | 1700  |
| Cal 26 | 1804 | 1896  | 1850  |
| Spot   | 1145 |       |       |
| MTD    | 1288 |       |       |
| YTD    | 1682 |       |       |



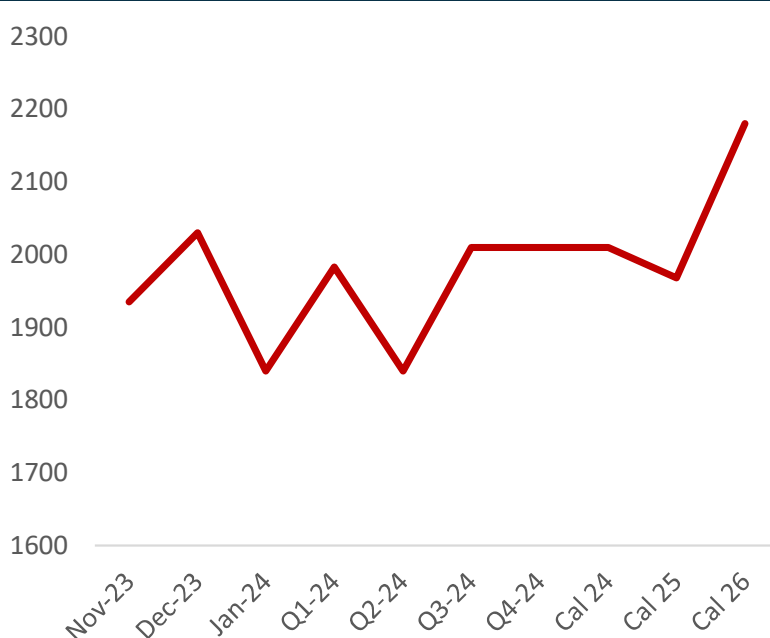
### FBX12 - North Europe to China/East Asia (\$/FEU)

| Period | Bid | Offer | Value |
|--------|-----|-------|-------|
| Nov-23 | 327 | 343   | 335   |
| Dec-23 | 332 | 349   | 340   |
| Jan-24 | 332 | 349   | 340   |
| Q1-24  | 330 | 346   | 338   |
| Q2-24  | 332 | 349   | 340   |
| Q3-24  | 351 | 369   | 360   |
| Q4-24  | 351 | 369   | 360   |
| Cal 24 | 351 | 369   | 360   |
| Cal 25 | 346 | 364   | 355   |
| Cal 26 | 351 | 369   | 360   |
| Spot   | 324 |       |       |
| MTD    | 323 |       |       |
| YTD    | 344 |       |       |



## FBX13 - China/East Asia to the Mediterranean (\$/FEU)

| Period | Bid  | Offer | Value |
|--------|------|-------|-------|
| Nov-23 | 1887 | 1983  | 1935  |
| Dec-23 | 1979 | 2081  | 2030  |
| Jan-24 | 1794 | 1886  | 1840  |
| Q1-24  | 1933 | 2033  | 1983  |
| Q2-24  | 1794 | 1886  | 1840  |
| Q3-24  | 1960 | 2060  | 2010  |
| Q4-24  | 1960 | 2060  | 2010  |
| Cal 24 | 1960 | 2060  | 2010  |
| Cal 25 | 1919 | 2017  | 1968  |
| Cal 26 | 2126 | 2235  | 2180  |
| Spot   | 1592 |       |       |
| MTD    | 1547 |       |       |
| YTD    | 2524 |       |       |



**Written by** Kieran Walsh

KieranW@freightinvestor.com

t: +44 (0) 204 519 2856

m: +44 (0) 7749701509

The information provided in this communication is not intended for retail clients. It is general in nature only and does not constitute advice or an offer to sell, or the solicitation of an offer to purchase any swap or other financial instruments, nor constitute any recommendation on our part. The information has been prepared without considering your investment objectives, financial situation, or knowledge and experience. This material is not a research report and is not intended as such. FIS is not responsible for any trading decisions taken based on this communication. Trading swaps and over-the-counter derivatives, exchange-traded derivatives, and options involve substantial risk and are not suitable for all investors. You are advised to perform an independent investigation to determine whether a transaction is suitable for you. No part of this material may be copied or duplicated in any form by any means or redistributed without our prior written consent. Freight Investor Services Ltd (FIS) is authorised and regulated by the Financial Conduct Authority (FRN: 211452) and is a member of the National Futures Association ("NFA"). Freight Investor Services PTE Ltd ('FIS PTE') is a private limited company, incorporated and registered in Singapore with company number 200603922G, and has subsidiary offices in India and Shanghai. Freight Investor Solutions DMCC ('FIS DMCC') is a private limited company, incorporated and registered in Dubai with company number DMCC1225. Further information about FIS including the location of its offices can be found on our website