



Fuel Oil Daily Evening Report

London +44 20 7090 1134 - info@freightinvestor.com | Singapore +65 6535 5189 - info@freightinvestor.asia | Shanghai +86 21 63012568

14 March 2024

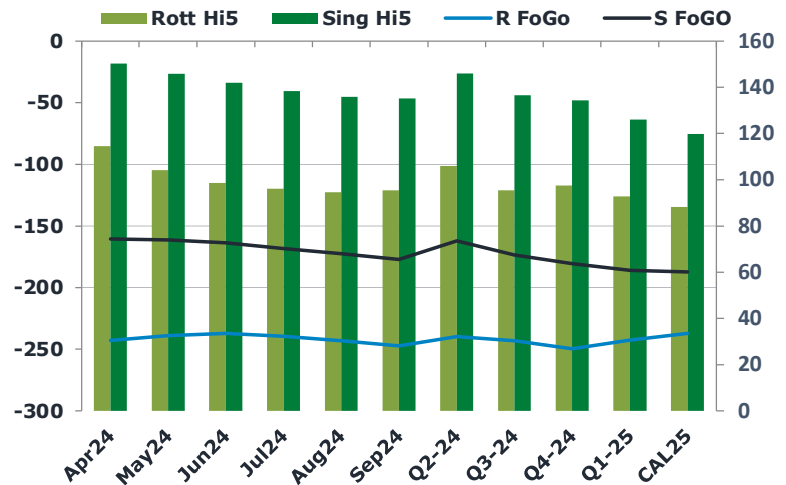
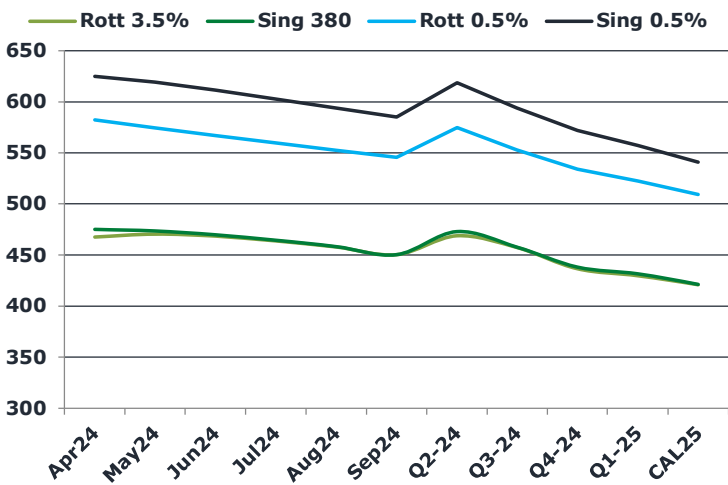
Oil and Energy Market News

Crude has rallied today, having briefly broken through technical resistance levels and trading up to the highest levels since early November. The Front month Brent contract is currently trading at the intraday highs of around \$85.55/bbl. The market has been supported by a supply deficit suggested in the latest IEA monthly report, drone attacks on Russian refineries, and an unexpected draw in US crude stocks- the first draw in seven weeks.

Brent

85.57

	Barges 3.5 %	Sing 380cst	Rott 0.5%	Sing 0.5%	Sing Hi5
Apr24	467.70	474.70	582.30	624.85	150
May24	470.45	473.20	574.55	619.10	146
Jun24	468.45	469.45	567.05	611.35	142
Jul24	463.70	464.20	559.80	602.60	138
Aug24	457.95	457.95	552.55	593.85	136
Sep24	450.20	449.95	545.55	585.10	135
Q2-24	468.75	472.50	574.75	618.50	146
Q3-24	457.25	457.25	552.75	593.75	137
Q4-24	436.50	437.75	534.00	572.00	134
Q1-25	429.75	431.25	522.50	557.25	126
CAL25	421.00	421.25	509.25	541.00	120



Fuel Oil Market News

VLSFO cracks are flat on the day after a fairly stable session of trading, despite the Brent movements. HSFO cracks have slid, with the Apr24 Euro trading last at -\$11.15/bbl – 25 cents off on the day.

HSFO EW is weaker by two dollars as we approach EU market close.

	Rott GOFO	Sing GOFO	R FoGo	S FoGo	Rott Hi5
Apr24	357.65	310.65	-243.00	-160.50	115
May24	343.02	307.31	-239.00	-161.50	104
Jun24	335.97	305.77	-237.25	-163.75	99
Jul24	335.63	306.55	-239.50	-168.25	96
Aug24	337.76	308.48	-243.25	-172.50	95
Sep24	342.64	312.16	-247.25	-177.00	95
Q2-24	345.75	307.89	-239.75	-162.00	106
Q3-24	338.75	310.10	-243.25	-173.50	96
Q4-24	347.00	314.70	-249.50	-180.50	98
Q1-25	335.25	311.89	-242.50	-186.00	93
CAL25	325.50	306.99	-237.25	-187.25	88

FIS Fuel Oil Daily Evening Report

London +44 20 7090 1134 - info@freightinvestor.com | Singapore +65 6535 5189 - info@freightinvestor.asia | Shanghai +86 21 63012568

14 March 2024

TIME SPREADS FUEL

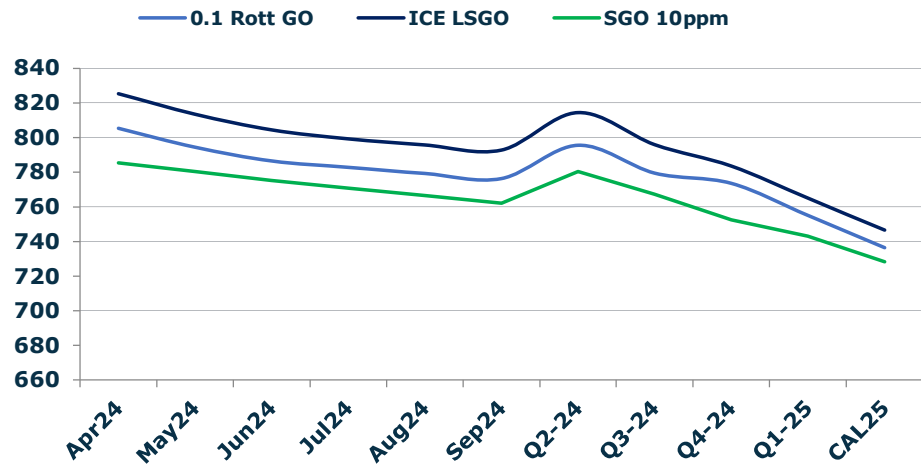
	Barges 3.5	S 380	Rott 0.5%	Sing 0.5%
Apr24/May24	-2.75	1.50	7.75	5.75
May24/Jun24	2.00	3.75	7.50	7.75
Jun24/Jul24	4.75	5.25	7.25	8.75
Jul24/Aug24	5.75	6.25	7.25	8.75
Aug24/Sep24	7.75	8.00	7.00	8.75
Q2-24/Q3-24	11.50	15.25	22.00	24.75
Q3-24/Q4-24	20.75	19.50	18.75	21.75
Q4-24/Q1-25	6.75	6.50	11.50	14.75
CAL25/CAL26	18.00	18.00	17.3	17.75

GASOIL CURVES

	Rott 0.1	SGO 10ppm	ICE GO
Apr24	805.4	785.4	825.4
May24	794.5	780.5	813.5
Jun24	786.4	775.2	804.4
Jul24	782.8	770.7	799.3
Aug24	779.2	766.4	795.7
Sep24	776.3	762.1	792.8
Q2-24	795.5	780.4	814.5
Q3-24	779.5	767.4	796.0
Q4-24	773.5	752.5	783.5
Q1-25	755.0	743.1	765.0
CAL25	736.5	728.2	746.5

EW SPREAD

	EW380	EW0.5%
Apr24	7.00	42.55
May24	2.75	44.55
Jun24	1.00	44.30
Jul24	0.50	42.80
Aug24	0.00	41.30
Sep24	-0.25	39.55
Q2-24	3.75	43.75
Q3-24	0.00	41.00
Q4-24	1.25	38.00
Q1-25	1.50	34.75
CAL25	1.50	31.75



Contact US:

Luke Longhurst

Email: lukel@freightinvestor.com

Mobile: (+44) 7966 968761

Jessie Deng

Email: jessied@freightinvestor.com

Mobile: (+86) 13524516743

Ricky Forman

Email: rickyf@freightinvestor.com

Mobile: (+44) 7868 708719

Jarryd Smith

Email: jarryds@freightinvestor.com

Mobile: (+65) 8798 4987

Sam Twyford

Email: samt@freightinvestor.com

Mobile: (+44) 7729 118643

Archie Smith

Email: archies@freightinvestor.com

Mobile: (+44) 7355 020663

The information provided in this communication is not intended for retail clients. It is general in nature only and does not constitute advice or an offer to sell, or the solicitation of an offer to purchase any swap or other financial instruments, nor constitute any recommendation on our part. The information has been prepared without considering your investment objectives, financial situation, or knowledge and experience. This material is not a research report and is not intended as such. FIS is not responsible for any trading decisions taken based on this communication. Trading swaps and over-the-counter derivatives, exchange-traded derivatives, and options involve substantial risk and are not suitable for all investors. You are advised to perform an independent investigation to determine whether a transaction is suitable for you. No part of this material may be copied or duplicated in any form by any means or redistributed without our prior written consent. Freight Investor Services Ltd (FIS) is authorised and regulated by the Financial Conduct Authority (FRN: 211452) and is a member of the National Futures Association ("NFA"). Freight Investor Services PTE Ltd ('FIS PTE') is a private limited company, incorporated and registered in Singapore with company number 200603922G, and has subsidiary offices in India and Shanghai. Freight Investor Solutions DMCC ('FIS DMCC') is a private limited company, incorporated and registered in Dubai with company number DMCC1225. Further information about FIS including the location of its offices can be found on our website at freightinvestorservices.com