

IN THE NEWS [Bloomberg]

After coming under attack from both environmentalists and investors in the first half of his seven-year tenure at the helm of Exxon Mobil Corp., Darren Woods is on the offensive. A defiant Vladimir Putin said Russia won't be stopped from pursuing its goals after he swept to a record victory in a presidential election whose outcome was pre-determined. Morgan Stanley increased its Brent crude price forecast by \$10 a barrel to \$90 by the third quarter on tightening supply-demand balances, according to a note dated March 18. China's apparent oil demand rose 6.07% in January-February from a year earlier to 14.357 million barrels a day, according to data compiled by Bloomberg.

COMING TODAY (All times London)

10am: Eurozone CPI for February

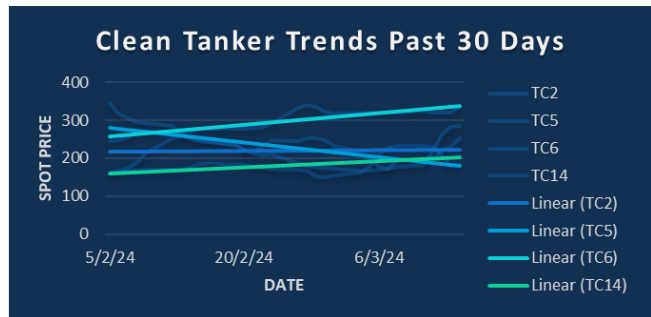
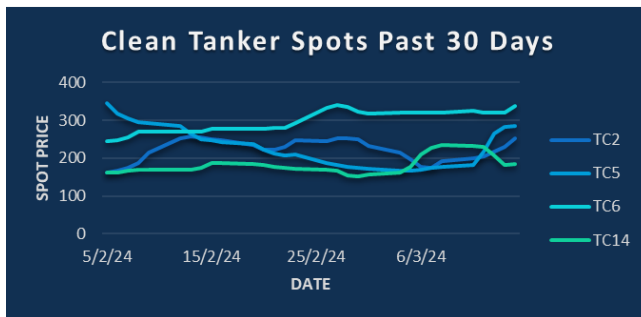
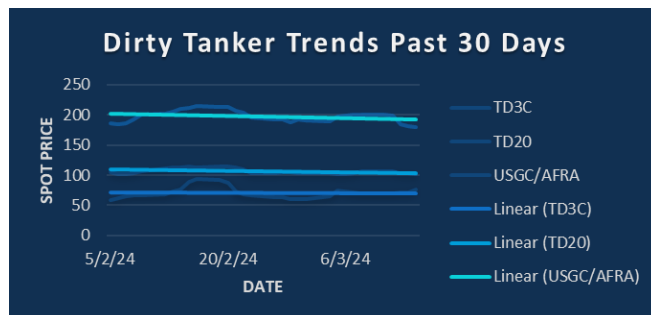
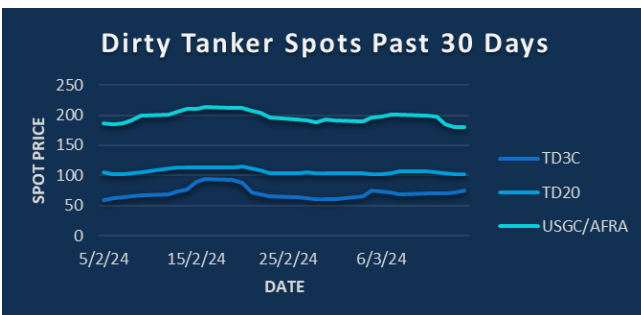
Angola preliminary program for May crude exports due

International Maritime Organization's marine environment protection committee meets in London (through March 22); discussions will include cutting greenhouse gas emissions from ships

CERAWeek starts in Houston (through March 22).

Earnings: Arabian Drilling

Holidays: Mexico; Greece

**CPP TRADE RECAP & COMMENTARY****TC2** April traded ws238. Q2 traded ws220 and Q3 traded ws197.**TC5** Bal mo traded ws300 and ws293. April traded ws255, up to ws259.84, before closing back at ws255. May traded ws233 and Q2 traded ws235. Q4 traded ws196 and Cal 25 traded \$40.25.**TC14** April traded ws203 and ws204, Q2 traded ws190.**BLPG1** April traded \$71 at last done, June traded \$68. Q3 traded \$67. Q4/Q1 traded \$8.**DPP TRADE RECAP & COMMENTARY****TD3C** Bal mo traded ws80.5, March traded ws75. April traded ws74, May traded ws68. June/July traded 2ws, Q2 traded ws68. Q3 traded ws61.5.**TD20** April traded ws111, June traded ws100.**USGC/UKC** Bal mo traded ws177.5, April traded ws182. May traded ws175. Q2 traded ws176 and Q3 traded ws161.5. Q4 traded ws184. Cal 25 traded \$33.3.

TC2	ws	\$/mt	\$/+/-
Balmo	244.50	38.78	+2.66
Mar-24	224.50	35.61	+1.39
Apr-24	237.50	37.67	+1.03
May-24	221.25	35.09	+0.91
Jun-24	200.50	31.80	+0.32
Jul-24	196.75	31.20	+0.91
Aug-24	193.00	30.61	+0.95
Q2(24)	219.75	34.85	+0.75
Q3(24)	197.25	31.28	+1.23
Q4(24)	198.50	31.48	+0.00
Q1(25)		29.25	+0.15
CAL(25)		26.85	+0.05
CAL(26)		25.05	+0.00

TC5	ws	\$/mt	\$/+/-
Balmo	300.00	72.57	+6.05
Mar-24	249.00	60.23	+3.08
Apr-24	250.00	60.48	-2.42
May-24	229.00	55.40	-2.66
Jun-24	217.00	52.49	-2.18
Jul-24	201.50	48.74	-1.69
Aug-24	196.50	47.53	-1.57
Q2(24)	232.00	56.12	-2.42
Q3(24)	202.00	48.86	-0.48
Q4(24)	194.00	46.93	-1.45
Q1(25)		41.10	-0.90
CAL(25)		40.25	+0.00
CAL(26)		37.75	-0.05

TC6	ws	\$/mt	\$/+/-
Balmo	314.75	23.39	+1.84
Mar-24	318.75	23.68	+1.23
Apr-24	267.00	19.84	+1.26
May-24	238.00	17.68	+0.46
Jun-24	227.75	16.92	+0.17
Jul-24	200.75	14.92	+0.24
Aug-24	184.00	13.67	+0.15
Q2(24)	244.25	18.15	+0.63
Q3(24)	188.00	13.97	+0.37
Q4(24)	235.00	17.46	+0.02
Q1(25)		14.00	+0.00
CAL(25)		13.30	+0.00
CAL(26)		13.10	+0.00

TC14	ws	\$/mt	\$/+/-
Balmo	215.00	47.34	-0.22
Mar-24	206.75	45.53	-0.94
Apr-24	206.75	45.53	+1.71
May-24	189.00	41.62	+2.31
Jun-24	174.25	38.37	+0.61
Jul-24	165.00	36.33	+0.33
Aug-24	161.00	35.45	+0.33
Q2(24)	190.00	41.84	+1.54
Q3(24)	154.50	34.02	-0.11
Q4(24)	166.25	36.61	+0.28
Q1(25)		31.35	+0.50
CAL(25)		29.20	+0.20
CAL(26)		27.85	+0.05

Flat Rate	15.86
Spot	251.39
Spot +/-	20.83
Month To Date	208.21

Flat Rate	24.19
Spot	285.63
Spot +/-	2.50
Month To Date	205.23

Flat Rate	7.43
Spot	336.67
Spot +/-	16.11
Month To Date	321.87

Flat Rate	22.02
Spot	183.93
Spot +/-	3.22
Month To Date	199.93

TD3C	ws	\$/mt	\$/+/-
Balmo	80.50	17.50	+2.07
Mar-24	75.00	16.31	+1.03
Apr-24	74.00	16.09	+1.41
May-24	67.00	14.57	+0.43
Jun-24	63.50	13.80	+0.22
Jul-24	62.00	13.48	+0.43
Aug-24	60.25	13.10	+0.27
Q2(24)	68.25	14.84	+0.76
Q3(24)	61.50	13.37	+0.43
Q4(24)	72.25	15.71	+0.49
Q1(25)		14.50	+0.25
CAL(25)		14.00	+0.15
CAL(26)		13.05	+0.10

TD20	ws	\$/mt	\$/+/-
Balmo	106.75	18.32	+0.13
Mar-24	105.00	18.02	-0.04
Apr-24	111.00	19.05	+0.94
May-24	106.00	18.19	+0.86
Jun-24	102.50	17.59	+1.03
Jul-24	96.00	16.47	+0.26
Aug-24	91.00	15.62	+0.17
Q2(24)	106.50	18.28	+0.94
Q3(24)	91.25	15.66	+0.13
Q4(24)	106.25	18.23	+0.13
Q1(25)		16.75	+0.05
CAL(25)		15.60	+0.00
CAL(26)		15.05	+0.00

AFRA	ws	\$/mt	\$/+/-
Balmo	177.25	37.38	-0.79
Mar-24	185.25	39.07	-0.37
Apr-24	184.00	38.81	+1.27
May-24	175.50	37.01	+1.58
Jun-24	171.50	36.17	+1.48
Jul-24	160.00	33.74	+0.63
Aug-24	157.50	33.22	+0.74
Q2(24)	177.00	37.33	+1.42
Q3(24)	161.50	34.06	+1.32
Q4(24)	183.00	38.59	+1.32
Q1(25)		36.35	+0.60
CAL(25)		33.30	+0.65
CAL(26)		31.00	+0.10

BLPG1	\$/mt	\$/+/-
Balmo		
Mar-24	71.50	-1.50
Apr-24	74.50	-3.50
May-24	70.00	-4.75
Jun-24	69.00	-3.25
Jul-24	67.40	-4.35
Aug-24	67.90	-4.10
Q2(24)	71.15	-3.85
Q3(24)	67.90	-4.10
Q4(24)	71.00	-3.00
Q1(25)	63.10	-1.90
CAL(25)	63.00	-1.75
CAL(26)	63.00	-1.75

Flat Rate	21.74
Spot	75.68
Spot +/-	3.73
Month To Date	70.31

Flat Rate	17.16
Spot	101.27
Spot +/-	-1.14
Month To Date	103.46

Flat Rate	21.09
Spot	180.00
Spot +/-	-0.63
Month To Date	192.73

Spot	78.86
Spot +/-	0.86
Month To Date	66.60

The information provided in this communication is not intended for retail clients. It is general in nature only and does not constitute advice or an offer to sell, or the solicitation of an offer to purchase any swap or other financial instruments, nor constitute any recommendation on our part. The information has been prepared without considering your investment objectives, financial situation, or knowledge and experience. This material is not a research report and is not intended as such. FIS is not responsible for any trading decisions taken based on this communication. Trading swaps and over-the-counter derivatives, exchange-traded derivatives, and options involve substantial risk and are not suitable for all investors. You are advised to perform an independent investigation to determine whether a transaction is suitable for you. No part of this material may be copied or duplicated in any form by any means or redistributed without our prior written consent. Freight Investor Services Ltd (FIS) is authorised and regulated by the Financial Conduct Authority (FRN: 211452) and is a member of the National Futures Association ("NFA"). Freight Investor Services PTE Ltd ('FIS PTE') is a private limited company, incorporated and registered in Singapore with company number 200603922G, and has subsidiary offices in India and Shanghai. Freight Investor Solutions DMCC ('FIS DMCC') is a private limited company, incorporated and registered in Dubai with company number DMCC1225. Further information about FIS including the location of its offices can be found on our website at freightinvestorservices.com