

19 April 2024

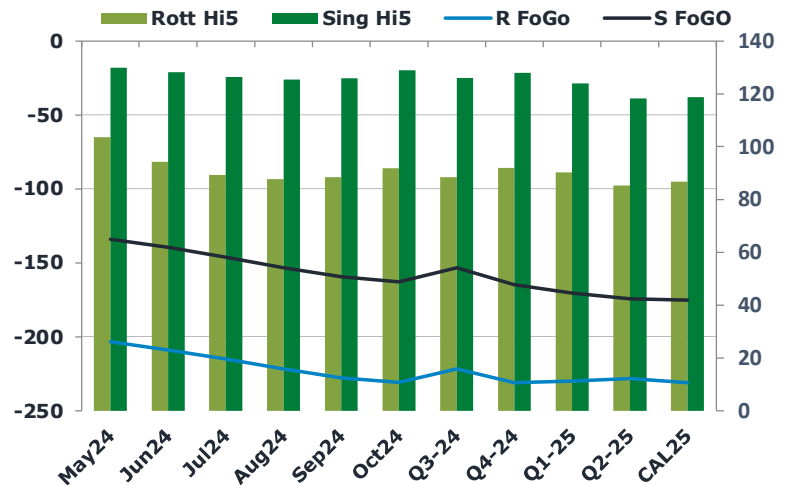
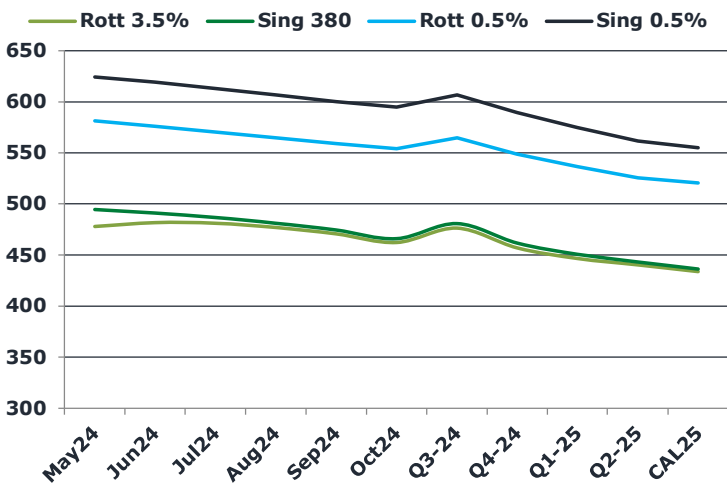
### Oil and Energy Market News

Crude markets are on track for a weekly net loss of around 3%, despite Jun24 Brent crude futures being slightly stronger on the day. We are off, however, from the anomalous intraday high of \$90.75/bbl that was touched very early morning after explosions were reported in Iran. After no real significant damage was reported, the geopolitical risk premium eased and potential supply disruptions from an Iran-Israel conflict seemed less likely.

### Brent

87.30

	Barges 3.5 %	Sing 380cst	Rott 0.5%	Sing 0.5%	Sing Hi5
May24	477.90	494.40	581.45	624.30	130
Jun24	481.65	491.15	575.95	619.30	128
Jul24	481.15	486.65	570.45	613.05	126
Aug24	476.90	481.15	564.70	606.55	125
Sep24	470.65	474.40	559.20	600.30	126
Oct24	462.15	465.90	553.95	594.80	129
Q3-24	476.25	480.75	564.75	606.75	126
Q4-24	457.00	461.50	549.00	589.50	128
Q1-25	446.50	450.75	536.75	574.75	124
Q2-25	440.25	443.25	525.50	561.50	118
CAL25	433.75	436.25	520.50	555.00	119



### Fuel Oil Market News

VLSFO cracks are flat on the day here, marking \$11.84/bbl and \$5.05/bbl in the May24 Sing and Euro, respectively.

May24 HSFO Euro crack was sold off into the European closing window, trading last at -\$11.18/bbl – down 33 cents from yesterday's settlement and just marginally higher than the low of the day.

	Rott GOFO	Sing GOFO	R FoGo	S FoGo	Rott Hi5
May24	306.88	263.88	-203.25	-134.00	104
Jun24	303.13	267.51	-208.75	-139.25	94
Jul24	304.30	272.38	-215.00	-146.00	89
Aug24	309.21	278.62	-221.50	-153.25	88
Sep24	316.32	285.07	-227.75	-159.25	89
Oct24	322.47	291.71	-230.75	-162.75	92
Q3-24	310.00	279.15	-221.50	-153.25	89
Q4-24	323.00	292.81	-231.00	-164.75	92
Q1-25	320.00	294.25	-229.75	-170.25	90
Q2-25	313.25	292.44	-228.00	-174.25	85
CAL25	317.75	293.85	-231.00	-175.00	87

# FIS Fuel Oil Daily Evening Report

London +44 20 7090 1134 - info@freightinvestor.com | Singapore +65 6535 5189 - info@freightinvestor.asia | Shanghai +86 21 63012568

## 19 April 2024

### TIME SPREADS FUEL

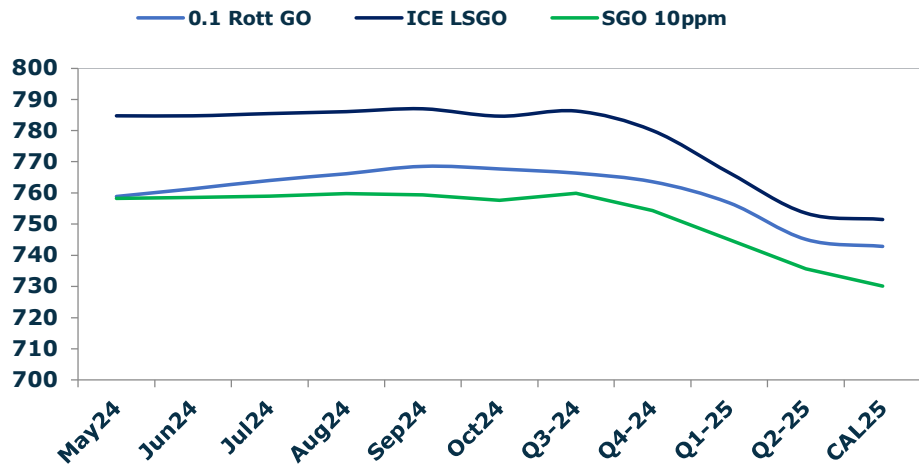
	Barges 3.5	S 380	Rott 0.5%	Sing 0.5%
May24/Jun24	-3.75	3.25	5.50	5.00
Jun24/Jul24	0.50	4.50	5.50	6.25
Jul24/Aug24	4.25	5.50	5.75	6.50
Aug24/Sep24	6.25	6.75	5.50	6.25
Sep24/Oct24	8.50	8.50	5.25	5.50
Q3-24/Q4-24	19.25	19.25	15.75	17.25
Q4-24/Q1-25	10.50	10.75	12.25	14.75
Q1-25/Q2-25	6.25	7.50	11.25	13.25
CAL25/CAL26	23.50	26.00	26.0	31.75

### GASOIL CURVES

	Rott 0.1	SGO 10ppm	ICE GO
May24	758.8	758.3	784.8
Jun24	761.3	758.7	784.8
Jul24	764.0	759.0	785.5
Aug24	766.1	759.8	786.1
Sep24	768.5	759.5	787.0
Oct24	767.6	757.6	784.6
Q3-24	766.3	759.9	786.3
Q4-24	763.5	754.3	780.0
Q1-25	756.8	745.0	766.5
Q2-25	745.0	735.7	753.5
CAL25	742.8	730.1	751.5

### EW SPREAD

	EW380	EW0.5%
May24	16.50	42.85
Jun24	9.50	43.35
Jul24	5.50	42.60
Aug24	4.25	41.85
Sep24	3.75	41.10
Oct24	3.75	40.85
Q3-24	4.50	42.00
Q4-24	4.50	40.50
Q1-25	4.25	38.00
Q2-25	3.00	36.00
CAL25	3.00	34.50



### Contact US:

**Luke Longhurst**

Email: lukel@freightinvestor.com

Mobile: (+44) 7966 968761

**Jessie Deng**

Email: jessied@freightinvestor.com

Mobile: (+86) 13524516743

**Ricky Forman**

Email: rickyf@freightinvestor.com

Mobile: (+44) 7868 708719

**Jarryd Smith**

Email: jarryds@freightinvestor.com

Mobile: (+65) 8798 4987

**Sam Twyford**

Email: samt@freightinvestor.com

Mobile: (+44) 7729 118643

**Archie Smith**

Email: archies@freightinvestor.com

Mobile: (+44) 7355 020663

The information provided in this communication is not intended for retail clients. It is general in nature only and does not constitute advice or an offer to sell, or the solicitation of an offer to purchase any swap or other financial instruments, nor constitute any recommendation on our part. The information has been prepared without considering your investment objectives, financial situation, or knowledge and experience. This material is not a research report and is not intended as such. FIS is not responsible for any trading decisions taken based on this communication. Trading swaps and over-the-counter derivatives, exchange-traded derivatives, and options involve substantial risk and are not suitable for all investors. You are advised to perform an independent investigation to determine whether a transaction is suitable for you. No part of this material may be copied or duplicated in any form by any means or redistributed without our prior written consent. Freight Investor Services Ltd (FIS) is authorised and regulated by the Financial Conduct Authority (FRN: 211452) and is a member of the National Futures Association ("NFA"). Freight Investor Services PTE Ltd ('FIS PTE') is a private limited company, incorporated and registered in Singapore with company number 200603922G, and has subsidiary offices in India and Shanghai. Freight Investor Solutions DMCC ('FIS DMCC') is a private limited company, incorporated and registered in Dubai with company number DMCC1225. Further information about FIS including the location of its offices can be found on our website at freightinvestorservices.com