



Fuel Oil Daily Evening Report

London +44 20 7090 1134 - info@freightinvestor.com | Singapore +65 6535 5189 - info@freightinvestor.asia | Shanghai +86 21 63012568

29 April 2024

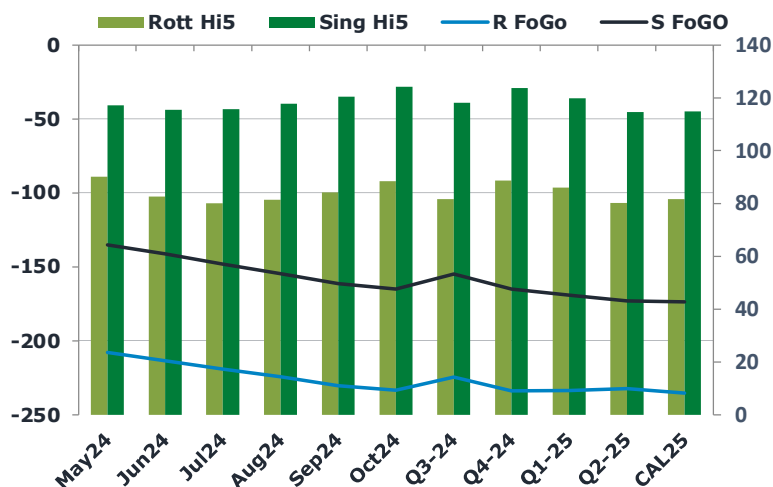
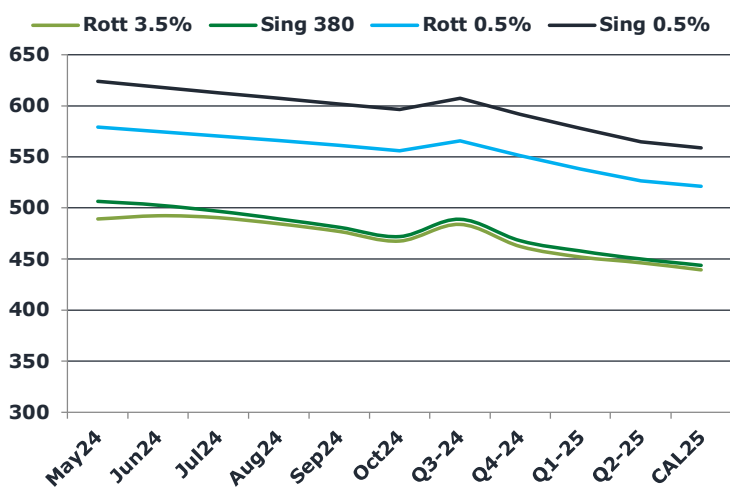
Oil and Energy Market News

Crude markets stay in the red during the European afternoon as ongoing Israel-Hamas ceasefire talks ease the war risk premium on oil prices. Adding downward pressure on prices, also, is a weaker global oil demand outlook ahead of the US Fed meeting scheduled for Wednesday.

Brent

87.44

	Barges 3.5 %	Sing 380cst	Rott 0.5%	Sing 0.5%	Sing Hi5
May24	489.05	506.55	579.20	623.65	117
Jun24	492.30	502.80	574.95	618.15	115
Jul24	490.30	496.80	570.45	612.40	116
Aug24	484.55	489.30	565.95	606.90	118
Sep24	477.05	481.05	561.20	601.40	120
Oct24	467.55	472.05	555.95	596.15	124
Q3-24	484.00	489.00	565.75	607.00	118
Q4-24	462.25	467.75	551.00	591.25	124
Q1-25	452.00	457.75	538.00	577.50	120
Q2-25	446.25	450.00	526.50	564.50	115
CAL25	439.50	443.75	521.25	558.50	115



Fuel Oil Market News

The VLSFO market structure softened today, with cracks and spreads off in the front end. May24 Sing 0.5% crack traded last at \$10.75/bbl – 34 cents off on the day. The May24/Jun24 spread is off 75 cents from Friday's settlement.

	Rott GOFO	Sing GOFO	R FoGo	S FoGo	Rott Hi5
May24	297.89	252.14	-207.75	-135.00	90
Jun24	296.19	256.64	-213.50	-141.25	83
Jul24	299.06	263.53	-219.00	-148.00	80
Aug24	305.73	272.22	-224.25	-154.50	81
Sep24	314.43	281.59	-230.25	-161.25	84
Oct24	321.77	289.03	-233.25	-165.00	88
Q3-24	306.25	272.76	-224.50	-154.75	82
Q4-24	322.50	288.43	-233.75	-165.00	89
Q1-25	319.50	289.11	-233.50	-169.25	86
Q2-25	312.50	287.55	-232.25	-173.00	80
CAL25	317.00	288.21	-235.25	-173.50	82

FIS Fuel Oil Daily Evening Report

London +44 20 7090 1134 - info@freightinvestor.com | Singapore +65 6535 5189 - info@freightinvestor.asia | Shanghai +86 21 63012568

29 April 2024

TIME SPREADS FUEL

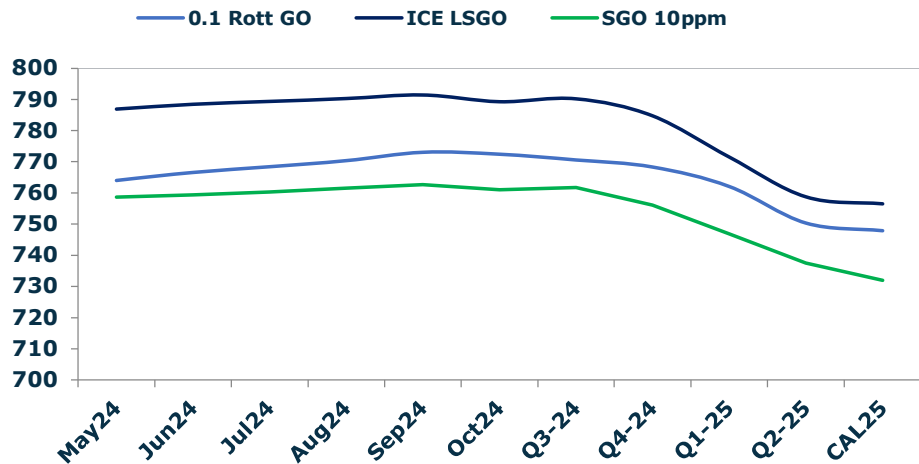
	Barges 3.5	S 380	Rott 0.5%	Sing 0.5%
May24/Jun24	-3.25	3.75	4.25	5.50
Jun24/Jul24	2.00	6.00	4.50	5.75
Jul24/Aug24	5.75	7.50	4.50	5.50
Aug24/Sep24	7.50	8.25	4.75	5.50
Sep24/Oct24	9.50	9.00	5.25	5.25
Q3-24/Q4-24	21.75	21.25	14.75	15.75
Q4-24/Q1-25	10.25	10.00	13.00	13.75
Q1-25/Q2-25	5.75	7.75	11.50	13.00
CAL25/CAL26	23.00	23.50	19.8	22.25

GASOIL CURVES

	Rott 0.1	SGO 10ppm	ICE GO
May24	763.9	758.7	786.9
Jun24	766.5	759.4	788.5
Jul24	768.4	760.3	789.4
Aug24	770.3	761.5	790.3
Sep24	773.0	762.6	791.5
Oct24	772.3	761.1	789.3
Q3-24	770.5	761.8	790.3
Q4-24	768.3	756.2	784.8
Q1-25	762.0	746.9	771.5
Q2-25	750.3	737.6	758.8
CAL25	747.8	732.0	756.5

EW SPREAD

	EW380	EW0.5%
May24	17.50	44.45
Jun24	10.50	43.20
Jul24	6.50	41.95
Aug24	4.75	40.95
Sep24	4.00	40.20
Oct24	4.50	40.20
Q3-24	5.00	41.25
Q4-24	5.50	40.25
Q1-25	5.75	39.50
Q2-25	3.75	38.00
CAL25	3.50	37.25



Contact US:

Luke Longhurst

Email: lukel@freightinvestor.com

Mobile: (+44) 7966 968761

Jessie Deng

Email: jessied@freightinvestor.com

Mobile: (+86) 13524516743

Ricky Forman

Email: rickyf@freightinvestor.com

Mobile: (+44) 7868 708719

Jarryd Smith

Email: jarryds@freightinvestor.com

Mobile: (+65) 8798 4987

Sam Twyford

Email: samt@freightinvestor.com

Mobile: (+44) 7729 118643

Archie Smith

Email: archies@freightinvestor.com

Mobile: (+44) 7355 020663

The information provided in this communication is not intended for retail clients. It is general in nature only and does not constitute advice or an offer to sell, or the solicitation of an offer to purchase any swap or other financial instruments, nor constitute any recommendation on our part. The information has been prepared without considering your investment objectives, financial situation, or knowledge and experience. This material is not a research report and is not intended as such. FIS is not responsible for any trading decisions taken based on this communication. Trading swaps and over-the-counter derivatives, exchange-traded derivatives, and options involve substantial risk and are not suitable for all investors. You are advised to perform an independent investigation to determine whether a transaction is suitable for you. No part of this material may be copied or duplicated in any form by any means or redistributed without our prior written consent. Freight Investor Services Ltd (FIS) is authorised and regulated by the Financial Conduct Authority (FRN: 211452) and is a member of the National Futures Association ("NFA"). Freight Investor Services PTE Ltd ('FIS PTE') is a private limited company, incorporated and registered in Singapore with company number 200603922G, and has subsidiary offices in India and Shanghai. Freight Investor Solutions DMCC ('FIS DMCC') is a private limited company, incorporated and registered in Dubai with company number DMCC1225. Further information about FIS including the location of its offices can be found on our website at freightinvestorservices.com