

FIS CONTAINER FFA REPORT

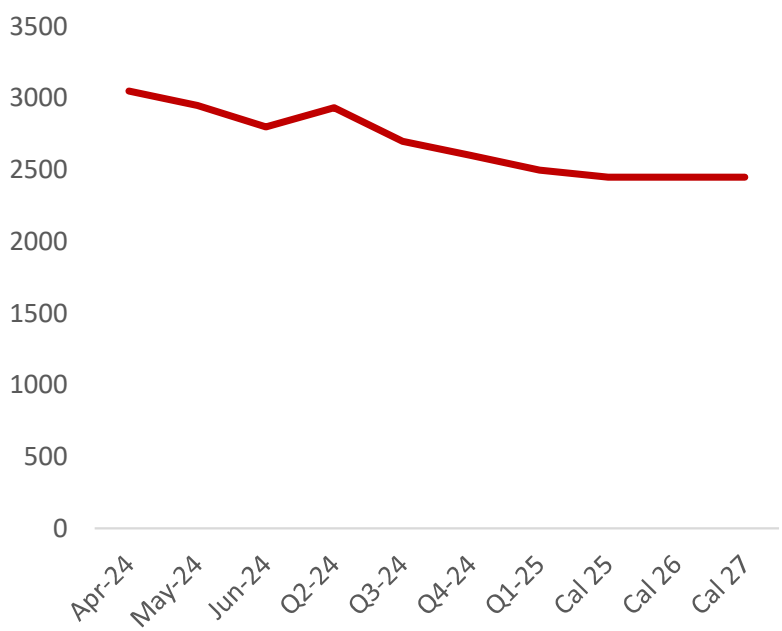
info@freightinvestor.com | freightinvestorservices.com | (+44) 2070901120

24/04/2024

FBX01 spot has risen from \$3,027 to \$3,110. The forward curve has remained level for FBX01. FBX02 spot price has dropped just \$9 in the last week from \$336 to \$327. Again, the forward curve has remained level over the last week. FBX03 has dropped \$160 from \$4575 to \$4415 spot with the forward curve levels remaining the same as a week ago. FBX11 has risen \$79 from \$3289 to \$3368 spot. Again, the forward curve prices have remained level. FBX12 has also risen slightly from \$656 to \$750

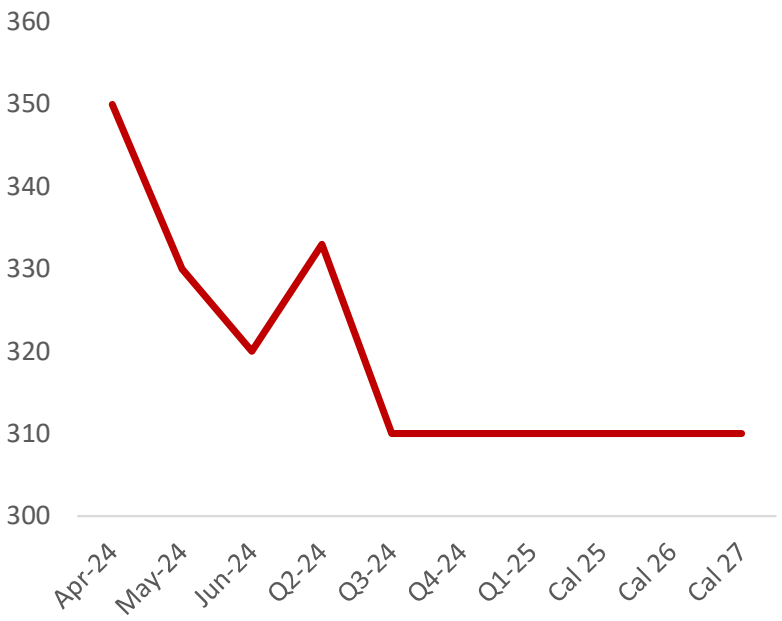
FBX01 - China/East Asia to North America West Coast (\$/FEU)

Period	Bid	Offer	Value
Apr-24	2974	3126	3050
May-24	2876	3024	2950
Jun-24	2730	2870	2800
Q2-24	2860	3006	2933
Q3-24	2633	2768	2700
Q4-24	2535	2665	2600
Q1-25	2438	2563	2500
Cal 25	2389	2511	2450
Cal 26	2389	2511	2450
Cal 27	2389	2511	2450
Spot	3110		
MTD	3149		
YTD	3853		



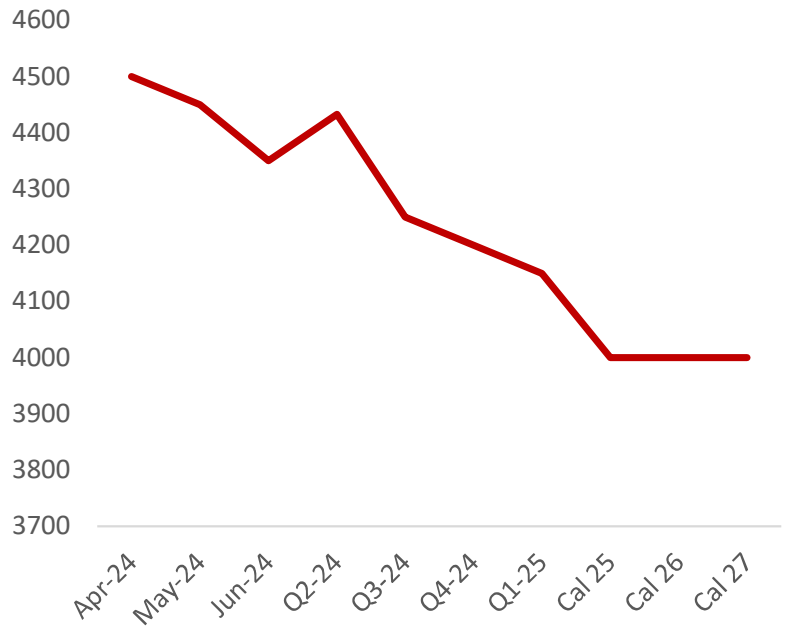
FBX02 - North America West Coast to China/East Asia

Period	Bid	Offer	Value
Apr-24	341	359	350
May-24	322	338	330
Jun-24	312	328	320
Q2-24	325	341	333
Q3-24	302	318	310
Q4-24	302	318	310
Q1-25	302	318	310
Cal 25	302	318	310
Cal 26	302	318	310
Cal 27	302	318	310
Spot	327		
MTD	390		
YTD	389		



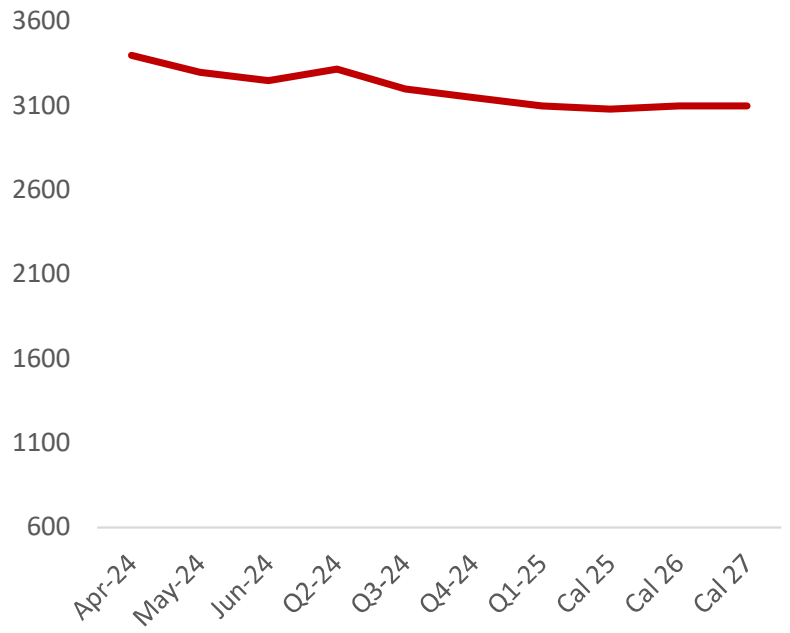
FBX03 - China/East Asia to North America East Coast (\$/FEU)

Period	Bid	Offer	Value
Apr-24	4388	4613	4500
May-24	4339	4561	4450
Jun-24	4241	4459	4350
Q2-24	4322	4544	4433
Q3-24	4144	4356	4250
Q4-24	4095	4305	4200
Q1-25	4046	4254	4150
Cal 25	3900	4100	4000
Cal 26	3900	4100	4000
Cal 27	3900	4100	4000
Spot	4415		
MTD	4307		
YTD	5511		



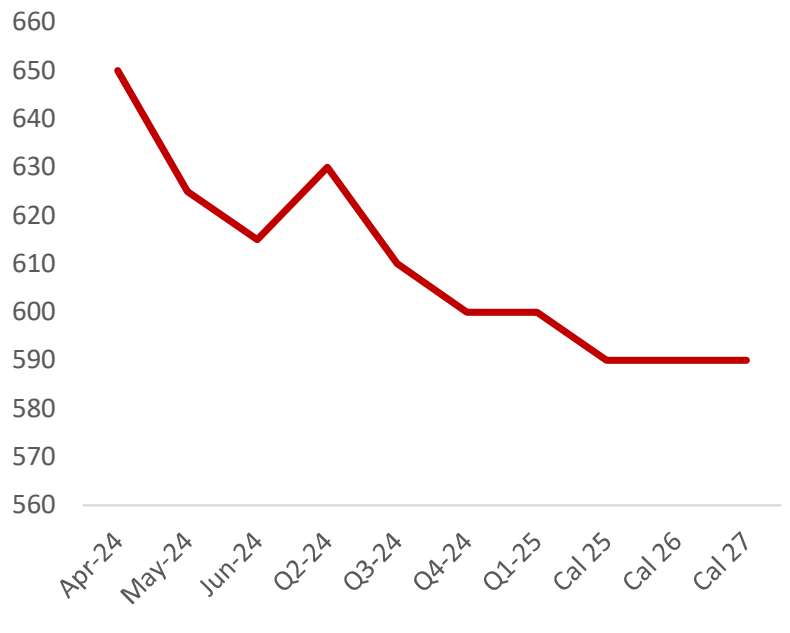
FBX11 China/East Asia to North Europe (\$/FEU)

Period	Bid	Offer	Value
Apr-24	3315	3485	3400
May-24	3218	3383	3300
Jun-24	3169	3331	3250
Q2-24	3234	3400	3317
Q3-24	3120	3280	3200
Q4-24	3071	3229	3150
Q1-25	3023	3178	3100
Cal 25	3003	3157	3080
Cal 26	3023	3178	3100
Cal 27	3023	3178	3100
Spot	3368		
MTD	3385		
YTD	4270		



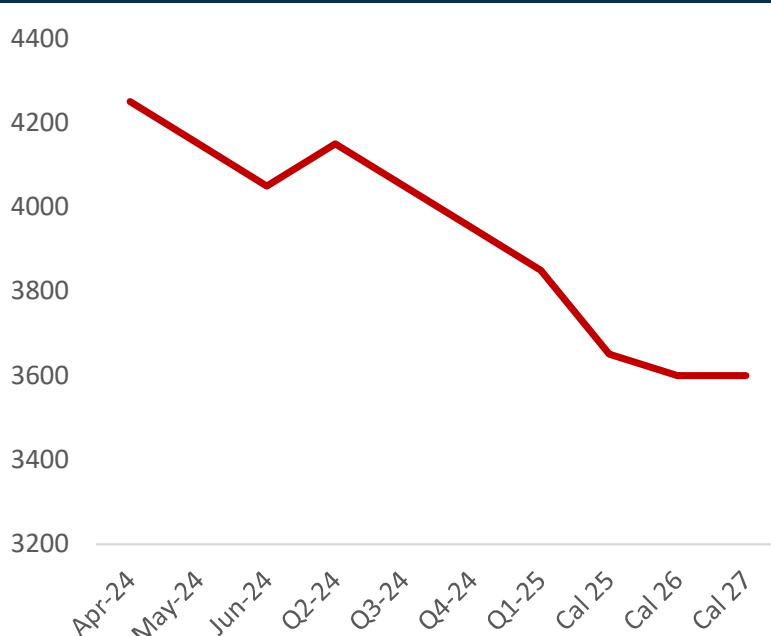
FBX12 - North Europe to China/East Asia (\$/FEU)

Period	Bid	Offer	Value
Apr-24	634	666	650
May-24	609	641	625
Jun-24	600	630	615
Q2-24	614	646	630
Q3-24	595	625	610
Q4-24	585	615	600
Q1-25	585	615	600
Cal 25	575	605	590
Cal 26	575	605	590
Cal 27	575	605	590
Spot	750		
MTD	768		
YTD	903		



FBX13 - China/East Asia to the Mediterranean (\$/FEU)

Period	Bid	Offer	Value
Apr-24	4144	4356	4250
May-24	4046	4254	4150
Jun-24	3949	4151	4050
Q2-24	4046	4254	4150
Q3-24	3949	4151	4050
Q4-24	3851	4049	3950
Q1-25	3754	3946	3850
Cal 25	3559	3741	3650
Cal 26	3510	3690	3600
Cal 27	3510	3690	3600
Spot	4265		
MTD	4359		
YTD	5198		



Written by Kieran Walsh

KieranW@freightinvestor.com

t: +44 (0) 204 519 2856

m: +44 (0) 7749701509

The information provided in this communication is not intended for retail clients. It is general in nature only and does not constitute advice or an offer to sell, or the solicitation of an offer to purchase any swap or other financial instruments, nor constitute any recommendation on our part. The information has been prepared without considering your investment objectives, financial situation, or knowledge and experience. This material is not a research report and is not intended as such. FIS is not responsible for any trading decisions taken based on this communication. Trading swaps and over-the-counter derivatives, exchange-traded derivatives, and options involve substantial risk and are not suitable for all investors. You are advised to perform an independent investigation to determine whether a transaction is suitable for you. No part of this material may be copied or duplicated in any form by any means or redistributed without our prior written consent. Freight Investor Services Ltd (FIS) is authorised and regulated by the Financial Conduct Authority (FRN: 211452) and is a member of the National Futures Association ("NFA"). Freight Investor Services PTE Ltd ('FIS PTE') is a private limited company, incorporated and registered in Singapore with company number 200603922G, and has subsidiary offices in India and Shanghai. Freight Investor Solutions DMCC ('FIS DMCC') is a private limited company, incorporated and registered in Dubai with company number DMCC1225. Further information about FIS including the location of its offices can be found on our website