

IN THE NEWS [Bloomberg]

(Bloomberg) - Legislation pushing Joe Biden to ratchet up sanctions on Iranian crude oil is on track to become law as soon as this week. But don't expect the president to fully use his new powers any time soon. In futures markets, oil steadied after a modest loss as traders weighed the next steps between Israel and Iran amid signs of easing hostilities following a tit-for-tat exchange of attacks last week. Prices: Brent for June settlement rose 0.5% to \$87.45 a barrel by 6 a.m. in London. WTI for June delivery gained 0.5% to \$82.35 a barrel.

IN THE NEWS
Wildfires erupted across Canada's main oil producing province of Alberta and an evacuation order was issued as the region braces for a repeat of last year's unprecedented season.

Oil exports from Kurdistan to Turkey through a pipeline that's been shut for more than a year will take longer to resume, an Iraqi government spokesman said. Saudi Aramco started talks to buy a 10% stake in China's Hengli Petrochemical Ltd. as it looks to secure a long-term market for its oil. **COMING TODAY**

World Energy Congress, Rotterdam (through April 25).

Flame conference, Amsterdam (through April 25).

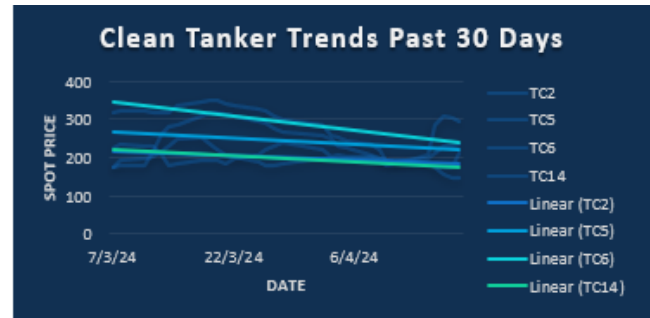
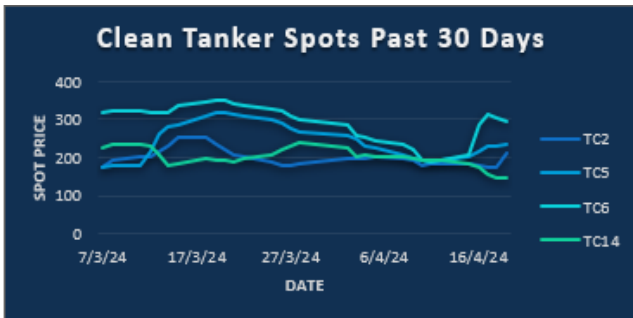
African Refiners & Distributors Association conference in Cape Town (through April 26).

Namibia International Energy Conference, Windhoek (through April 25)

Eurozone PMIs for April. 10am Brussels time

S&P Global US PMIs for April

API weekly report on US oil inventories



CPP TRADE RECAP & COMMENTARY

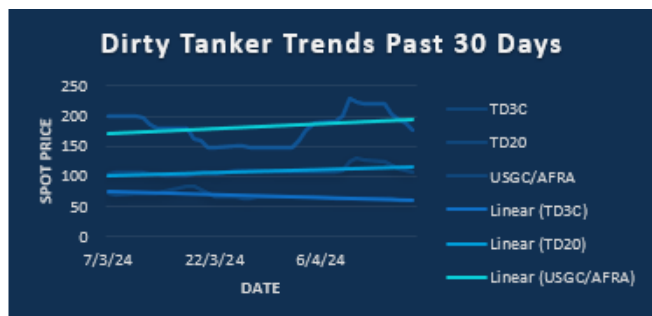
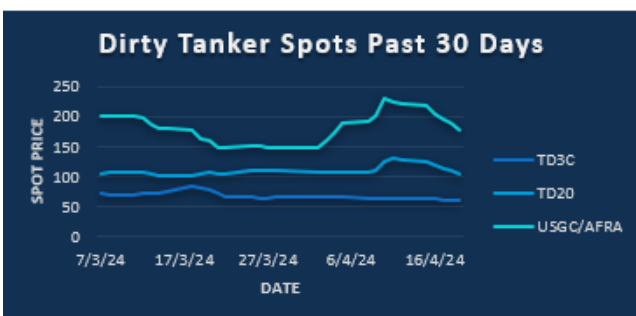
TC2 May traded ws195 and ws190, June traded ws190. Q4 traded ws191 and ws190.

TC5 May traded ws220 at last done, Q3 traded ws205 & 2H traded ws200.

TC6 May traded ws240 and ws235.

TC14 May traded ws166, June traded ws162, Cal 25 traded \$29.75.

BLPG1 TC17 May traded ws305.



DPP TRADE RECAP & COMMENTARY

TD3C Bal mo traded ws61, May traded ws59 in size, June traded ws59.25. Aug traded ws57 & Q3 traded ws57.5, Q4 traded ws70.

TD20 May traded ws102, June traded w100, Aug traded ws92. Q3 traded ws108 and Q4 traded ws108.

USGC/UKC May traded ws180, off to ws176 and June traded ws175. July traded ws166 & Q3 traded ws164.

TC2	ws	\$/mt	\$/+/-
Balmo	189.25	30.02	-2.82
Apr-24	187.50	29.74	-2.30
May-24	190.00	30.13	-4.76
Jun-24	189.00	29.98	-2.54
Jul-24	182.50	28.94	-3.21
Aug-24	180.00	28.55	-2.78
Sep-24	185.00	29.34	-2.22
Q2(24)	188.75	29.94	-3.21
Q3(24)	182.50	28.94	-2.74
Q4(24)	190.00	30.13	-1.67
Q1(25)		30.20	-0.05
CAL(25)		28.25	-0.10
CAL(26)		26.30	-0.05

TC5	ws	\$/mt	\$/+/-
Balmo	232.25	56.18	+6.59
Apr-24	223.00	53.94	+3.08
May-24	225.00	54.43	-0.24
Jun-24	214.00	51.77	-0.73
Jul-24	210.00	50.80	-1.09
Aug-24	204.00	49.35	-2.18
Sep-24	201.00	48.62	-2.90
Q2(24)	220.75	53.40	+0.85
Q3(24)	205.00	49.59	-2.06
Q4(24)	195.00	47.17	-3.02
Q1(25)		45.60	-0.40
CAL(25)		42.00	+0.00
CAL(26)		38.40	+0.10

TC6	ws	\$/mt	\$/+/-
Balmo	253.25	18.82	+2.23
Apr-24	250.00	18.58	+1.63
May-24	235.00	17.46	-0.37
Jun-24	229.00	17.01	+0.06
Jul-24	225.50	16.75	+1.26
Aug-24	185.50	13.78	+0.41
Sep-24	195.00	14.49	+0.67
Q2(24)	238.00	17.68	+0.45
Q3(24)	202.00	15.01	+0.78
Q4(24)	252.50	18.76	+0.06
Q1(25)		15.50	+0.30
CAL(25)		14.50	+0.10
CAL(26)		13.50	+0.05

TC14	ws	\$/mt	\$/+/-
Balmo	165.00	36.33	-8.59
Apr-24	179.50	39.53	-5.34
May-24	165.00	36.33	-8.15
Jun-24	162.00	35.67	-2.81
Jul-24	158.00	34.79	-3.30
Aug-24	154.50	34.02	-2.92
Sep-24	164.50	36.22	-1.21
Q2(24)	169.25	37.27	-5.34
Q3(24)	159.00	35.01	-2.48
Q4(24)	166.50	36.66	-2.26
Q1(25)		31.40	-0.50
CAL(25)		29.75	-0.25
CAL(26)		28.00	-0.05

Flat Rate	15.86
Spot	178.61
Spot +/-	-0.56
Month To Date	188.89

Flat Rate	24.19
Spot	234.69
Spot +/-	1.56
Month To Date	219.13

Flat Rate	7.43
Spot	251.11
Spot +/-	-45.00
Month To Date	248.71

Flat Rate	22.02
Spot	148.93
Spot +/-	0.36
Month To Date	185.12

TD3C	ws	\$/mt	\$/+/-
Balmo	59.25	12.88	-1.58
Apr-24	61.75	13.42	-0.82
May-24	59.00	12.83	-2.07
Jun-24	59.00	12.83	-1.20
Jul-24	57.00	12.39	-1.52
Aug-24	57.00	12.39	-0.98
Sep-24	58.50	12.72	-1.20
Q2(24)	60.00	13.04	-1.36
Q3(24)	57.50	12.50	-1.25
Q4(24)	70.00	15.22	-0.82
Q1(25)		14.80	-0.40
CAL(25)		13.95	-0.55
CAL(26)		13.10	-0.35

TD20	ws	\$/mt	\$/+/-
Balmo	106.50	18.28	-2.83
Apr-24	111.25	19.09	-1.33
May-24	102.00	17.50	-2.23
Jun-24	100.00	17.16	-1.03
Jul-24	95.00	16.30	-0.98
Aug-24	92.00	15.79	-0.99
Sep-24	92.00	15.79	-0.60
Q2(24)	104.50	17.93	-1.50
Q3(24)	93.00	15.96	-0.86
Q4(24)	108.00	18.53	-1.03
Q1(25)		17.35	-0.20
CAL(25)		16.10	-0.25
CAL(26)		15.25	-0.20

AFRA	ws	\$/mt	\$/+/-
Balmo	182.00	38.38	-6.96
Apr-24	189.25	39.91	-3.43
May-24	178.00	37.54	-3.59
Jun-24	175.00	36.91	-1.85
Jul-24	166.00	35.01	-2.64
Aug-24	160.00	33.74	-1.95
Sep-24	166.00	35.01	-1.42
Q2(24)	180.75	38.12	-2.95
Q3(24)	164.00	34.59	-2.00
Q4(24)	184.50	38.91	-1.27
Q1(25)		37.35	-0.20
CAL(25)		34.25	-0.50
CAL(26)		32.45	+0.10

BLPG1	\$/mt	\$/+/-
Balmo		
Apr-24	64.65	-1.75
May-24	64.60	-0.85
Jun-24	64.50	-1.80
Jul-24	64.00	-3.75
Aug-24	65.00	-4.30
Sep-24	66.00	-0.25
Q2(24)	64.50	-1.55
Q3(24)	65.00	-2.75
Q4(24)	69.75	+7.25
Q1(25)	61.50	+1.50
CAL(25)	61.70	-1.05
CAL(26)	61.65	-1.00

Flat Rate	21.74
Spot	59.00
Spot +/-	-0.35
Month To Date	62.77

Flat Rate	17.16
Spot	103.17
Spot +/-	-2.11
Month To Date	113.00

Flat Rate	21.09
Spot	172.22
Spot +/-	-4.72
Month To Date	192.94

Spot	64.00
Spot +/-	-1.00
Month To Date	64.50

The information provided in this communication is not intended for retail clients. It is general in nature only and does not constitute advice or an offer to sell, or the solicitation of an offer to purchase any swap or other financial instruments, nor constitute any recommendation on our part. The information has been prepared without considering your investment objectives, financial situation, or knowledge and experience. This material is not a research report and is not intended as such. FIS is not responsible for any trading decisions taken based on this communication. Trading swaps and over-the-counter derivatives, exchange-traded derivatives, and options involve substantial risk and are not suitable for all investors. You are advised to perform an independent investigation to determine whether a transaction is suitable for you. No part of this material may be copied or duplicated in any form by any means or redistributed without our prior written consent. Freight Investor Services Ltd (FIS) is authorised and regulated by the Financial Conduct Authority (FRN: 211452) and is a member of the National Futures Association ("NFA"). Freight Investor Services PTE Ltd ('FIS PTE') is a private limited company, incorporated and registered in Singapore with company number 200603922G, and has subsidiary offices in India and Shanghai. Freight Investor Solutions DMCC ('FIS DMCC') is a private limited company, incorporated and registered in Dubai with company number DMCC1225. Further information about FIS including the location of its offices can be found on our website at freightinvestorservices.com