



# Fuel Oil Daily Evening Report

London +44 20 7090 1134 - info@freightinvestor.com | Singapore +65 6535 5189 - info@freightinvestor.asia | Shanghai +86 21 63012568

31 May 2024

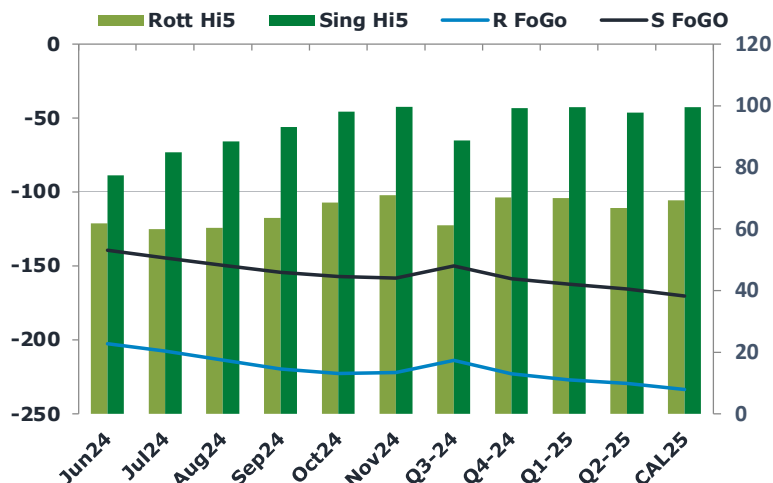
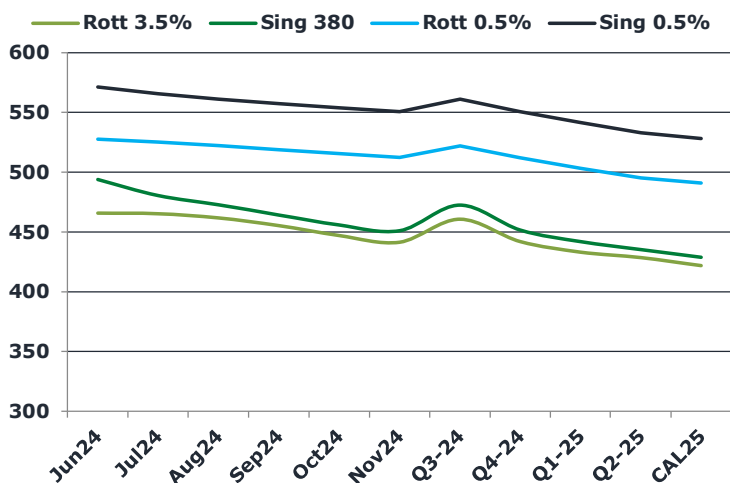
## Oil and Energy Market News

Crude is edging down both on the day and on the week here, with Aug24 Brent futures down 1.2% on the day, as the market focuses on the OPEC+ meeting June 2. Downside pressure comes from added pessimism over near-term Fed rate cuts and EIA data showing weaker product demand.

## Brent

80.91

	Barges 3.5 %	Sing 380cst	Rott 0.5%	Sing 0.5%	Sing Hi5
Jun24	465.80	493.80	527.70	571.20	77
Jul24	465.30	480.55	525.20	565.45	85
Aug24	461.80	472.80	522.20	561.20	88
Sep24	455.30	464.30	518.95	557.45	93
Oct24	447.05	455.80	515.70	553.95	98
Nov24	441.55	451.05	512.45	550.70	100
Q3-24	460.75	472.50	522.00	561.25	89
Q4-24	442.00	451.50	512.25	550.75	99
Q1-25	433.25	442.00	503.25	541.50	100
Q2-25	428.50	435.25	495.25	533.00	98
CAL25	421.75	428.75	491.00	528.25	100



## Fuel Oil Market News

HSFO rallied into the European market close, with front Rotterdam 3.5% crack trading last at -\$7.65/bbl – 25 cents higher on the day.

Sing 380cst time spreads are all a tick higher in the front.

	Rott GOFO	Sing GOFO	R FoGo	S FoGo	Rott Hi5
Jun24	264.28	216.78	-202.50	-139.50	62
Jul24	267.44	229.73	-207.50	-144.75	60
Aug24	273.99	238.22	-213.50	-149.75	60
Sep24	283.45	247.54	-219.75	-154.50	64
Oct24	291.34	255.45	-222.75	-157.25	69
Nov24	292.94	258.26	-222.00	-158.50	71
Q3-24	275.00	238.98	-213.75	-150.25	61
Q4-24	293.25	258.11	-223.00	-158.75	70
Q1-25	297.00	262.03	-227.00	-162.50	70
Q2-25	296.00	263.19	-229.25	-165.50	67
CAL25	302.75	269.69	-233.50	-170.25	69

# FIS Fuel Oil Daily Evening Report

London +44 20 7090 1134 - info@freightinvestor.com | Singapore +65 6535 5189 - info@freightinvestor.asia | Shanghai +86 21 63012568

## 31 May 2024

### TIME SPREADS FUEL

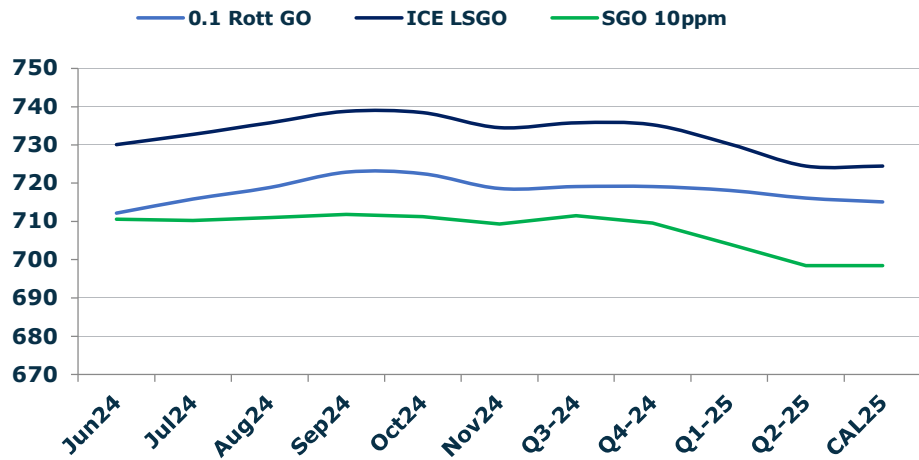
	Barges 3.5	S 380	Rott 0.5%	Sing 0.5%
Jun24/Jul24	0.50	13.25	2.50	5.75
Jul24/Aug24	3.50	7.75	3.00	4.25
Aug24/Sep24	6.50	8.50	3.25	3.75
Sep24/Oct24	8.25	8.50	3.25	3.50
Oct24/Nov24	5.50	4.75	3.25	3.25
Q3-24/Q4-24	18.75	21.00	9.75	10.50
Q4-24/Q1-25	8.75	9.50	9.00	9.25
Q1-25/Q2-25	4.75	6.75	8.00	8.50
CAL25/CAL26	22.00	23.00	17.3	20.50

### GASOIL CURVES

	Rott 0.1	SGO 10ppm	ICE GO
Jun24	712.1	710.6	730.1
Jul24	715.7	710.3	732.7
Aug24	718.8	711.0	735.8
Sep24	722.8	711.8	738.8
Oct24	722.4	711.2	738.4
Nov24	718.5	709.3	734.5
Q3-24	719.0	711.5	735.8
Q4-24	719.0	709.6	735.3
Q1-25	718.0	704.0	730.3
Q2-25	716.0	698.4	724.5
CAL25	715.0	698.4	724.5

### EW SPREAD

	EW380	EW0.5%
Jun24	28.00	43.50
Jul24	15.25	40.25
Aug24	11.00	39.00
Sep24	9.00	38.50
Oct24	8.75	38.25
Nov24	9.50	38.25
Q3-24	11.75	39.25
Q4-24	9.50	38.50
Q1-25	8.75	38.25
Q2-25	6.75	37.75
CAL25	5.50	37.25



### Contact US:

**Luke Longhurst**

Email: lukel@freightinvestor.com

Mobile: (+44) 7966 968761

**Jessie Deng**

Email: jessied@freightinvestor.com

Mobile: (+86) 13524516743

**Ricky Forman**

Email: rickyf@freightinvestor.com

Mobile: (+44) 7868 708719

**Jarryd Smith**

Email: jarryds@freightinvestor.com

Mobile: (+65) 8798 4987

**Sam Twyford**

Email: samt@freightinvestor.com

Mobile: (+44) 7729 118643

**Archie Smith**

Email: archies@freightinvestor.com

Mobile: (+44) 7355 020663

The information provided in this communication is not intended for retail clients. It is general in nature only and does not constitute advice or an offer to sell, or the solicitation of an offer to purchase any swap or other financial instruments, nor constitute any recommendation on our part. The information has been prepared without considering your investment objectives, financial situation, or knowledge and experience. This material is not a research report and is not intended as such. FIS is not responsible for any trading decisions taken based on this communication. Trading swaps and over-the-counter derivatives, exchange-traded derivatives, and options involve substantial risk and are not suitable for all investors. You are advised to perform an independent investigation to determine whether a transaction is suitable for you. No part of this material may be copied or duplicated in any form by any means or redistributed without our prior written consent. Freight Investor Services Ltd (FIS) is authorised and regulated by the Financial Conduct Authority (FRN: 211452) and is a member of the National Futures Association ("NFA"). Freight Investor Services PTE Ltd ('FIS PTE') is a private limited company, incorporated and registered in Singapore with company number 200603922G, and has subsidiary offices in India and Shanghai. Freight Investor Solutions DMCC ('FIS DMCC') is a private limited company, incorporated and registered in Dubai with company number DMCC1225. Further information about FIS including the location of its offices can be found on our website at freightinvestorservices.com