



Fuel Oil Daily Evening Report

London +44 20 7090 1134 - info@freightinvestor.com | Singapore +65 6535 5189 - info@freightinvestor.asia | Shanghai +86 21 63012568

13 June 2024

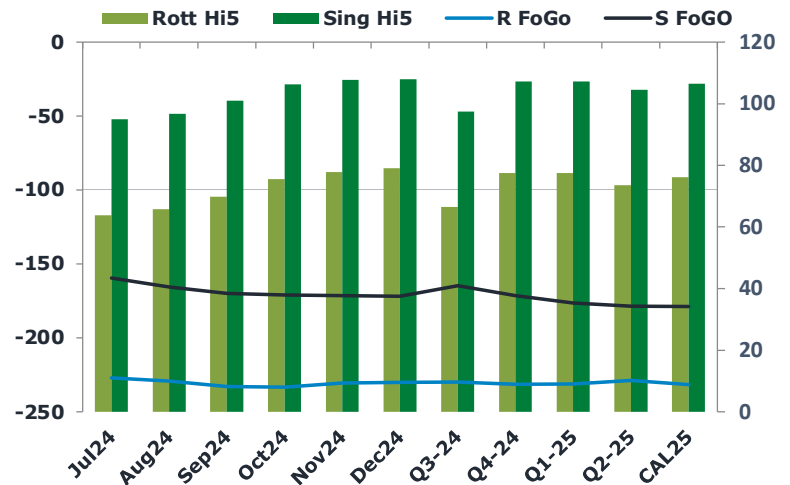
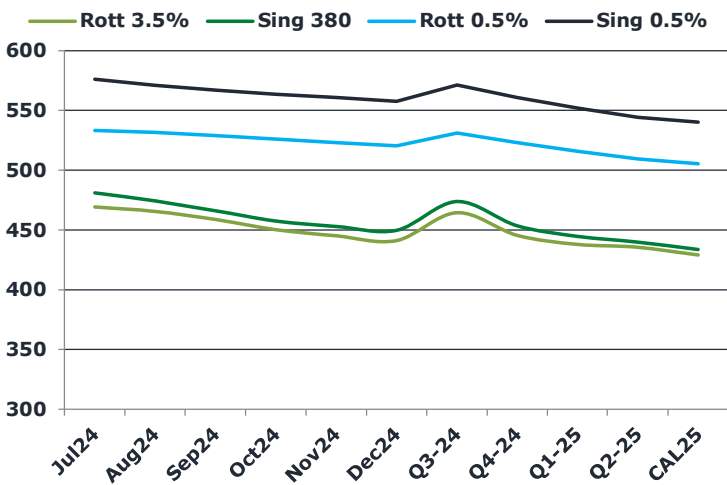
Oil and Energy Market News

Crude has oscillated between gains and losses during the European afternoon session, with Aug24 Brent futures hovering near flat levels right here. Prices initially jumped into the green amid lower-than-expected US PPI data, followed by news of a sizable Hezbollah drone strike on Israel. Also supporting prices was the Russians vowing to compensate for overproduction. However, a recovery in the US dollar strength acted as a counterbalance to push front month back to rangebound.

Brent

82.22

	Barges 3.5 %	Sing 380cst	Rott 0.5%	Sing 0.5%	Sing Hi5
Jul24	469.30	481.05	533.10	576.00	95
Aug24	465.55	474.30	531.35	571.00	97
Sep24	458.80	466.05	528.60	567.00	101
Oct24	450.30	457.55	525.85	563.75	106
Nov24	445.05	453.05	522.85	560.75	108
Dec24	441.05	449.80	520.10	557.75	108
Q3-24	464.50	473.75	531.00	571.25	98
Q4-24	445.50	453.50	523.00	560.75	107
Q1-25	438.00	444.75	515.50	552.00	107
Q2-25	435.50	439.75	509.00	544.25	105
CAL25	429.00	433.75	505.25	540.25	107



Fuel Oil Market News

VLSFO cracks are marginally weaker as we approach the European market close. Jul24 Sing 0.5% crack traded last \$8.95/bbl – 21 cents softer on the day. The Rotterdam equivalent trades \$2.10/bbl, off by similar amount.

Jul24 HSFO EW traded last at \$12.50/mt – 75 cents lower on the day but is currently offered in the market at 12, indicating a rough value of \$11.50/mt.

	Rott GOFO	Sing GOFO	R FoGo	S FoGo	Rott Hi5
Jul24	290.83	254.33	-227.00	-159.50	64
Aug24	294.90	262.27	-229.00	-165.50	66
Sep24	302.51	270.82	-232.75	-169.75	70
Oct24	308.77	277.08	-233.25	-171.00	76
Nov24	308.36	278.90	-230.50	-171.25	78
Dec24	309.08	279.69	-230.00	-171.75	79
Q3-24	296.25	261.94	-229.75	-164.50	67
Q4-24	308.75	278.46	-231.25	-171.25	78
Q1-25	308.50	283.49	-231.00	-176.25	78
Q2-25	302.25	282.90	-228.75	-178.50	74
CAL25	307.75	285.18	-231.50	-178.75	76

FIS Fuel Oil Daily Evening Report

London +44 20 7090 1134 - info@freightinvestor.com | Singapore +65 6535 5189 - info@freightinvestor.asia | Shanghai +86 21 63012568

13 June 2024

TIME SPREADS FUEL

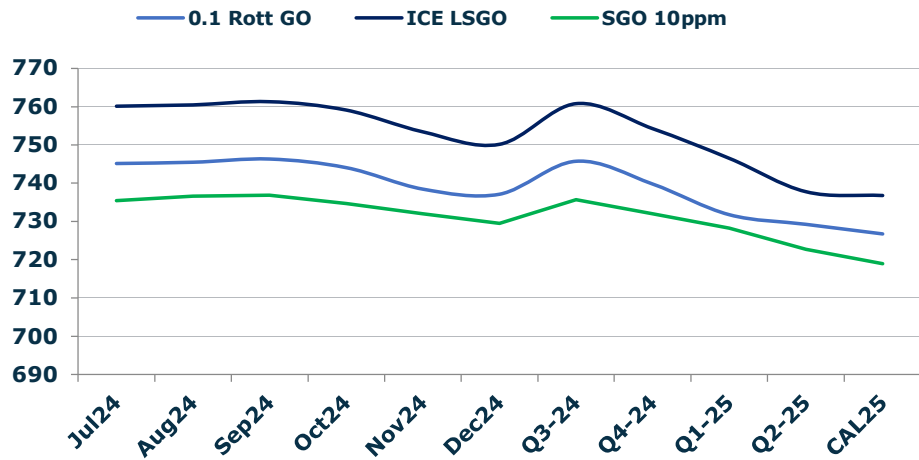
	Barges 3.5	S 380	Rott 0.5%	Sing 0.5%
Jul24/Aug24	3.75	6.75	1.75	5.00
Aug24/Sep24	6.75	8.25	2.75	4.00
Sep24/Oct24	8.50	8.50	2.75	3.25
Oct24/Nov24	5.25	4.50	3.00	3.00
Nov24/Dec24	4.00	3.25	2.75	3.00
Q3-24/Q4-24	19.00	20.25	8.00	10.50
Q4-24/Q1-25	7.50	8.75	7.50	8.75
Q1-25/Q2-25	2.50	5.00	6.50	7.75
CAL25/CAL26	22.00	20.00	24.3	21.50

GASOIL CURVES

	Rott 0.1	SGO 10ppm	ICE GO
Jul24	745.1	735.4	760.1
Aug24	745.5	736.6	760.5
Sep24	746.3	736.9	761.3
Oct24	744.1	734.6	759.1
Nov24	738.4	731.9	753.4
Dec24	737.1	729.5	750.1
Q3-24	745.8	735.7	760.8
Q4-24	739.8	732.0	754.3
Q1-25	731.8	728.2	746.5
Q2-25	729.3	722.7	737.8
CAL25	726.8	718.9	736.8

EW SPREAD

	EW380	EW0.5%
Jul24	11.75	42.90
Aug24	8.75	39.65
Sep24	7.25	38.40
Oct24	7.25	37.90
Nov24	8.00	37.90
Dec24	8.75	37.65
Q3-24	9.25	40.25
Q4-24	8.00	37.75
Q1-25	6.75	36.50
Q2-25	4.25	35.25
CAL25	4.75	35.00



Contact US:

Luke Longhurst

Email: lukel@freightinvestor.com

Mobile: (+44) 7966 968761

Jessie Deng

Email: jessied@freightinvestor.com

Mobile: (+86) 13524516743

Ricky Forman

Email: rickyf@freightinvestor.com

Mobile: (+44) 7868 708719

Jarryd Smith

Email: jarryds@freightinvestor.com

Mobile: (+65) 8798 4987

Sam Twyford

Email: samt@freightinvestor.com

Mobile: (+44) 7729 118643

Archie Smith

Email: archies@freightinvestor.com

Mobile: (+44) 7355 020663

The information provided in this communication is not intended for retail clients. It is general in nature only and does not constitute advice or an offer to sell, or the solicitation of an offer to purchase any swap or other financial instruments, nor constitute any recommendation on our part. The information has been prepared without considering your investment objectives, financial situation, or knowledge and experience. This material is not a research report and is not intended as such. FIS is not responsible for any trading decisions taken based on this communication. Trading swaps and over-the-counter derivatives, exchange-traded derivatives, and options involve substantial risk and are not suitable for all investors. You are advised to perform an independent investigation to determine whether a transaction is suitable for you. No part of this material may be copied or duplicated in any form by any means or redistributed without our prior written consent. Freight Investor Services Ltd (FIS) is authorised and regulated by the Financial Conduct Authority (FRN: 211452) and is a member of the National Futures Association ("NFA"). Freight Investor Services PTE Ltd ('FIS PTE') is a private limited company, incorporated and registered in Singapore with company number 200603922G, and has subsidiary offices in India and Shanghai. Freight Investor Solutions DMCC ('FIS DMCC') is a private limited company, incorporated and registered in Dubai with company number DMCC1225. Further information about FIS including the location of its offices can be found on our website at freightinvestorservices.com