



Fuel Oil Daily Evening Report

London +44 20 7090 1134 - info@freightinvestor.com | Singapore +65 6535 5189 - info@freightinvestor.asia | Shanghai +86 21 63012568

17 June 2024

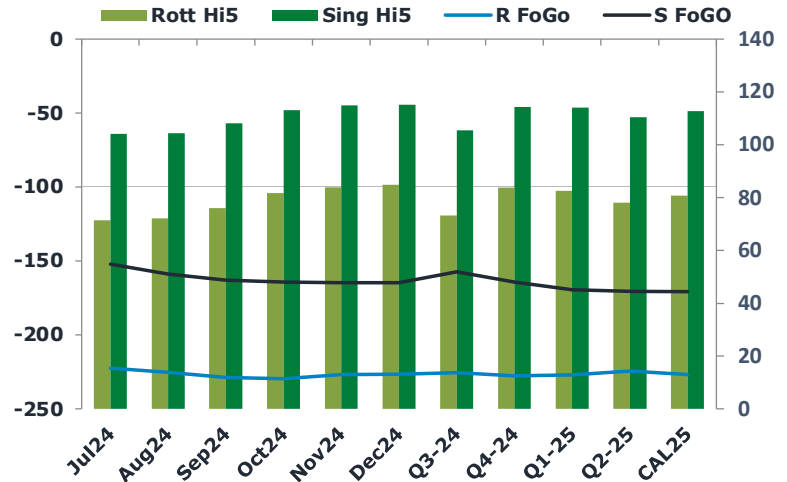
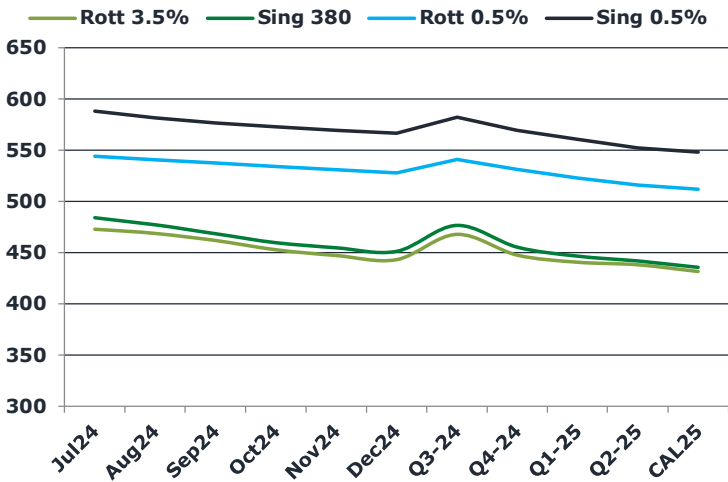
Oil and Energy Market News

Oil extends its gains from last week despite mixed data out of China. Aug 24 Brent futures are up over 1% on the day, here, hovering around the intraday high of \$83.67/bbl. Prices are finding support from short covering and summer demand optimism.

Brent

83.64

	Barges 3.5 %	Sing 380cst	Rott 0.5%	Sing 0.5%	Sing Hi5
Jul24	472.45	483.95	543.90	588.05	104
Aug24	468.45	477.20	540.65	581.55	104
Sep24	461.45	468.45	537.40	576.55	108
Oct24	452.45	459.70	534.15	572.80	113
Nov24	446.95	454.70	530.90	569.55	115
Dec24	442.70	451.20	527.65	566.30	115
Q3-24	467.50	476.50	540.75	582.00	106
Q4-24	447.25	455.25	531.00	569.50	114
Q1-25	440.25	446.50	522.75	560.50	114
Q2-25	437.75	441.75	515.75	552.25	111
CAL25	431.25	435.50	512.00	548.25	113



Fuel Oil Market News

Volumes were thin today in the absence of the majority of Singaporean market participants. VLSFO cracks still edged up, with Jul24 Sing crack up 33 cents at \$9.65/bbl. The Rotterdam equivalent gained in similar size, printing last at \$2.63/bbl.

	Rott GOFO	Sing GOFO	R FoGo	S FoGo	Rott Hi5
Jul24	294.03	256.28	-222.50	-152.25	71
Aug24	297.51	263.25	-225.25	-159.00	72
Sep24	304.77	271.25	-228.75	-163.25	76
Oct24	311.22	277.47	-229.50	-164.25	82
Nov24	310.79	279.34	-226.75	-164.50	84
Dec24	311.43	279.71	-226.50	-164.50	85
Q3-24	298.75	262.91	-225.50	-157.50	73
Q4-24	311.25	278.58	-227.50	-164.25	84
Q1-25	309.50	283.60	-227.00	-169.50	83
Q2-25	302.25	280.90	-224.25	-170.50	78
CAL25	307.50	283.43	-226.75	-170.75	81

FIS Fuel Oil Daily Evening Report

London +44 20 7090 1134 - info@freightinvestor.com | Singapore +65 6535 5189 - info@freightinvestor.asia | Shanghai +86 21 63012568

17 June 2024

TIME SPREADS FUEL

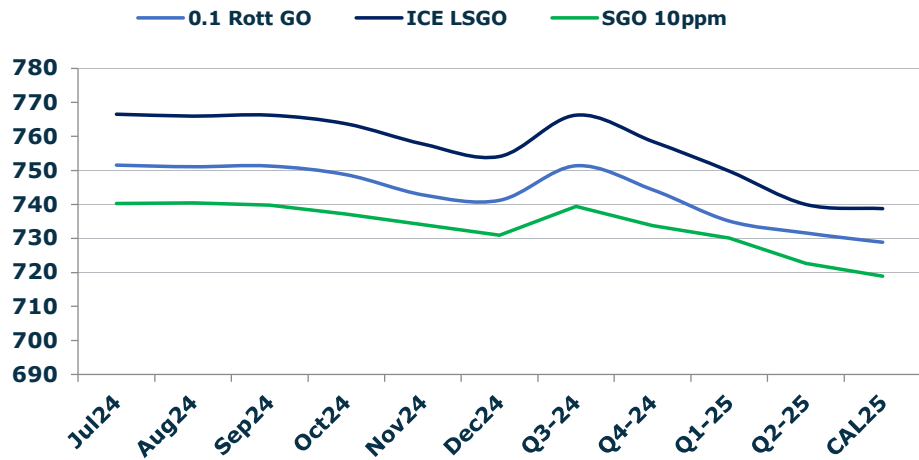
	Barges 3.5	S 380	Rott 0.5%	Sing 0.5%
Jul24/Aug24	4.00	6.75	3.25	6.50
Aug24/Sep24	7.00	8.75	3.25	5.00
Sep24/Oct24	9.00	8.75	3.25	3.75
Oct24/Nov24	5.50	5.00	3.25	3.25
Nov24/Dec24	4.25	3.50	3.25	3.25
Q3-24/Q4-24	20.25	21.25	9.75	12.50
Q4-24/Q1-25	7.00	8.75	8.25	9.00
Q1-25/Q2-25	2.50	4.75	7.00	8.25
CAL25/CAL26	20.50	21.00	24.3	25.75

GASOIL CURVES

	Rott 0.1	SGO 10ppm	ICE GO
Jul24	751.5	740.2	766.5
Aug24	751.0	740.4	766.0
Sep24	751.2	739.7	766.2
Oct24	748.7	737.2	763.7
Nov24	742.7	734.0	757.7
Dec24	741.1	730.9	754.1
Q3-24	751.3	739.4	766.3
Q4-24	744.3	733.8	758.5
Q1-25	735.0	730.1	749.8
Q2-25	731.5	722.7	740.0
CAL25	728.8	718.9	738.8

EW SPREAD

	EW380	EW0.5%
Jul24	11.50	44.15
Aug24	8.75	40.90
Sep24	7.00	39.15
Oct24	7.25	38.65
Nov24	7.75	38.65
Dec24	8.50	38.65
Q3-24	9.00	41.25
Q4-24	8.00	38.50
Q1-25	6.25	37.75
Q2-25	4.00	36.50
CAL25	3.75	36.25



Contact US:

Luke Longhurst

Email: lukel@freightinvestor.com

Mobile: (+44) 7966 968761

Jessie Deng

Email: jessied@freightinvestor.com

Mobile: (+86) 13524516743

Ricky Forman

Email: rickyf@freightinvestor.com

Mobile: (+44) 7868 708719

Jarryd Smith

Email: jarryds@freightinvestor.com

Mobile: (+65) 8798 4987

Sam Twyford

Email: samt@freightinvestor.com

Mobile: (+44) 7729 118643

Archie Smith

Email: archies@freightinvestor.com

Mobile: (+44) 7355 020663

The information provided in this communication is not intended for retail clients. It is general in nature only and does not constitute advice or an offer to sell, or the solicitation of an offer to purchase any swap or other financial instruments, nor constitute any recommendation on our part. The information has been prepared without considering your investment objectives, financial situation, or knowledge and experience. This material is not a research report and is not intended as such. FIS is not responsible for any trading decisions taken based on this communication. Trading swaps and over-the-counter derivatives, exchange-traded derivatives, and options involve substantial risk and are not suitable for all investors. You are advised to perform an independent investigation to determine whether a transaction is suitable for you. No part of this material may be copied or duplicated in any form by any means or redistributed without our prior written consent. Freight Investor Services Ltd (FIS) is authorised and regulated by the Financial Conduct Authority (FRN: 211452) and is a member of the National Futures Association ("NFA"). Freight Investor Services PTE Ltd ('FIS PTE') is a private limited company, incorporated and registered in Singapore with company number 200603922G, and has subsidiary offices in India and Shanghai. Freight Investor Solutions DMCC ('FIS DMCC') is a private limited company, incorporated and registered in Dubai with company number DMCC1225. Further information about FIS including the location of its offices can be found on our website at freightinvestorservices.com