



Fuel Oil Daily Evening Report

London +44 20 7090 1134 - info@freightinvestor.com | Singapore +65 6535 5189 - info@freightinvestor.asia | Shanghai +86 21 63012568

21 June 2024

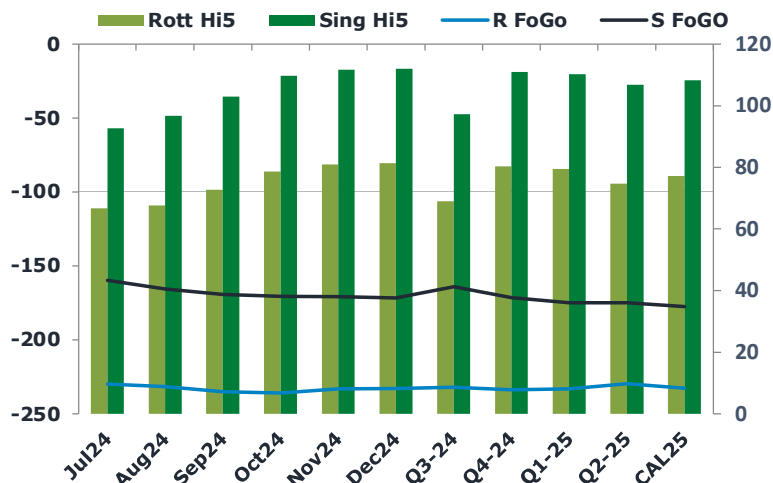
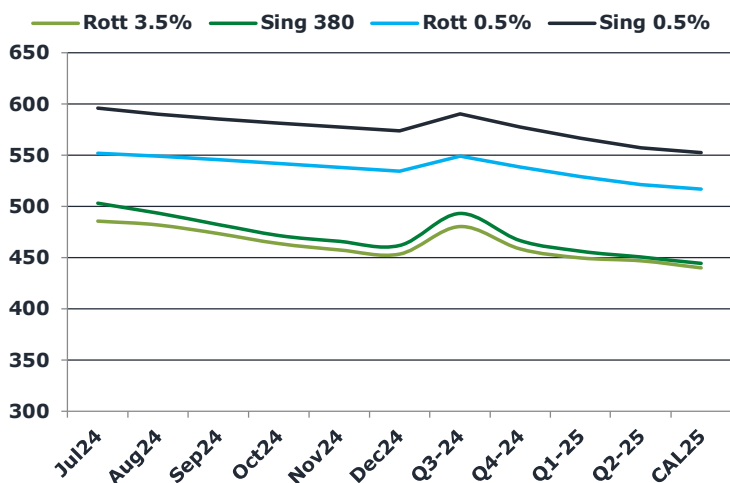
Oil and Energy Market News

Front month Aug24 Brent futures are flat on the day here but are trading up almost 4% on the week. Prices are supported by tighter crude balance expectations over the summer. EIA data yesterday showed signs of improving demand and a decline in US fuel stocks.

Brent

85.52

	Barges 3.5 %	Sing 380cst	Rott 0.5%	Sing 0.5%	Sing Hi5
Jul24	485.30	503.05	551.95	595.75	93
Aug24	481.55	493.30	549.20	590.00	97
Sep24	473.05	482.30	545.70	585.25	103
Oct24	463.30	471.55	541.95	581.25	110
Nov24	457.30	465.80	538.20	577.50	112
Dec24	453.05	461.80	534.45	573.75	112
Q3-24	480.00	493.00	549.00	590.25	97
Q4-24	458.00	466.50	538.25	577.50	111
Q1-25	449.50	456.25	529.00	566.50	110
Q2-25	446.50	450.50	521.25	557.25	107
CAL25	439.75	444.25	517.00	552.50	108



Fuel Oil Market News

Front end VLSFO cracks are marginally higher on the day, at \$9.40/bbl and \$2.48/bbl.

The nearterm spreads are about a tick higher in both the Sing and Rott.

The Jul24 HSFO EW softened today, off three dollars from yesterday's settlement.

	Rott GOFO	Sing GOFO	R FoGo	S FoGo	Rott Hi5
Jul24	296.44	252.44	-229.75	-159.75	67
Aug24	299.25	262.19	-231.50	-165.50	68
Sep24	307.66	272.14	-235.00	-169.25	73
Oct24	314.35	280.14	-235.75	-170.50	79
Nov24	314.02	282.54	-233.00	-170.75	81
Dec24	314.24	283.56	-232.75	-171.50	81
Q3-24	301.00	261.31	-232.00	-164.00	69
Q4-24	314.00	282.23	-233.75	-171.25	80
Q1-25	312.50	285.03	-233.00	-174.75	80
Q2-25	304.25	281.46	-229.50	-174.75	75
CAL25	309.75	285.85	-232.50	-177.50	77

FIS Fuel Oil Daily Evening Report

London +44 20 7090 1134 - info@freightinvestor.com | Singapore +65 6535 5189 - info@freightinvestor.asia | Shanghai +86 21 63012568

21 June 2024

TIME SPREADS FUEL

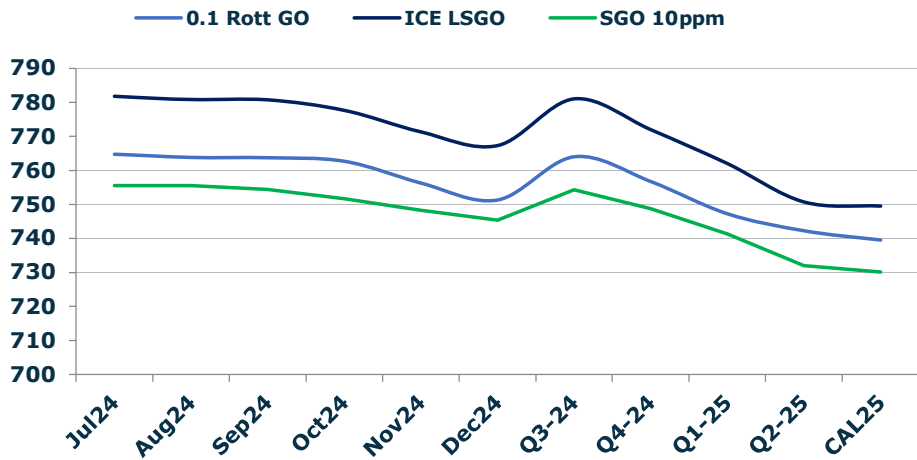
	Barges 3.5	S 380	Rott 0.5%	Sing 0.5%
Jul24/Aug24	3.75	9.75	2.75	5.75
Aug24/Sep24	8.50	11.00	3.50	4.75
Sep24/Oct24	9.75	10.75	3.75	4.00
Oct24/Nov24	6.00	5.75	3.75	3.75
Nov24/Dec24	4.25	4.00	3.75	3.75
Q3-24/Q4-24	22.00	26.50	10.75	12.75
Q4-24/Q1-25	8.50	10.25	9.25	11.00
Q1-25/Q2-25	3.00	5.75	7.75	9.25
CAL25/CAL26	20.50	21.00	25.8	26.25

GASOIL CURVES

	Rott 0.1	SGO 10ppm	ICE GO
Jul24	764.7	755.5	781.7
Aug24	763.8	755.5	780.8
Sep24	763.7	754.4	780.7
Oct24	762.7	751.7	777.7
Nov24	756.3	748.3	771.3
Dec24	751.3	745.4	767.3
Q3-24	764.0	754.3	781.0
Q4-24	756.8	748.7	772.0
Q1-25	747.3	741.3	762.0
Q2-25	742.3	732.0	750.8
CAL25	739.5	730.1	749.5

EW SPREAD

	EW380	EW0.5%
Jul24	17.75	43.80
Aug24	11.75	40.80
Sep24	9.25	39.55
Oct24	8.25	39.30
Nov24	8.50	39.30
Dec24	8.75	39.30
Q3-24	13.00	41.25
Q4-24	8.50	39.25
Q1-25	6.75	37.50
Q2-25	4.00	36.00
CAL25	5.00	35.50



Contact US:

Luke Longhurst

Email: lukel@freightinvestor.com

Mobile: (+44) 7966 968761

Jessie Deng

Email: jessied@freightinvestor.com

Mobile: (+86) 13524516743

Ricky Forman

Email: rickyf@freightinvestor.com

Mobile: (+44) 7868 708719

Jarryd Smith

Email: jarryds@freightinvestor.com

Mobile: (+65) 8798 4987

Sam Twyford

Email: samt@freightinvestor.com

Mobile: (+44) 7729 118643

Archie Smith

Email: archies@freightinvestor.com

Mobile: (+44) 7355 020663

The information provided in this communication is not intended for retail clients. It is general in nature only and does not constitute advice or an offer to sell, or the solicitation of an offer to purchase any swap or other financial instruments, nor constitute any recommendation on our part. The information has been prepared without considering your investment objectives, financial situation, or knowledge and experience. This material is not a research report and is not intended as such. FIS is not responsible for any trading decisions taken based on this communication. Trading swaps and over-the-counter derivatives, exchange-traded derivatives, and options involve substantial risk and are not suitable for all investors. You are advised to perform an independent investigation to determine whether a transaction is suitable for you. No part of this material may be copied or duplicated in any form by any means or redistributed without our prior written consent. Freight Investor Services Ltd (FIS) is authorised and regulated by the Financial Conduct Authority (FRN: 211452) and is a member of the National Futures Association ("NFA"). Freight Investor Services PTE Ltd ('FIS PTE') is a private limited company, incorporated and registered in Singapore with company number 200603922G, and has subsidiary offices in India and Shanghai. Freight Investor Solutions DMCC ('FIS DMCC') is a private limited company, incorporated and registered in Dubai with company number DMCC1225. Further information about FIS including the location of its offices can be found on our website at freightinvestorservices.com