

FIS CONTAINER FFA REPORT

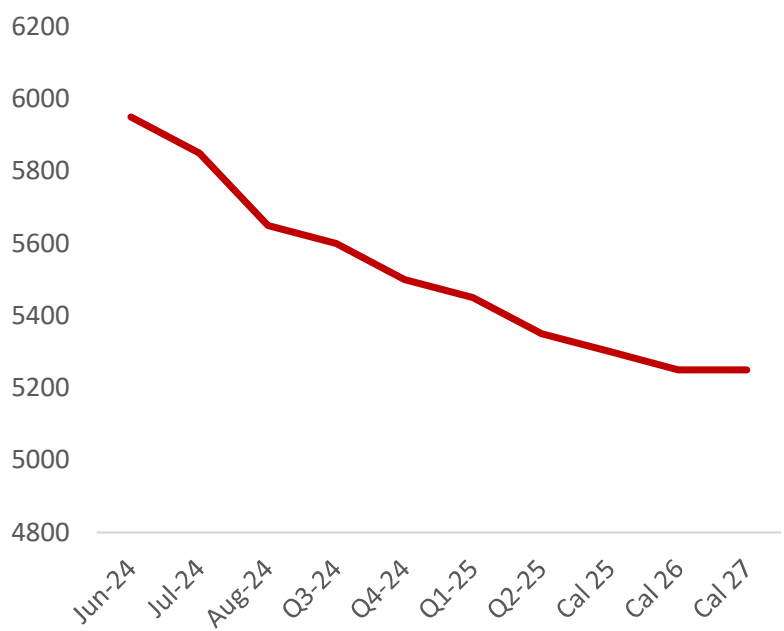
info@freightinvestor.com | freightinvestorservices.com | (+44) 2070901120

12/06/2024

Over the last week, FBX01, FBX02, FBX03 & FBX11 spot prices all rose. FB11 saw the largest spike with a 6% rise of \$389. On the contrary, FBX12 & FBX13 both fell in price. FBX12 spot decreased by \$121, a near 14% drop.

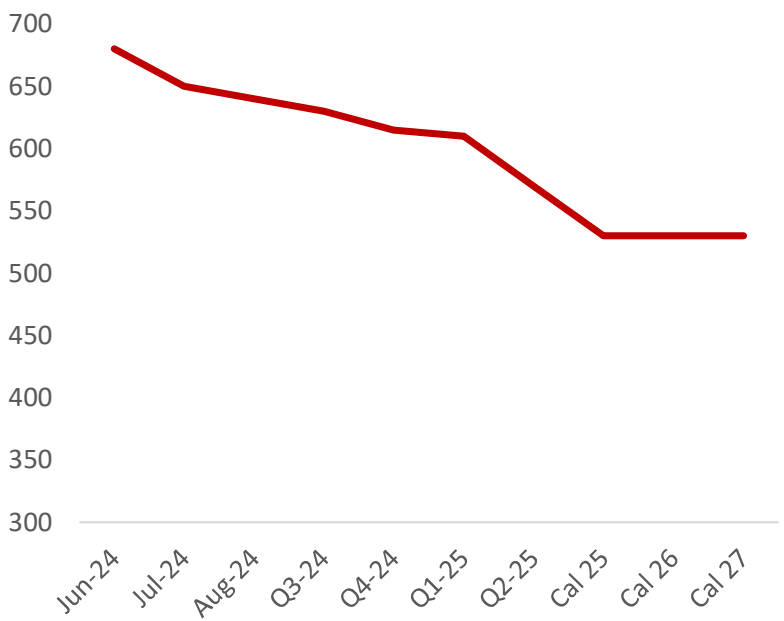
FBX01 - China/East Asia to North America West Coast (\$/FEU)

Period	Bid	Offer	Value
Jun-24	5801	6099	5950
Jul-24	5704	5996	5850
Aug-24	5509	5791	5650
Q3-24	5460	5740	5600
Q4-24	5363	5638	5500
Q1-25	5314	5586	5450
Q2-25	5216	5484	5350
Cal 25	5168	5433	5300
Cal 26	5119	5381	5250
Cal 27	5119	5381	5250
Spot	5958		
MTD	5784		
YTD	4045		



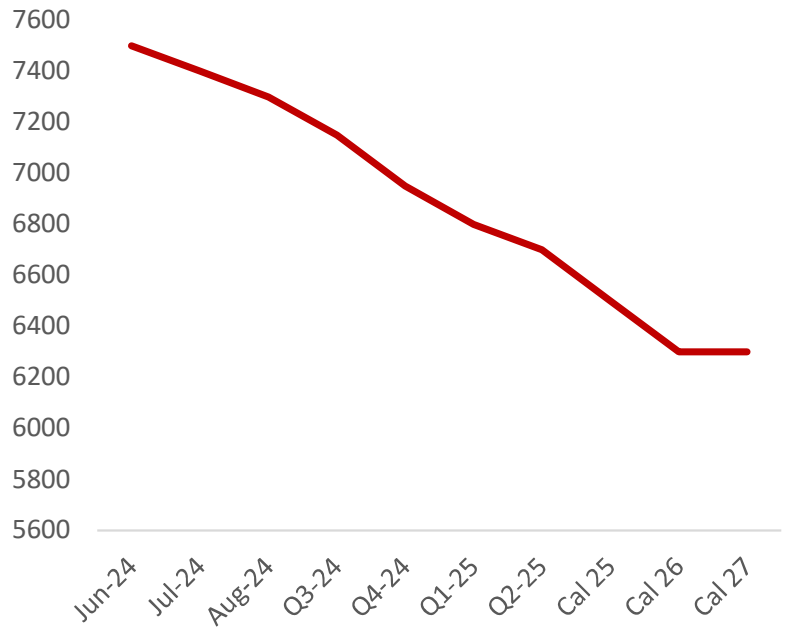
FBX02 - North America West Coast to China/East Asia

Period	Bid	Offer	Value
Jun-24	663	697	680
Jul-24	634	666	650
Aug-24	624	656	640
Q3-24	614	646	630
Q4-24	600	630	615
Q1-25	595	625	610
Q2-25	556	584	570
Cal 25	517	543	530
Cal 26	517	543	530
Cal 27	517	543	530
Spot	679		
MTD	681		
YTD	449		



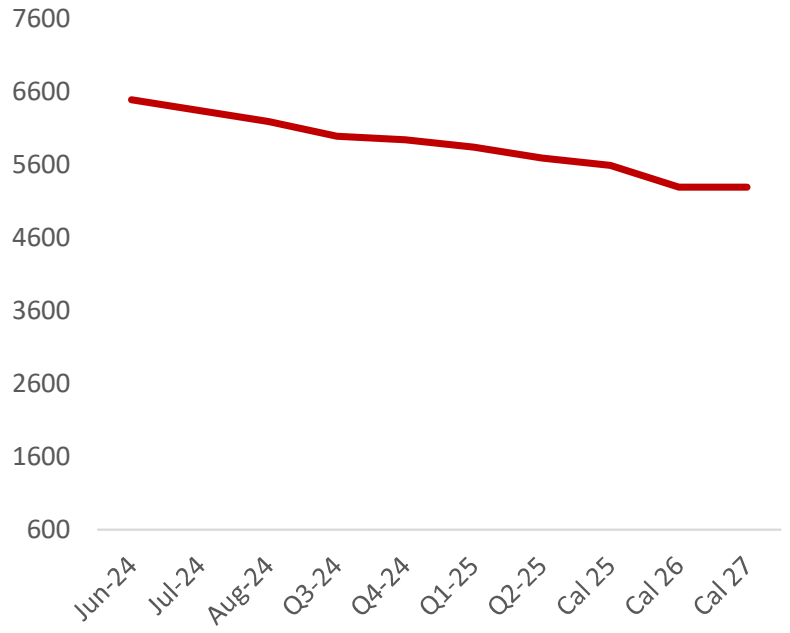
FBX03 - China/East Asia to North America East Coast (\$/FEU)

Period	Bid	Offer	Value
Jun-24	7313	7688	7500
Jul-24	7215	7585	7400
Aug-24	7118	7483	7300
Q3-24	6971	7329	7150
Q4-24	6776	7124	6950
Q1-25	6630	6970	6800
Q2-25	6533	6868	6700
Cal 25	6338	6663	6500
Cal 26	6143	6458	6300
Cal 27	6143	6458	6300
Spot	7565		
MTD	7427		
YTD	5615		



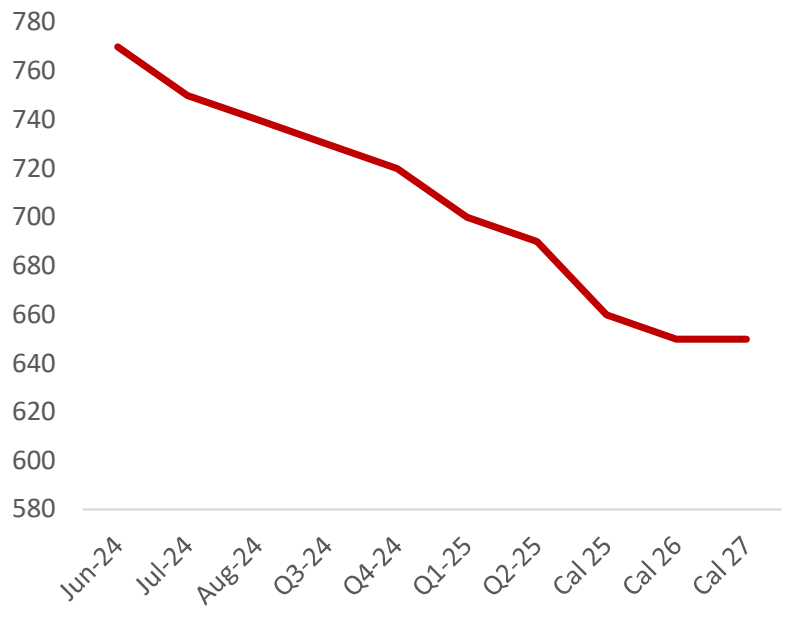
FBX11 China/East Asia to North Europe (\$/FEU)

Period	Bid	Offer	Value
Jun-24	6338	6663	6500
Jul-24	6191	6509	6350
Aug-24	6045	6355	6200
Q3-24	5850	6150	6000
Q4-24	5801	6099	5950
Q1-25	5704	5996	5850
Q2-25	5558	5843	5700
Cal 25	5460	5740	5600
Cal 26	5168	5433	5300
Cal 27	5168	5433	5300
Spot	6581		
MTD	6170		
YTD	4398		



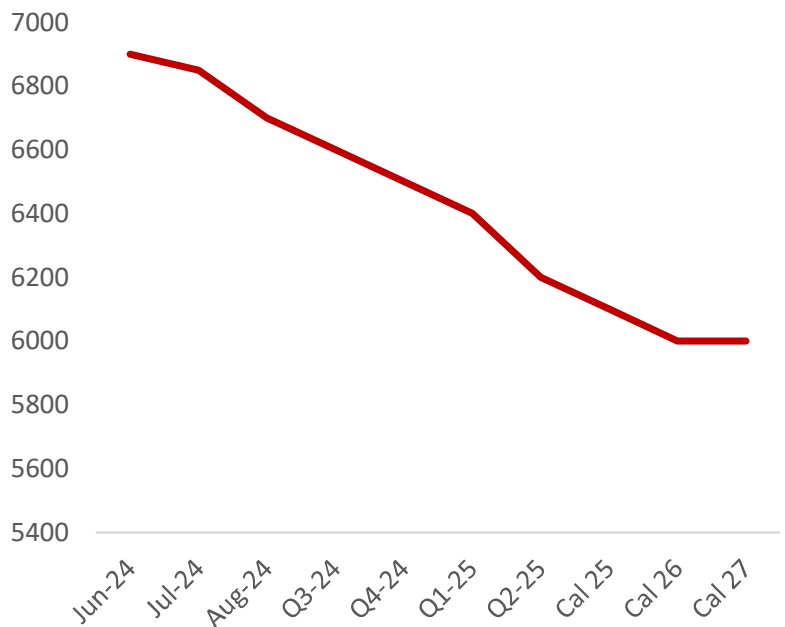
FBX12 - North Europe to China/East Asia (\$/FEU)

Period	Bid	Offer	Value
Jun-24	751	789	770
Jul-24	731	769	750
Aug-24	722	759	740
Q3-24	712	748	730
Q4-24	702	738	720
Q1-25	683	718	700
Q2-25	673	707	690
Cal 25	644	677	660
Cal 26	634	666	650
Cal 27	634	666	650
Spot	756		
MTD	836		
YTD	874		



FBX13 - China/East Asia to the Mediterranean (\$/FEU)

Period	Bid	Offer	Value
Jun-24	6728	7073	6900
Jul-24	6679	7021	6850
Aug-24	6533	6868	6700
Q3-24	6435	6765	6600
Q4-24	6338	6663	6500
Q1-25	6240	6560	6400
Q2-25	6045	6355	6200
Cal 25	5948	6253	6100
Cal 26	5850	6150	6000
Cal 27	5850	6150	6000
Spot	6957		
MTD	6966		
YTD	5298		



Written by Kieran Walsh

KieranW@freightinvestor.com

t: +44 (0) 204 519 2856

m: +44 (0) 7749701509

The information provided in this communication is not intended for retail clients. It is general in nature only and does not constitute advice or an offer to sell, or the solicitation of an offer to purchase any swap or other financial instruments, nor constitute any recommendation on our part. The information has been prepared without considering your investment objectives, financial situation, or knowledge and experience. This material is not a research report and is not intended as such. FIS is not responsible for any trading decisions taken based on this communication. Trading swaps and over-the-counter derivatives, exchange-traded derivatives, and options involve substantial risk and are not suitable for all investors. You are advised to perform an independent investigation to determine whether a transaction is suitable for you. No part of this material may be copied or duplicated in any form by any means or redistributed without our prior written consent. Freight Investor Services Ltd (FIS) is authorised and regulated by the Financial Conduct Authority (FRN: 211452) and is a member of the National Futures Association ("NFA"). Freight Investor Services PTE Ltd ('FIS PTE') is a private limited company, incorporated and registered in Singapore with company number 200603922G, and has subsidiary offices in India and Shanghai. Freight Investor Solutions DMCC ('FIS DMCC') is a private limited company, incorporated and registered in Dubai with company number DMCC1225. Further information about FIS including the location of its offices can be found on our website