

IN THE NEWS [Bloomberg]

Flames at a Russian oil refinery and a fuel depot have been extinguished after they caught fire following two separate drone attacks in the Rostov and Belgorod regions, according to local governors. The unplanned shutdown in Buzzard, the biggest feeding oil field for North Sea Forties crude, has caught many traders by surprise and is likely to help ease a surplus. Venezuela's opposition is ramping up lobbying efforts in Washington, trying to persuade the Biden administration to intervene in the court-ordered sale of Citgo Petroleum Corp.'s parent company in the US. Exxon Mobil Corp.'s Gravenchon facility is halting units in the petrochemical section of the complex due to strike action, a company spokesperson said by phone.

COMING TODAY (All times London)

10am: International Energy Agency holds webinar to launch its World Energy Investment 2024 report

Insights Global weekly oil product inventories in Europe's ARA region

St. Petersburg International Economic Forum (through June 8)

ECB rates decision

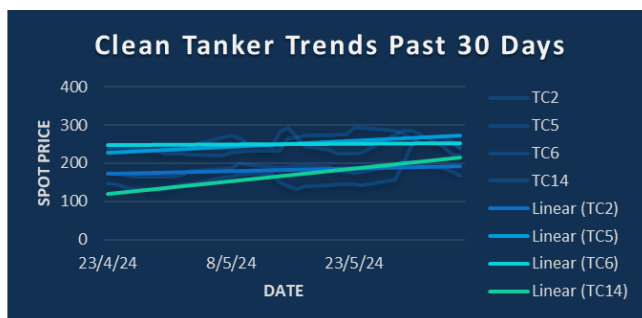
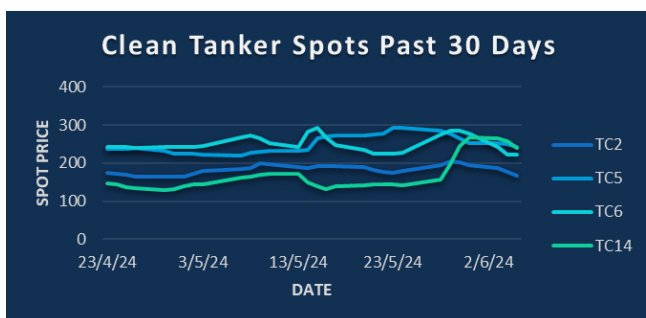
Posidonia 2024 shipping exhibition/conference (through June 7), Athens.

US initial jobless claims

Chongqing Petroleum and Gas Exchange Forum (through June 7)

Singapore onshore oil-product stockpile weekly data

Holidays: South Korea

**CPP TRADE RECAP & COMMENTARY**

TC2 Balmo traded ws177.5, June traded ws178. July traded ws180. Aug traded ws175, Q3 traded ws178 and ws176, Q4 traded ws179.5

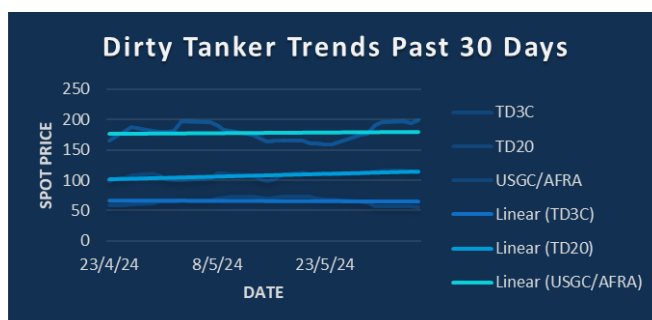
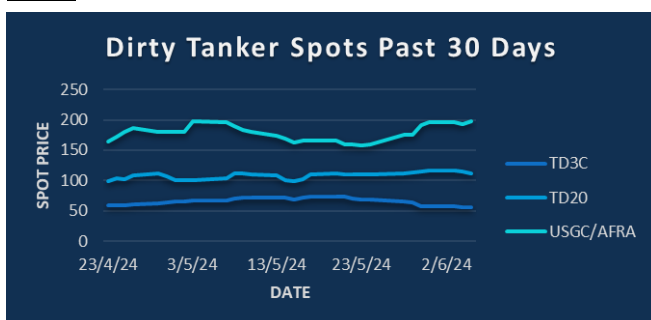
TC5 Balmo traded ws218 & ws219, June traded ws212.5, July traded ws203 and ws208. Q3 traded ws198, 200 & Q4 traded w190.5

TC6 June traded ws232.5, July traded ws225.

TC14 June traded ws197, ws195, July traded ws175. Q3/Q4 traded -7ws, Q3 traded ws160 and Q4 traded ws165.

TC17 June traded ws325.

BLPG1 Q4 traded \$84 and \$83.

**DPP TRADE RECAP & COMMENTARY**

TD3C June traded ws59, July traded ws55.5, Q3 traded ws55.25, Cal25 traded \$13.75.

TD20 June traded ws106.5, ws108 & ws109, July traded ws99.

USGC/UKC June traded multiple levels from ws198, up to ws203, July traded ws179 and ws184. Q3 traded ws167, up to ws168, Q4 traded ws185, Q3/Q4 traded -18ws.



TC2	ws	\$/mt	\$ +/-
Balmo	178.00	28.23	-0.32
Jun-24	177.75	28.19	-0.40
Jul-24	178.50	28.31	-0.71
Aug-24	172.75	27.40	-0.59
Sep-24	177.50	28.15	-0.95
Oct-24	177.50	28.15	-0.32
Nov-24	180.00	28.55	-0.40
Q3(24)	176.25	27.95	-0.75
Q4(24)	179.50	28.47	-0.56
Q1(25)		30.65	-0.35
Q2(25)		27.50	-0.25
CAL(25)		27.85	-0.15
CAL(26)		26.00	+0.00

TC5	ws	\$/mt	\$ +/-
Balmo	219.00	52.98	+3.39
Jun-24	223.50	54.06	+3.33
Jul-24	208.00	50.32	+0.97
Aug-24	198.50	48.02	-0.24
Sep-24	195.00	47.17	-0.24
Oct-24	196.00	47.41	-0.06
Nov-24	189.00	45.72	-0.12
Q3(24)	200.50	48.50	+0.18
Q4(24)	190.00	45.96	-0.12
Q1(25)		43.30	-0.05
Q2(25)		40.25	+0.00
CAL(25)		40.20	+0.00
CAL(26)		38.00	+0.00

TC6	ws	\$/mt	\$ +/-
Balmo	233.00	17.31	-0.17
Jun-24	232.50	17.27	-0.19
Jul-24	225.00	16.72	+0.02
Aug-24	198.00	14.71	+0.00
Sep-24	214.50	15.94	+0.00
Oct-24	224.00	16.64	+0.00
Nov-24	257.50	19.13	+0.00
Q3(24)	212.50	15.79	+0.00
Q4(24)	260.00	19.32	+0.00
Q1(25)		18.05	+0.00
Q2(25)		15.30	+0.00
CAL(25)		15.45	+0.00
CAL(26)		14.85	+0.00

TC14	ws	\$/mt	\$ +/-
Balmo	186.50	41.07	-2.53
Jun-24	196.50	43.27	-1.71
Jul-24	175.00	38.54	-0.88
Aug-24	153.00	33.69	-0.22
Sep-24	152.00	33.47	-0.55
Oct-24	162.50	35.78	-0.33
Nov-24	167.00	36.77	-0.55
Q3(24)	160.00	35.23	-0.55
Q4(24)	165.00	36.33	-0.99
Q1(25)		32.55	+0.00
Q2(25)		30.90	+0.00
CAL(25)		30.95	+0.00
CAL(26)		28.30	+0.00

Flat Rate	15.86
Spot	177.50
Spot +/-	0.00
Month To Date	177.08

Flat Rate	24.19
Spot	243.44
Spot +/-	-6.56
Month To Date	248.86

Flat Rate	7.43
Spot	221.11
Spot +/-	-1.67
Month To Date	229.07

Flat Rate	22.02
Spot	238.57
Spot +/-	-17.86
Month To Date	253.69

TD3C	ws	\$/mt	\$ +/-
Balmo	59.25	12.88	+0.00
Jun-24	58.75	12.77	-0.05
Jul-24	55.50	12.07	+0.11
Aug-24	55.00	11.96	+0.00
Sep-24	55.25	12.01	-0.11
Oct-24	65.50	14.24	+0.00
Nov-24	68.50	14.89	+0.00
Q3(24)	55.25	12.01	+0.00
Q4(24)	69.00	15.00	+0.00
Q1(25)		14.50	+0.00
Q2(25)		13.65	+0.00
CAL(25)		13.75	-0.05
CAL(26)		13.15	+0.00

TD20	ws	\$/mt	\$ +/-
Balmo	108.00	18.53	+0.51
Jun-24	109.00	18.70	+0.51
Jul-24	99.00	16.99	+0.00
Aug-24	87.25	14.97	+0.00
Sep-24	89.00	15.27	+0.00
Oct-24	103.50	17.76	+0.09
Nov-24	107.50	18.45	+0.00
Q3(24)	91.75	15.74	+0.00
Q4(24)	108.75	18.66	+0.00
Q1(25)		17.60	+0.00
Q2(25)		15.90	+0.00
CAL(25)		16.35	+0.00
CAL(26)		15.35	+0.00

AFRA	ws	\$/mt	\$ +/-
Balmo	204.25	43.08	+1.48
Jun-24	203.00	42.81	+1.27
Jul-24	184.00	38.81	+1.27
Aug-24	159.50	33.64	-0.42
Sep-24	160.50	33.85	-0.84
Oct-24	176.00	37.12	+0.00
Nov-24	185.50	39.12	+0.00
Q3(24)	168.00	35.43	+0.00
Q4(24)	184.50	38.91	+0.16
Q1(25)		36.45	+0.00
Q2(25)		33.30	+0.00
CAL(25)		33.75	+0.00
CAL(26)		32.50	+0.00

BLPG1	\$/mt	\$ +/-
Balmo		
Jun-24	82.15	-1.30
Jul-24	81.60	-1.85
Aug-24	81.65	-2.80
Sep-24	81.70	-2.45
Oct-24	82.10	-1.55
Nov-24	82.55	-1.45
Q3(24)	81.65	-2.40
Q4(24)	82.55	-1.60
Q1(25)	68.45	-1.15
Q2(25)	67.00	-1.20
CAL(25)	69.15	-0.75
CAL(26)	69.15	-0.65

Flat Rate	21.74
Spot	55.40
Spot +/-	-1.00
Month To Date	56.32

Flat Rate	17.16
Spot	112.06
Spot +/-	-2.22
Month To Date	114.00

Flat Rate	21.09
Spot	198.33
Spot +/-	4.72
Month To Date	196.20

Spot	83.71
Spot +/-	-2.57
Month To Date	85.71

The information provided in this communication is not intended for retail clients. It is general in nature only and does not constitute advice or an offer to sell, or the solicitation of an offer to purchase any swap or other financial instruments, nor constitute any recommendation on our part. The information has been prepared without considering your investment objectives, financial situation, or knowledge and experience. This material is not a research report and is not intended as such. FIS is not responsible for any trading decisions taken based on this communication. Trading swaps and over-the-counter derivatives, exchange-traded derivatives, and options involve substantial risk and are not suitable for all investors. You are advised to perform an independent investigation to determine whether a transaction is suitable for you. No part of this material may be copied or duplicated in any form by any means or redistributed without our prior written consent. Freight Investor Services Ltd (FIS) is authorised and regulated by the Financial Conduct Authority (FRN: 211452) and is a member of the National Futures Association ("NFA"). Freight Investor Services PTE Ltd ('FIS PTE') is a private limited company, incorporated and registered in Singapore with company number 200603922G, and has subsidiary offices in India and Shanghai. Freight Investor Solutions DMCC ('FIS DMCC') is a private limited company, incorporated and registered in Dubai with company number DMCC1225. Further information about FIS including the location of its offices can be found on our website at freightinvestorservices.com