

IN THE NEWS [Bloomberg]

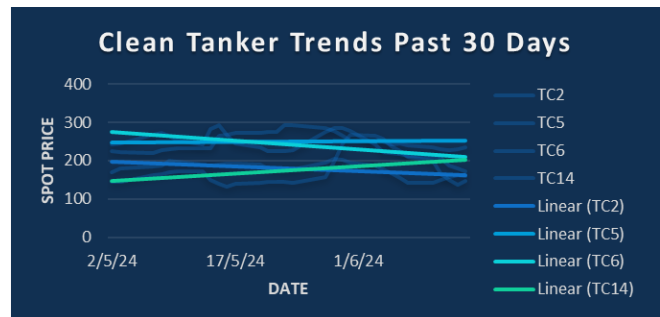
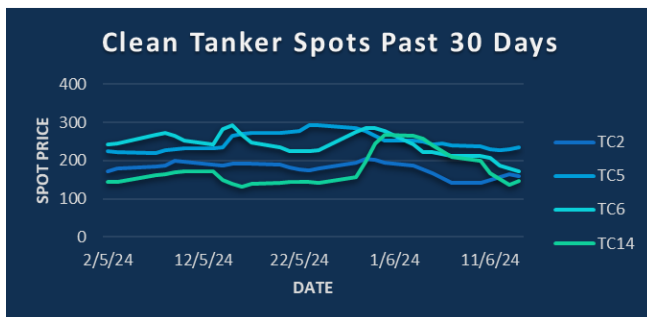
Clean-up operations took place over the weekend on the beaches of Singapore’s resort island of Sentosa after an oil spill at a nearby port spread to its waters. China’s industrial expansion slowed in May and retail spending beat forecasts, a sign that deep imbalances in the economic recovery may be easing at least a little. Five years after Aramco’s \$29.4 billion listing had been marred by temper tantrums and U-turns that left it almost entirely reliant on local investors, Amin Nasser and a coterie of top Wall Street bankers had finally delivered the international deal Crown Prince Mohammed bin Salman always wanted. Crew members of a bulk cargo carrier struck by Houthi missiles abandoned ship Saturday after they couldn’t get fires on board under control, the US military said.

COMING TODAY

EU environment ministers meet to agree position on laws like the Green Claims Directive, and to discuss the bloc’s 2040 climate targets. Luxembourg

JPMorgan Energy, Power and Renewables conference. New York (through June 18)

Holidays include: Singapore; India; Libya; Saudi Arabia; UAE; Iraq; Kuwait; Nigeria



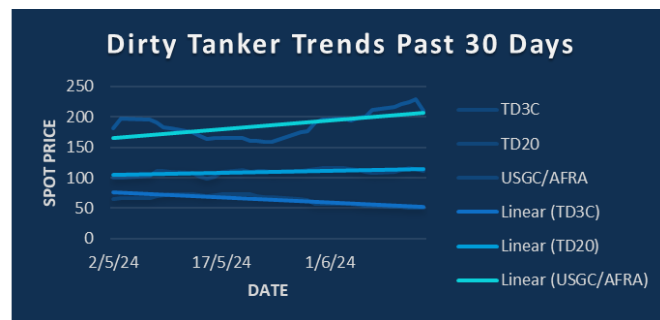
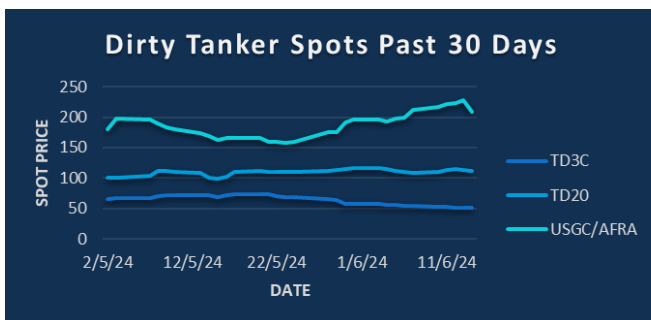
CPP TRADE RECAP & COMMENTARY

TC2 July traded ws180, Q4 traded ws185.

TC5 Bal mo traded ws230, July traded ws215 & ws214, Aug traded ws204.

TC14 July traded ws170.75, up to ws177, Q3 traded ws162 & ws165. Q4 traded ws169.5

BLPG1 Q3/Q4 traded -\$3.5.



DPP TRADE RECAP & COMMENTARY

TD3C Bal mo traded ws52.5 & ws53, July/Aug traded -0.25ws. Q4 traded ws69 and ws68.5.

TD20 Q3 traded ws91, Cal 25 traded \$16.25.

USGC/UKC Bal mo traded ws198, July traded ws176 & ws177.

TC2	ws	\$/mt	\$ +/-
Balmo	170.50	27.04	+1.23
Jun-24	165.25	26.21	+0.56
Jul-24	180.00	28.55	-0.16
Aug-24	175.00	27.76	+0.00
Sep-24	179.50	28.47	+0.24
Oct-24	182.00	28.87	+0.56
Nov-24	185.00	29.34	+0.56
Q3(24)	178.25	28.27	+0.04
Q4(24)	185.00	29.34	+0.63
Q1(25)		30.60	-0.05
Q2(25)		27.50	+0.00
CAL(25)		27.85	+0.00
CAL(26)		26.00	+0.00

TC5	ws	\$/mt	\$ +/-
Balmo	232.75	56.30	+5.26
Jun-24	235.75	57.03	+3.33
Jul-24	214.00	51.77	+4.96
Aug-24	203.00	49.11	+2.42
Sep-24	201.00	48.62	+2.78
Oct-24	197.00	47.65	+1.81
Nov-24	192.00	46.44	+1.21
Q3(24)	206.00	49.83	+3.39
Q4(24)	193.00	46.69	+1.94
Q1(25)		43.00	-0.10
Q2(25)		39.85	-0.15
CAL(25)		39.85	-0.15
CAL(26)		37.90	-0.10

TC6	ws	\$/mt	\$ +/-
Balmo	192.50	14.30	-2.10
Jun-24	200.00	14.86	-1.50
Jul-24	206.50	15.34	-1.19
Aug-24	201.00	14.93	+0.37
Sep-24	204.50	15.19	+0.54
Oct-24	216.00	16.05	-0.04
Nov-24	248.75	18.48	-0.02
Q3(24)	204.00	15.16	-0.09
Q4(24)	252.50	18.76	-0.04
Q1(25)		18.20	+0.20
Q2(25)		15.35	+0.10
CAL(25)		15.50	+0.00
CAL(26)		14.85	+0.00

TC14	ws	\$/mt	\$ +/-
Balmo	168.25	37.05	-2.26
Jun-24	184.00	40.52	-2.26
Jul-24	177.00	38.98	+2.86
Aug-24	158.00	34.79	+1.76
Sep-24	160.00	35.23	+1.32
Oct-24	163.50	36.00	+0.99
Nov-24	172.00	37.87	+1.32
Q3(24)	165.00	36.33	+1.98
Q4(24)	171.00	37.65	+1.76
Q1(25)		32.50	+0.00
Q2(25)		30.75	+0.00
CAL(25)		30.85	+0.00
CAL(26)		28.30	+0.05

Flat Rate	15.86
Spot	159.69
Spot +/-	-3.75
Month To Date	159.75

Flat Rate	24.19
Spot	235.63
Spot +/-	6.25
Month To Date	238.91

Flat Rate	7.43
Spot	171.39
Spot +/-	-7.50
Month To Date	207.42

Flat Rate	22.02
Spot	147.14
Spot +/-	10.71
Month To Date	199.78

TD3C	ws	\$/mt	\$ +/-
Balmo	52.75	11.47	-1.14
Jun-24	53.25	11.58	-0.82
Jul-24	54.00	11.74	-0.49
Aug-24	54.50	11.85	-0.27
Sep-24	56.00	12.17	-0.22
Oct-24	64.00	13.91	-0.43
Nov-24	69.00	15.00	-0.33
Q3(24)	54.75	11.90	-0.33
Q4(24)	68.75	14.95	-0.38
Q1(25)		14.60	-0.15
Q2(25)		13.55	-0.10
CAL(25)		13.80	-0.05
CAL(26)		13.10	-0.10

TD20	ws	\$/mt	\$ +/-
Balmo	110.00	18.88	-0.51
Jun-24	111.25	19.09	-0.21
Jul-24	97.50	16.73	-0.94
Aug-24	87.50	15.02	-0.60
Sep-24	88.00	15.10	-0.86
Oct-24	102.00	17.50	-0.51
Nov-24	106.50	18.28	-0.34
Q3(24)	91.00	15.62	-0.82
Q4(24)	108.00	18.53	-0.69
Q1(25)		17.55	-0.10
Q2(25)		15.80	-0.10
CAL(25)		16.35	-0.05
CAL(26)		15.40	+0.00

AFRA	ws	\$/mt	\$ +/-
Balmo	198.00	41.76	-2.53
Jun-24	204.00	43.02	-0.95
Jul-24	177.00	37.33	-0.63
Aug-24	162.50	34.27	+0.42
Sep-24	163.00	34.38	+0.32
Oct-24	174.50	36.80	-0.21
Nov-24	185.00	39.02	-0.11
Q3(24)	167.50	35.33	+0.05
Q4(24)	184.50	38.91	-0.11
Q1(25)		36.50	+0.10
Q2(25)		33.40	+0.00
CAL(25)		33.85	+0.00
CAL(26)		32.25	-0.10

BLPG1	\$/mt	\$ +/-
Balmo		
Jun-24	71.25	-8.25
Jul-24	66.90	-8.35
Aug-24	68.25	-6.75
Sep-24	69.00	-6.00
Oct-24	72.00	-5.50
Nov-24	73.25	-4.75
Q3(24)	68.00	-7.00
Q4(24)	73.50	-4.50
Q1(25)	65.90	-1.10
Q2(25)	63.00	-2.00
CAL(25)	66.00	-2.00
CAL(26)	66.00	-2.00

Flat Rate	21.74
Spot	50.90
Spot +/-	-0.20
Month To Date	53.52

Flat Rate	17.16
Spot	111.89
Spot +/-	-1.83
Month To Date	112.37

Flat Rate	21.09
Spot	209.44
Spot +/-	-19.17
Month To Date	210.03

Spot	64.00
Spot +/-	-0.57
Month To Date	78.61

The information provided in this communication is not intended for retail clients. It is general in nature only and does not constitute advice or an offer to sell, or the solicitation of an offer to purchase any swap or other financial instruments, nor constitute any recommendation on our part. The information has been prepared without considering your investment objectives, financial situation, or knowledge and experience. This material is not a research report and is not intended as such. FIS is not responsible for any trading decisions taken based on this communication. Trading swaps and over-the-counter derivatives, exchange-traded derivatives, and options involve substantial risk and are not suitable for all investors. You are advised to perform an independent investigation to determine whether a transaction is suitable for you. No part of this material may be copied or duplicated in any form by any means or redistributed without our prior written consent. Freight Investor Services Ltd (FIS) is authorised and regulated by the Financial Conduct Authority (FRN: 211452) and is a member of the National Futures Association ("NFA"). Freight Investor Services PTE Ltd ('FIS PTE') is a private limited company, incorporated and registered in Singapore with company number 200603922G, and has subsidiary offices in India and Shanghai. Freight Investor Solutions DMCC ('FIS DMCC') is a private limited company, incorporated and registered in Dubai with company number DMCC1225. Further information about FIS including the location of its offices can be found on our website at freightinvestorservices.com