



Fuel Oil Daily Evening Report

London +44 20 7090 1134 - info@freightinvestor.com | Singapore +65 6535 5189 - info@freightinvestor.asia | Shanghai +86 21 63012568

19 July 2024

Oil and Energy Market News

Oil slipped on Friday and was set for its second straight weekly loss, as a strong dollar and concern over the economy of top oil importer China offset a tighter supply outlook. The U.S. dollar index climbed after stronger-than-expected data on the U.S. labour market and manufacturing earlier in the week. A stronger U.S. currency dampens demand for dollar-denominated oil from buyers holding other currencies.

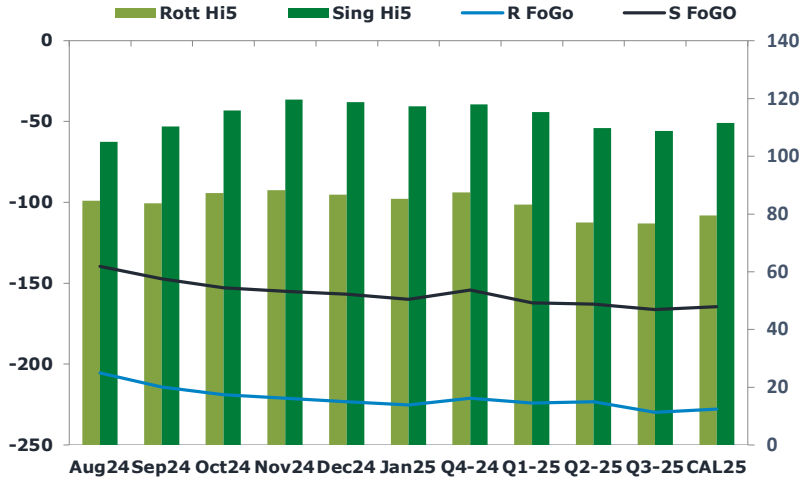
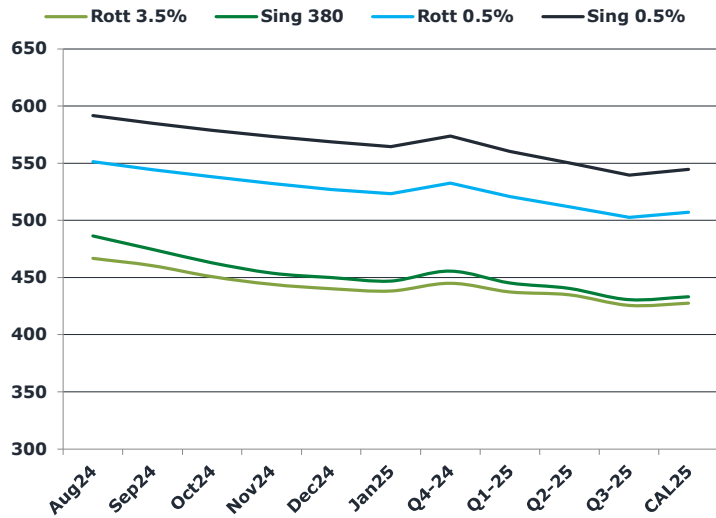
Brent crude prices fell by 80 cents, or 1%, to \$84.05 a barrel by 1630 BST.

U.S. West Texas Intermediate crude futures slipped 63 cents, or 0.8%, to \$82.19.

Brent

83.96

	Barges 3.5 %	Sing 380cst	Rott 0.5%	Sing 0.5%	Sing Hi5
Aug24	466.75	486.50	551.25	591.55	105
Sep24	460.50	474.75	544.25	585.05	110
Oct24	450.75	463.00	538.00	578.80	116
Nov24	444.00	454.00	532.25	573.55	120
Dec24	440.25	450.00	527.00	568.80	119
Jan25	438.25	447.00	523.50	564.30	117
Q4-24	445.00	455.75	532.50	573.75	118
Q1-25	437.50	445.25	520.75	560.50	115
Q2-25	435.00	440.50	512.00	550.25	110
Q3-25	425.75	430.75	502.50	539.50	109
CAL25	427.50	433.25	507.00	544.75	112



Fuel Oil Market News

Front VLSFO cracks are flat on the day into European close, trading \$10.30/bbl and \$3.90/bbl in the Sing and Rott, respectively. HSFO cracks edged up slightly.

Fuel spreads are pretty flat across the board after some trade activity seemed to be muted due to the global IT outages.

	Rott GOFO	Sing GOFO	R FoGo	S FoGo	Rott Hi5
Aug24	289.89	244.89	-205.50	-139.75	85
Sep24	297.93	257.68	-214.25	-147.50	84
Oct24	306.16	268.76	-219.00	-153.00	87
Nov24	309.17	274.78	-221.00	-155.25	88
Dec24	310.12	275.80	-223.25	-157.00	87
Jan25	310.54	277.31	-225.25	-160.00	85
Q4-24	308.50	272.49	-221.00	-154.50	88
Q1-25	307.50	277.40	-224.25	-162.25	83
Q2-25	300.25	272.84	-223.25	-163.00	77
Q3-25	306.50	275.14	-229.75	-166.50	77
CAL25	307.25	276.36	-227.75	-164.75	80
CAL 26	326.50	274.29	0.00	-172.75	75



19 July 2024

TIME SPREADS FUEL

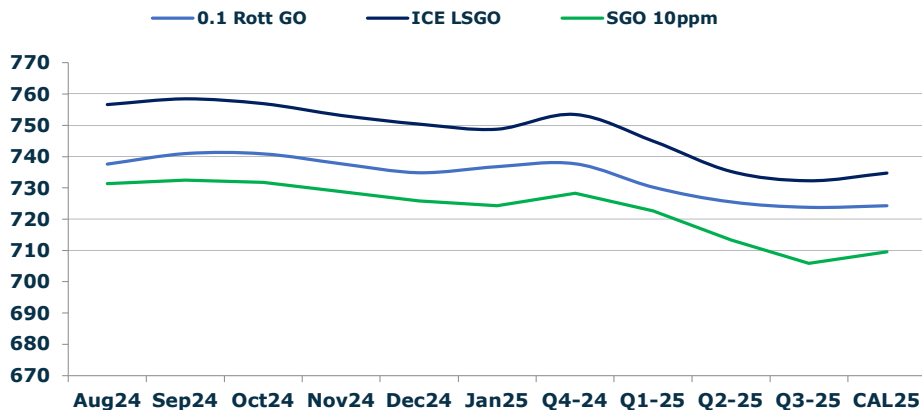
	Barges 3.5	S 380	Rott 0.5%	Sing 0.5%
Aug24/Sep24	6.25	11.75	7.00	6.50
Sep24/Oct24	9.75	11.75	6.25	6.25
Oct24/Nov24	6.75	9.00	5.75	5.25
Nov24/Dec24	3.75	4.00	5.25	4.75
Dec24/Jan25	2.00	3.00	3.50	4.50
Q4-24/Q1-25	7.50	10.50	11.75	13.25
Q1-25/Q2-25	2.50	4.75	8.75	10.25
Q2-25/Q3-25	9.25	9.75	9.50	10.75
CAL25/CAL26	22.75	24.00	27.3	34.00

GASOIL CURVES

	Rott 0.1	SGO 10ppm	ICE GO
Aug24	737.6	731.4	756.6
Sep24	740.9	732.4	758.4
Oct24	740.9	731.8	756.9
Nov24	737.7	728.8	753.2
Dec24	734.9	725.8	750.4
Jan25	736.8	724.3	748.8
Q4-24	737.8	728.2	753.5
Q1-25	730.3	722.7	745.0
Q2-25	725.5	713.3	735.3
Q3-25	723.8	705.9	732.3
CAL25	724.3	709.6	734.8

EW SPREAD

	EW380	EW0.5%
Aug24	19.75	40.30
Sep24	14.25	40.80
Oct24	12.25	40.80
Nov24	10.00	41.30
Dec24	9.75	41.80
Jan25	8.75	40.80
Q4-24	10.75	41.25
Q1-25	7.75	39.75
Q2-25	5.50	38.25
Q3-25	5.00	37.00
CAL25	7.00	37.75



Contact US:

Luke Longhurst
 Email: lukel@freightinvestor.com
 Mobile: (+44) 7966 968761

Ricky Forman
 Email: rickyf@freightinvestor.com
 Mobile: (+44) 7868 708719

Sam Twyford
 Email: samt@freightinvestor.com
 Mobile: (+44) 7729 118643

Archie Smith
 Email: archies@freightinvestor.com
 Mobile: (+44) 7355 020663

Jessie Deng
 Email: jessied@freightinvestor.com
 Mobile: (+86) 13524516743

Jarryd Smith
 Email: jarryds@freightinvestor.com
 Mobile: (+65) 8798 4987

Min Bao
 Email: minb@freightinvestor.com
 Mobile: (+65) 9785 4627

The information provided in this communication is not intended for retail clients. It is general in nature only and does not constitute advice or an offer to sell, or the solicitation of an offer to purchase any swap or other financial instruments, nor constitute any recommendation on our part. The information has been prepared without considering your investment objectives, financial situation, or knowledge and experience. This material is not a research report and is not intended as such. FIS is not responsible for any trading decisions taken based on this communication. Trading swaps and over-the-counter derivatives, exchange-traded derivatives, and options involve substantial risk and are not suitable for all investors. You are advised to perform an independent investigation to determine whether a transaction is suitable for you. No part of this material may be copied or duplicated in any form by any means or redistributed without our prior written consent. Freight Investor Services Ltd (FIS) is authorised and regulated by the Financial Conduct Authority (FRN: 211452) and is a member of the National Futures Association ("NFA"). Freight Investor Services PTE Ltd ('FIS PTE') is a private limited company, incorporated and registered in Singapore with company number 200603922G, and has subsidiary offices in India and Shanghai. Freight Investor Solutions DMCC ('FIS DMCC') is a private limited company, incorporated and registered in Dubai with company number DMCC1225. Further information about FIS including the location of its offices can be found on our website at freightinvestorservices.com