

IN THE NEWS [Bloomberg]

A flareup of wildfires in Alberta is threatening as much as half a million barrels a day of output. Indian Oil Corp. will expand a slew of refineries to cater to rising demand, Chairman Shrikant Madhav Vaidya said. China's diesel consumption may fall 5.6% in the second half after a 4.2% drop in the first, Mysteel OilChem said. An oil slick extending more than 125 miles appeared in the Red Sea as Yemen's Houthi militants target commercial ships. Just as the summer vacation gets underway in Europe, airlines are feeling a cold chill wafting over the Atlantic. The UK placed sanctions on 11 more tankers that are helping Russia to export its supplies to customers.

COMING TODAY (All times US Eastern unless noted.)

Shanghai exchange weekly commodities inventory

European Parliament Plenary session in Strasbourg (last day)

Baker Hughes weekly rig count report, 1pm

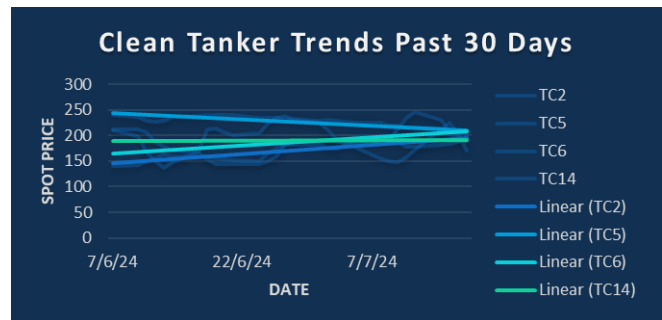
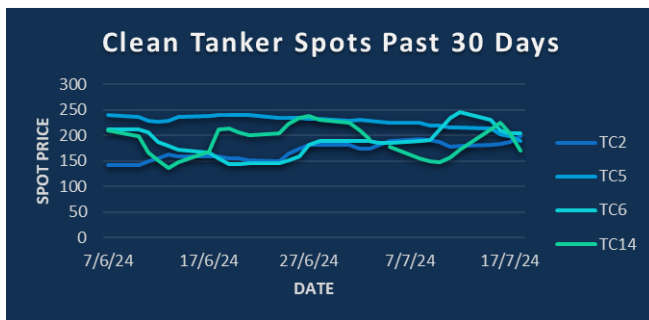
CFTC weekly commitment of traders data, 3:30pm

ICE Futures Europe weekly commitment of traders report, 6:30pm London (1:30 p.m. ET)

WTI CSO for August expires

Reliance Industries Ltd. board meeting/presentation on financial results for quarter ended June 30

Earnings: Halliburton 2Q; SLB 2Q



CPP TRADE RECAP & COMMENTARY

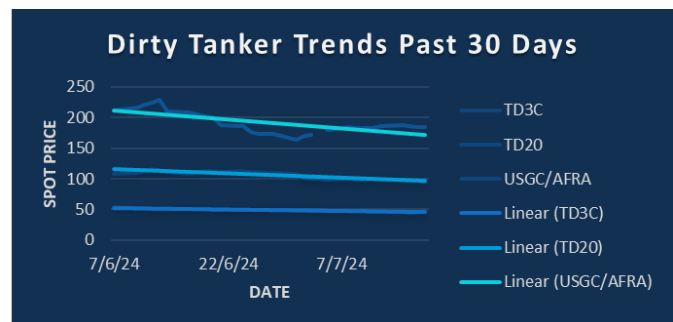
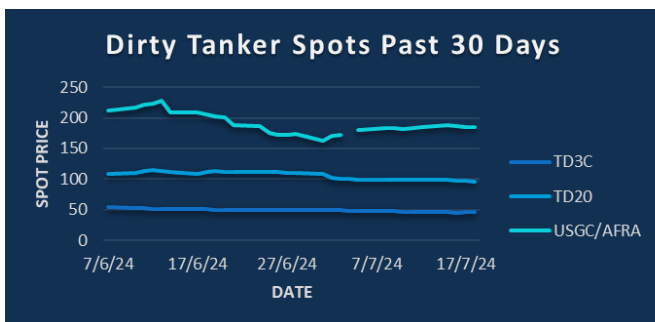
TC2 Bal mo traded ws198, Aug traded ws191 and ws190, Sep traded ws181.

TC5 Bal mo traded ws185, Aug traded ws188, off to ws184, Sep traded ws190, Aug/Sep traded -6ws.

TC14 Bal mo traded ws180, Aug traded ws170, up to ws176, Sep traded ws171. Q4 traded ws176.

TC17 Aug traded ws260, off to ws250, Sep traded ws264.

BLPG1 Aug traded \$56, off to \$54, Sep traded \$60, Oct traded \$67, Q4 traded \$68. Cal 25 traded \$63.5



DPP TRADE RECAP & COMMENTARY

TD3C Bal mo traded ws51, Aug traded ws51.25 in size, up to ws52, Sep traded ws57. Q4 traded ws69.75, off to ws69, Q1 traded \$14.7 in size, Q2 at \$13.55, Cal 25 traded \$13 and \$13.1.

TD20 Aug traded ws88, Sep traded ws92, Q4 traded ws110, Cal 25 traded \$16.5

USGC/UKC Aug traded ws162.5, off to ws160, Sep traded ws158.5 at last, Aug/Sep traded 3.7ws.

TC2	ws	\$/mt	\$ +/-
Balmo	198.00	31.40	+0.00
Jul-24	189.75	30.09	+0.00
Aug-24	190.00	30.13	+0.00
Sep-24	181.00	28.71	+0.00
Oct-24	186.00	29.50	+0.00
Nov-24	188.50	29.90	+0.00
Dec-24	191.00	30.29	+0.00
Q3(24)	187.00	29.66	+0.00
Q4(24)	188.50	29.90	+0.00
Q1(25)		30.40	+0.00
Q2(25)		27.30	+0.00
CAL(25)		27.65	+0.00
CAL(26)		25.95	+0.00

TC5	ws	\$/mt	\$ +/-
Balmo	185.00	44.75	+0.00
Jul-24	204.50	49.47	+0.00
Aug-24	186.00	44.99	+0.00
Sep-24	190.00	45.96	+0.00
Oct-24	191.50	46.32	+0.00
Nov-24	192.00	46.44	+0.00
Dec-24	195.50	47.29	+0.00
Q3(24)	193.50	46.81	+0.00
Q4(24)	193.00	46.69	+0.00
Q1(25)		43.95	+0.00
Q2(25)		40.80	+0.00
CAL(25)		40.90	+0.00
CAL(26)		38.15	+0.00

TC6	ws	\$/mt	\$ +/-
Balmo	216.25	16.07	+0.00
Jul-24	209.00	15.53	+0.00
Aug-24	202.00	15.01	+0.00
Sep-24	207.50	15.42	+0.00
Oct-24	217.50	16.16	+0.00
Nov-24	250.50	18.61	+0.00
Dec-24	294.50	21.88	+0.00
Q3(24)	206.25	15.32	+0.00
Q4(24)	254.00	18.87	+0.00
Q1(25)		18.25	+0.00
Q2(25)		15.35	+0.00
CAL(25)		15.50	+0.00
CAL(26)		14.85	+0.00

TC14	ws	\$/mt	\$ +/-
Balmo	180.00	39.64	+0.00
Jul-24	182.75	40.24	+0.00
Aug-24	176.00	38.76	+0.00
Sep-24	171.00	37.65	+0.00
Oct-24	172.50	37.98	+0.00
Nov-24	177.00	38.98	+0.00
Dec-24	182.00	40.08	+0.00
Q3(24)	176.50	38.87	+0.00
Q4(24)	177.25	39.03	+0.00
Q1(25)		35.30	+0.00
Q2(25)		33.55	+0.00
CAL(25)		33.40	+0.00
CAL(26)		28.35	+0.00

Flat Rate	15.86
Spot	199.06
Spot +/-	11.25
Month To Date	184.51

Flat Rate	24.19
Spot	188.75
Spot +/-	-9.06
Month To Date	217.03

Flat Rate	7.43
Spot	203.89
Spot +/-	-1.39
Month To Date	204.45

Flat Rate	22.02
Spot	170.71
Spot +/-	-32.86
Month To Date	184.51

TD3C	ws	\$/mt	\$ +/-
Balmo	51.50	11.20	+0.00
Jul-24	49.00	10.65	+0.00
Aug-24	52.00	11.30	+0.00
Sep-24	57.00	12.39	+0.00
Oct-24	65.50	14.24	+0.00
Nov-24	70.50	15.33	+0.00
Dec-24	73.50	15.98	+0.00
Q3(24)	52.75	11.47	+0.00
Q4(24)	69.75	15.16	+0.00
Q1(25)		14.70	+0.00
Q2(25)		0.00	+0.00
CAL(25)		13.95	+0.00
CAL(26)		13.10	+0.00

TD20	ws	\$/mt	\$ +/-
Balmo	92.75	15.92	+0.00
Jun-24	97.00	16.65	+0.00
Jul-24	88.00	15.10	+0.00
Aug-24	92.00	15.79	+0.00
Sep-24	103.50	17.76	+0.00
Oct-24	110.00	18.88	+0.00
Nov-24	116.50	19.99	+0.00
Q3(24)	92.25	15.83	+0.00
Q4(24)	110.00	18.88	+0.00
Q1(25)		17.75	+0.00
Q2(25)		16.00	+0.00
CAL(25)		16.60	+0.00
CAL(26)		15.50	+0.00

AFRA	ws	\$/mt	\$ +/-
Balmo	177.00	37.33	+0.00
Jul-24	178.50	37.65	+0.00
Aug-24	160.00	33.74	+0.00
Sep-24	158.00	33.32	+0.00
Oct-24	175.50	37.01	+0.00
Nov-24	187.00	39.44	+0.00
Dec-24	198.50	41.86	+0.00
Q3(24)	165.50	34.90	+0.00
Q4(24)	187.00	39.44	+0.00
Q1(25)		37.35	+0.00
Q2(25)		34.50	+0.00
CAL(25)		34.90	+0.00
CAL(26)		32.20	+0.00

BLPG1	\$/mt	\$ +/-
Balmo		
Jul-24	56.00	+0.00
Aug-24	54.00	+0.00
Sep-24	59.50	+0.00
Oct-24	67.00	+0.00
Nov-24	68.00	+0.00
Dec-24	69.00	+0.00
Q3(24)	56.50	+0.00
Q4(24)	68.00	+0.00
Q1(25)	60.75	+0.00
Q2(25)	62.90	+0.00
CAL(25)	63.50	+0.00
CAL(26)	60.50	+0.00

Flat Rate	21.74
Spot	46.90
Spot +/-	1.45
Month To Date	47.30

Flat Rate	17.16
Spot	94.89
Spot +/-	-1.61
Month To Date	99.51

Flat Rate	21.09
Spot	184.72
Spot +/-	0.00
Month To Date	180.32

Spot	52.43
Spot +/-	-0.28
Month To Date	59.57

The information provided in this communication is not intended for retail clients. It is general in nature only and does not constitute advice or an offer to sell, or the solicitation of an offer to purchase any swap or other financial instruments, nor constitute any recommendation on our part. The information has been prepared without considering your investment objectives, financial situation, or knowledge and experience. This material is not a research report and is not intended as such. FIS is not responsible for any trading decisions taken based on this communication. Trading swaps and over-the-counter derivatives, exchange-traded derivatives, and options involve substantial risk and are not suitable for all investors. You are advised to perform an independent investigation to determine whether a transaction is suitable for you. No part of this material may be copied or duplicated in any form by any means or redistributed without our prior written consent. Freight Investor Services Ltd (FIS) is authorised and regulated by the Financial Conduct Authority (FRN: 211452) and is a member of the National Futures Association ("NFA"). Freight Investor Services PTE Ltd ('FIS PTE') is a private limited company, incorporated and registered in Singapore with company number 200603922G, and has subsidiary offices in India and Shanghai. Freight Investor Solutions DMCC ('FIS DMCC') is a private limited company, incorporated and registered in Dubai with company number DMCC1225. Further information about FIS including the location of its offices can be found on our website at freightinvestorservices.com