



# Fuel Oil Daily Evening Report

London +44 20 7090 1134 - info@freightinvestor.com | Singapore +65 6535 5189 - info@freightinvestor.asia | Shanghai +86 21 63012568

30 August 2024

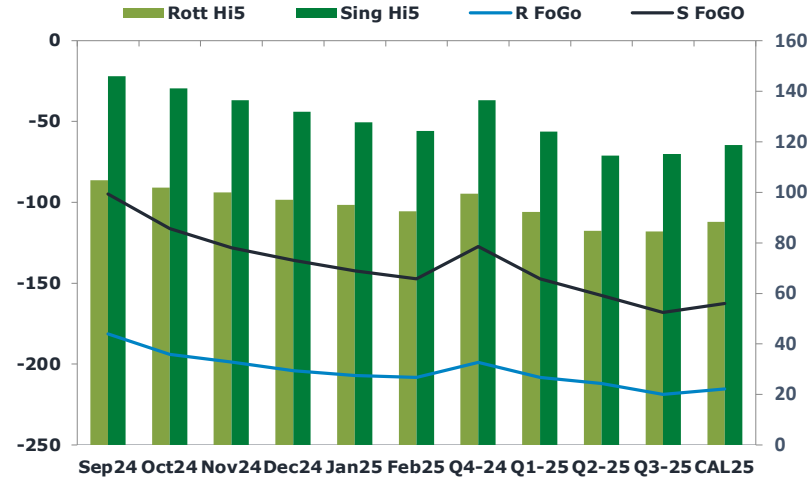
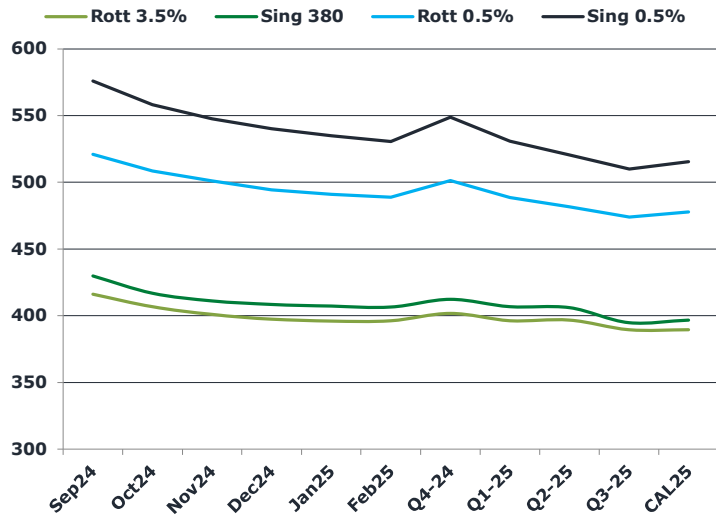
## Oil and Energy Market News

Crude futures have fallen sharply in the European afternoon, with front month Brent off over 2% on the day and down 0.3% on the week. Expectations of OPEC+ trickling supply back into the market from October will offset any drawn-out cuts in Libya.

## Brent

77.33

	Barges 3.5 %	Sing 380cst	Rott 0.5%	Sing 0.5%	Sing Hi5
Sep24	416.15	429.90	520.95	575.85	146
Oct24	406.65	416.90	508.45	558.10	141
Nov24	400.90	411.15	500.95	547.60	136
Dec24	397.40	408.40	494.45	540.35	132
Jan25	395.90	407.15	490.95	534.85	128
Feb25	396.15	406.40	488.70	530.60	124
Q4-24	401.75	412.25	501.25	548.75	137
Q1-25	396.25	406.75	488.50	530.75	124
Q2-25	396.75	406.00	481.50	520.50	115
Q3-25	389.50	394.75	474.00	510.00	115
CAL25	389.50	396.75	477.75	515.50	119



## Fuel Oil Market News

Front end VLSFO market structure edged up today, with the Sep crack up 10 cents at \$13.25/bbl and the Sep24/Oct24 spread up 75 cents from yesterday's settlement of \$17.25/mt. Rotterdam spreads were a tick higher in the front.

	Rott GOFO	Sing GOFO	R FoGo	S FoGO	Rott Hi5
Sep24	285.95	240.70	-181.25	-94.75	105
Oct24	295.80	257.43	-194.00	-116.25	102
Nov24	298.89	264.37	-198.75	-128.00	100
Dec24	301.14	267.72	-204.00	-135.75	97
Jan25	302.17	269.93	-207.00	-142.25	95
Feb25	300.82	271.50	-208.25	-147.25	93
Q4-24	298.50	263.84	-199.00	-127.25	100
Q1-25	300.50	271.20	-208.25	-147.25	92
Q2-25	296.75	271.95	-212.00	-157.50	85
Q3-25	303.25	283.20	-218.75	-168.00	85
CAL25	303.75	281.20	-215.50	-162.50	88
CAL 26	316.75	293.03	0.00	-182.00	79



# Fuel Oil Daily Evening Report

London +44 20 7090 1134 - info@freightinvestor.com | Singapore +65 6535 5189 - info@freightinvestor.asia | Shanghai +86 21 63012568

## 30 August 2024

### TIME SPREADS FUEL

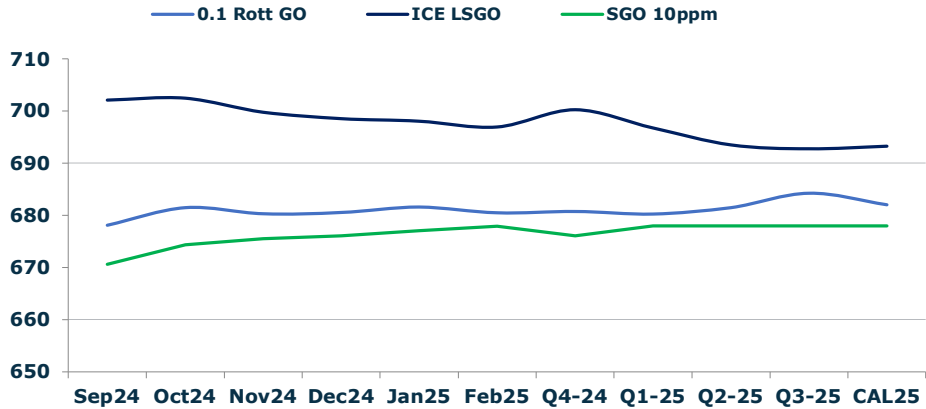
	Barges 3.5	S 380	Rott 0.5%	Sing 0.5%
Sep24/Oct24	9.50	13.00	12.50	17.75
Oct24/Nov24	5.75	5.75	7.50	10.50
Nov24/Dec24	3.50	2.75	6.50	7.25
Dec24/Jan25	1.50	1.25	3.50	5.50
Jan25/Feb25	-0.25	0.75	2.25	4.25
Q4-24/Q1-25	5.50	5.50	12.75	18.00
Q1-25/Q2-25	-0.50	0.75	7.00	10.25
Q2-25/Q3-25	7.25	11.25	7.50	10.50
CAL25/CAL26	18.00	23.00	27.3	30.75

### GASOIL CURVES

	Rott 0.1	SGO 10ppm	ICE GO
Sep24	678.1	670.6	702.1
Oct24	681.4	674.3	702.4
Nov24	680.3	675.5	699.8
Dec24	680.5	676.1	698.5
Jan25	681.6	677.1	698.1
Feb25	680.5	677.9	697.0
Q4-24	680.8	676.1	700.3
Q1-25	680.3	678.0	696.8
Q2-25	681.5	678.0	693.5
Q3-25	684.3	678.0	692.8
CAL25	682.0	678.0	693.3

### EW SPREAD

	EW380	EW0.5%
Sep24	13.75	54.90
Oct24	10.25	49.65
Nov24	10.25	46.65
Dec24	11.00	45.90
Jan25	11.25	43.90
Feb25	10.25	41.90
Q4-24	10.50	47.50
Q1-25	10.50	42.25
Q2-25	9.25	39.00
Q3-25	5.25	36.00
CAL25	5.25	37.75



### Contact US:

**Luke Longhurst**  
 Email: lukel@freightinvestor.com  
 Mobile: (+44) 7966 968761

**Ricky Forman**  
 Email: rickyf@freightinvestor.com  
 Mobile: (+44) 7868 708719

**Sam Twyford**  
 Email: samt@freightinvestor.com  
 Mobile: (+44) 7729 118643

**Archie Smith**  
 Email: archies@freightinvestor.com  
 Mobile: (+44) 7355 020663

**Jessie Deng**  
 Email: jessied@freightinvestor.com  
 Mobile: (+86) 13524516743

**Jarryd Smith**  
 Email: jarryds@freightinvestor.com  
 Mobile: (+65) 8798 4987

**Min Bao**  
 Email: minb@freightinvestor.com  
 Mobile: (+65) 9785 4627

The information provided in this communication is not intended for retail clients. It is general in nature only and does not constitute advice or an offer to sell, or the solicitation of an offer to purchase any swap or other financial instruments, nor constitute any recommendation on our part. The information has been prepared without considering your investment objectives, financial situation, or knowledge and experience. This material is not a research report and is not intended as such. FIS is not responsible for any trading decisions taken based on this communication. Trading swaps and over-the-counter derivatives, exchange-traded derivatives, and options involve substantial risk and are not suitable for all investors. You are advised to perform an independent investigation to determine whether a transaction is suitable for you. No part of this material may be copied or duplicated in any form by any means or redistributed without our prior written consent. Freight Investor Services Ltd (FIS) is authorised and regulated by the Financial Conduct Authority (FRN: 211452) and is a member of the National Futures Association ("NFA"). Freight Investor Services PTE Ltd ('FIS PTE') is a private limited company, incorporated and registered in Singapore with company number 200603922G, and has subsidiary offices in India and Shanghai. Freight Investor Solutions DMCC ('FIS DMCC') is a private limited company, incorporated and registered in Dubai with company number DMCC1225. Further information about FIS including the location of its offices can be found on our website at freightinvestorservices.com