

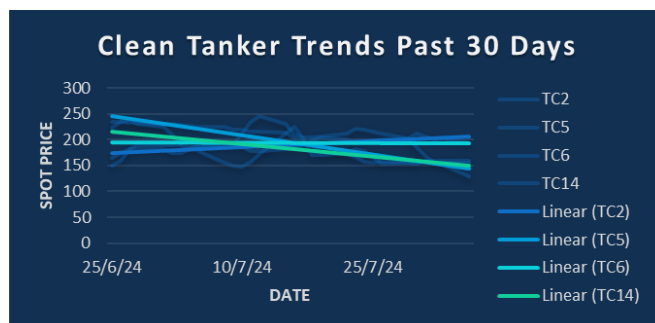
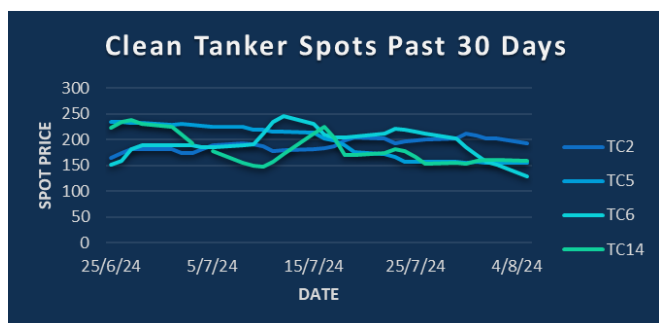
IN THE NEWS [Bloomberg]

(Bloomberg) -- The US and its allies worked to head off an Iranian attack on Israel and avert a wider regional war as concerns grew that a strike may come at any moment in retaliation for the killing of a top Hamas leader in Tehran. Iran reiterated it wants to avoid all-out war with Israel, even as it threatened to retaliate for last week's assassination of a leading Hamas figure in its capital. Three oil traders at merchant Freepoint Commodities LLC in Switzerland have left the firm, people familiar with the matter said. Diamondback Energy Inc. raised its 2024 oil-production target, joining other US shale drillers lifting full-year forecasts. Hurricane Debby slammed into Florida on Monday, with ocean heat fueling powerful winds and rains. Now, another atmospheric force is setting the stage for even more intense tropical activity.

COMING TODAY (All times London)

9:30pm: American Petroleum Institute's weekly report on US oil inventories

Earnings: Aramco; Marathon Petroleum Corp.; Devon Energy Corp.

**CPP TRADE RECAP & COMMENTARY**

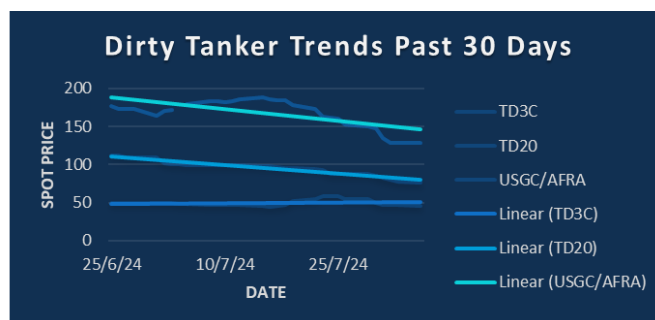
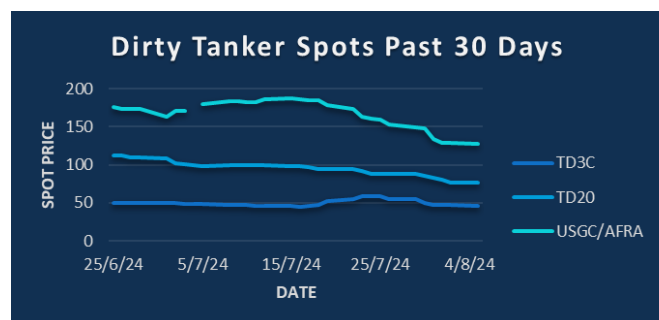
TC2 Bal mo traded ws177.5, Oct traded ws173, Q4 traded ws176.

TC5 Bal mo traded ws166.5, Aug traded ws163, Sep traded ws182, off to ws179.

TC6 Bal mo traded ws165, Sep ws180.

TC14 Aug traded ws170, Sep traded ws163, off to ws161, Cal25 traded \$31.5.

BLPG1 Sep traded \$48 and \$47, Dec traded \$63. Q4 traded \$59, Q4/Q1 traded \$4, Cal25 traded \$59.5 and \$59.

**DPP TRADE RECAP & COMMENTARY**

TD3C Aug traded ws50, down to ws48.5 in size, Aug/Sep traded -3.5ws, Sep traded ws52.5. Nov traded ws65, Q4 traded ws64.75, Q2 traded \$13.2, Cal25 traded \$13.7, \$13.65 & \$13.6

TD20 Sep traded ws88.

USGC/UKC Bal mo traded ws142, Sep traded ws153 and ws154, Q4 traded ws182, Cal25 traded \$33.85.

TC2	ws	\$/mt	\$ +/-
Balmo	177.50	28.15	-1.15
Aug-24	180.50	28.63	-0.91
Sep-24	178.00	28.23	-0.28
Oct-24	173.00	27.44	-1.11
Nov-24	176.00	27.91	-0.95
Dec-24	179.00	28.39	-0.79
Jan-25		30.35	-0.15
Q4(24)	176.00	27.91	-0.95
Q1(25)		29.15	+0.00
Q2(25)		25.90	+0.00
Q3(25)		23.75	+0.00
CAL(25)		26.15	+0.00
CAL(26)		25.65	+0.00

TC5	ws	\$/mt	\$ +/-
Balmo	164.25	39.73	-1.33
Aug-24	163.00	39.43	-1.27
Sep-24	177.00	42.82	-1.21
Oct-24	186.00	44.99	-0.48
Nov-24	191.50	46.32	-0.24
Dec-24	195.50	47.29	-0.48
Jan-25		45.00	+0.00
Q4(24)	191.00	46.20	-0.42
Q1(25)		42.50	-0.15
Q2(25)		39.90	+0.15
Q3(25)		38.50	+0.00
CAL(25)		40.15	+0.00
CAL(26)		38.15	+0.00

TC6	ws	\$/mt	\$ +/-
Balmo	165.00	12.26	-0.89
Aug-24	162.50	12.07	-0.93
Sep-24	180.00	13.37	-0.74
Oct-24	205.00	15.23	-0.30
Nov-24	239.00	17.76	-0.59
Dec-24	289.00	21.47	-0.37
Jan-25		19.40	+0.00
Q4(24)	244.25	18.15	-0.43
Q1(25)		18.55	+0.00
Q2(25)		15.85	+0.00
Q3(25)		13.55	+0.00
CAL(25)		15.95	+0.00
CAL(26)		15.05	+0.00

TC14	ws	\$/mt	\$ +/-
Balmo	171.75	37.82	-0.17
Aug-24	170.00	37.43	-0.33
Sep-24	162.00	35.67	-0.66
Oct-24	165.50	36.44	-0.55
Nov-24	170.00	37.43	-0.33
Dec-24	178.00	39.20	-0.33
Jan-25		34.80	-1.55
Q4(24)	171.25	37.71	-0.39
Q1(25)		32.85	-0.55
Q2(25)		31.60	-0.60
Q3(25)		29.75	-0.75
CAL(25)		31.50	-0.65
CAL(26)		28.00	-0.25

Flat Rate	15.86
Spot	193.13
Spot +/-	-8.75
Month To Date	198.86

Flat Rate	24.19
Spot	155.31
Spot +/-	0.00
Month To Date	155.31

Flat Rate	7.43
Spot	129.44
Spot +/-	-21.95
Month To Date	145.74

Flat Rate	22.02
Spot	159.29
Spot +/-	-0.71
Month To Date	159.76

TD3C	ws	\$/mt	\$ +/-
Balmo	49.00	10.65	-0.22
Aug-24	48.50	10.54	-0.22
Sep-24	52.50	11.41	+0.00
Oct-24	60.00	13.04	+0.00
Nov-24	64.75	14.08	-0.27
Dec-24	69.50	15.11	-0.22
Jan-25		14.65	-0.10
Q4(24)	64.75	14.08	-0.16
Q1(25)		14.20	+0.00
Q2(25)		13.20	-0.20
Q3(25)		12.75	-0.15
CAL(25)		13.60	+0.00
CAL(26)		12.85	-0.15

TD20	ws	\$/mt	\$ +/-
Balmo	82.75	14.20	-0.21
Aug-24	82.00	14.07	-0.26
Sep-24	87.00	14.93	-0.30
Oct-24	99.00	16.99	-0.34
Nov-24	106.50	18.28	-0.26
Dec-24	112.00	19.22	-0.13
Jan-25		18.30	+0.00
Q4(24)	105.75	18.15	-0.26
Q1(25)		17.40	-0.15
Q2(25)		15.60	-0.05
Q3(25)		14.50	+0.00
CAL(25)		16.10	-0.10
CAL(26)		15.50	+0.00

AFRA	ws	\$/mt	\$ +/-
Balmo	141.75	29.90	+0.58
Aug-24	139.75	29.47	+0.37
Sep-24	153.50	32.37	+0.32
Oct-24	172.50	36.38	-0.21
Nov-24	182.00	38.38	-0.42
Dec-24	193.00	40.70	-0.63
Jan-25		36.90	-0.25
Q4(24)	182.50	38.49	-0.42
Q1(25)		36.20	-0.50
Q2(25)		32.90	-0.35
Q3(25)		32.00	-0.30
CAL(25)		33.85	-0.15
CAL(26)		31.75	+0.00

BLPG1	\$/mt	\$ +/-
Balmo		
Aug-24	39.70	-0.30
Sep-24	47.00	-1.00
Oct-24	58.00	+0.00
Nov-24	59.35	-1.65
Dec-24	59.75	-1.25
Jan-25	55.00	-0.25
Q4(24)	59.00	-1.00
Q1(25)	55.00	-1.50
Q2(25)	55.00	-1.65
Q3(25)	59.90	+0.70
CAL(25)	59.00	-0.50
CAL(26)	59.25	+0.05

Flat Rate	21.74
Spot	45.75
Spot +/-	-0.98
Month To Date	46.49

Flat Rate	17.16
Spot	75.97
Spot +/-	-0.97
Month To Date	77.77

Flat Rate	21.09
Spot	128.61
Spot +/-	0.83
Month To Date	128.24

Flat Rate	41.83
Spot	41.83
Spot +/-	-0.50
Month To Date	43.61

The information provided in this communication is not intended for retail clients. It is general in nature only and does not constitute advice or an offer to sell, or the solicitation of an offer to purchase any swap or other financial instruments, nor constitute any recommendation on our part. The information has been prepared without considering your investment objectives, financial situation, or knowledge and experience. This material is not a research report and is not intended as such. FIS is not responsible for any trading decisions taken based on this communication. Trading swaps and over-the-counter derivatives, exchange-traded derivatives, and options involve substantial risk and are not suitable for all investors. You are advised to perform an independent investigation to determine whether a transaction is suitable for you. No part of this material may be copied or duplicated in any form by any means or redistributed without our prior written consent. Freight Investor Services Ltd (FIS) is authorised and regulated by the Financial Conduct Authority (FRN: 211452) and is a member of the National Futures Association ("NFA"). Freight Investor Services PTE Ltd ('FIS PTE') is a private limited company, incorporated and registered in Singapore with company number 200603922G, and has subsidiary offices in India and Shanghai. Freight Investor Solutions DMCC ('FIS DMCC') is a private limited company, incorporated and registered in Dubai with company number DMCC1225. Further information about FIS including the location of its offices can be found on our website at freightinvestorservices.com