

**IN THE NEWS** [Bloomberg]

Israel and Hamas blamed each other for impeding a cease-fire and hostage deal as the top US diplomat arrived in Tel Aviv to press for an agreement. Waha Oil production returned to normal levels of about 300,000 barrels a day after completing maintenance on a pipeline from oil fields in the Sirte basin to the Es Sider export terminal, according to two people with direct knowledge of the situation. Libya's central bank said it halted operations after a senior employee was kidnapped Sunday, in the latest example of how a security void stemming from a more-than-decade-old political feud is pushing the OPEC nation deeper into chaos. The extended outage at a key oil field in Libya has breathed life into sales of US crude to Europe but failed to repeat the frenzy buying seen in the past as concerns over swelling crude supplies overshadow the risks. Autry Stephens, a petroleum engineer raised on a Texas peanut and watermelon farm who became the richest US oilman, has died. He was 86.

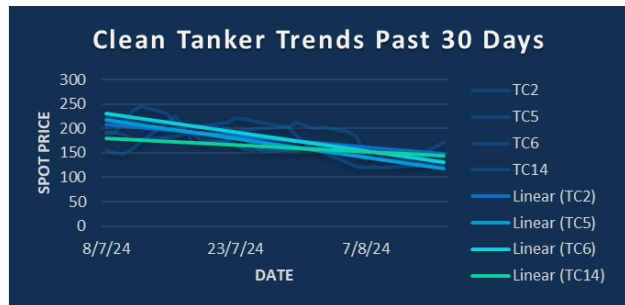
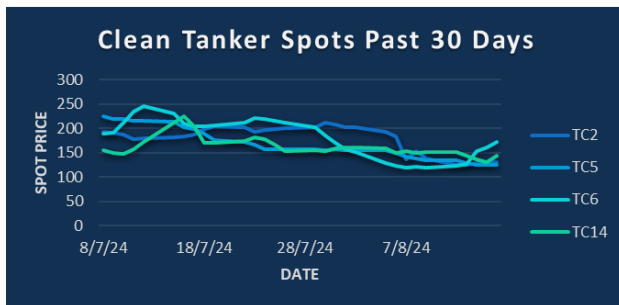
**COMING TODAY**

EnerCom Denver — Energy Investment Conference (through Aug. 21)

Democratic National Convention (through Aug. 22), Chicago

WTI CSOs for September expire

Holidays: Venezuela

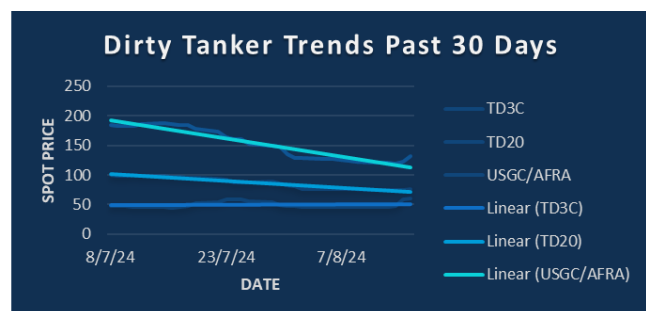
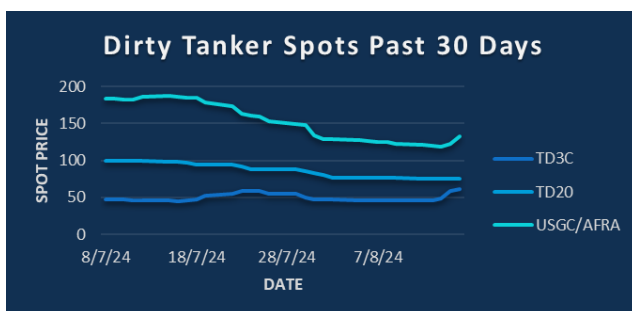
**CPP TRADE RECAP & COMMENTARY**

**TC2** Sep traded ws167.

**TC5** Sep traded ws140, Sep traded ws156, up to ws160, Oct traded ws171.

**TC14** Sep traded ws163, up to ws167.5

**TC17** Sep traded ws240.

**DPP TRADE RECAP & COMMENTARY**

**TD3C** Bal mo traded ws56.75, Aug traded ws51.89, Sep traded ws56. Oct/Nov traded -4ws, Q4 traded ws67.

**TD20** Bal mo traded ws82.

**USGC/UKC** Bal mo traded ws145, Sep traded ws159, Q4 traded ws185.

TC2	ws	\$/mt	\$/+/-
Balmo	<b>148.50</b>	23.55	+0.00
Aug-24	<b>153.00</b>	24.27	+0.00
Sep-24	<b>167.00</b>	26.49	+0.00
Oct-24	<b>173.50</b>	27.52	+0.00
Nov-24	<b>177.00</b>	28.07	+0.00
Dec-24	<b>182.50</b>	28.94	+0.00
Jan-25		29.40	+0.00
Q4(24)	<b>177.50</b>	28.15	+0.00
Q1(25)		28.50	+0.00
Q2(25)		25.75	+0.00
Q3(25)		23.35	+0.00
CAL(25)		25.90	+0.00
CAL(26)		25.25	+0.00

TC5	ws	\$/mt	\$/+/-
Balmo	<b>140.00</b>	33.87	+0.00
Aug-24	<b>139.50</b>	33.75	+0.00
Sep-24	<b>160.00</b>	38.70	+0.00
Oct-24	<b>173.00</b>	41.85	+0.00
Nov-24	<b>181.00</b>	43.78	+0.00
Dec-24	<b>191.00</b>	46.20	+0.00
Jan-25		43.00	+0.00
Q4(24)	<b>181.50</b>	43.90	+0.00
Q1(25)		42.00	+0.00
Q2(25)		38.65	+0.00
Q3(25)		37.50	+0.00
CAL(25)		39.25	+0.00
CAL(26)		37.75	+0.00

TC6	ws	\$/mt	\$/+/-
Balmo	<b>170.50</b>	12.67	+0.00
Aug-24	<b>152.00</b>	11.29	+0.00
Sep-24	<b>200.00</b>	14.86	+0.00
Oct-24	<b>212.00</b>	15.75	+0.00
Nov-24	<b>249.50</b>	18.54	+0.00
Dec-24	<b>298.00</b>	22.14	+0.00
Jan-25		19.50	+0.00
Q4(24)	<b>253.00</b>	18.80	+0.00
Q1(25)		18.55	+0.00
Q2(25)		15.80	+0.00
Q3(25)		13.55	+0.00
CAL(25)		15.95	+0.00
CAL(26)		15.00	+0.00

TC14	ws	\$/mt	\$/+/-
Balmo	<b>155.00</b>	34.13	+0.00
Aug-24	<b>152.00</b>	33.47	+0.00
Sep-24	<b>167.50</b>	36.88	+0.00
Oct-24	<b>164.50</b>	36.22	+0.00
Nov-24	<b>162.50</b>	35.78	+0.00
Dec-24	<b>187.50</b>	41.29	+0.00
Jan-25		34.25	+0.00
Q4(24)	<b>171.50</b>	37.76	+0.00
Q1(25)		33.05	+0.00
Q2(25)		31.50	+0.00
Q3(25)		30.05	+0.00
CAL(25)		31.80	+0.00
CAL(26)		28.40	+0.00

Flat Rate	<b>15.86</b>
Spot	<b>130.00</b>
Spot +/-	<b>-0.63</b>
Month To Date	<b>153.86</b>

Flat Rate	<b>24.19</b>
Spot	<b>124.38</b>
Spot +/-	<b>0.00</b>
Month To Date	<b>138.98</b>

Flat Rate	<b>7.43</b>
Spot	<b>161.67</b>
Spot +/-	<b>#REF!</b>
Month To Date	<b>138.29</b>

Flat Rate	<b>22.02</b>
Spot	<b>143.21</b>
Spot +/-	<b>12.14</b>
Month To Date	<b>149.11</b>

TD3C	ws	\$/mt	\$/+/-
Balmo	<b>57.00</b>	12.39	+0.00
Aug-24	<b>52.00</b>	11.30	+0.00
Sep-24	<b>56.00</b>	12.17	+0.00
Oct-24	<b>63.00</b>	13.70	+0.00
Nov-24	<b>67.00</b>	14.57	+0.00
Dec-24	<b>71.00</b>	15.44	+0.00
Jan-25		14.65	+0.00
Q4(24)	<b>67.00</b>	14.57	+0.00
Q1(25)		14.15	+0.00
Q2(25)		13.25	+0.00
Q3(25)		12.75	+0.00
CAL(25)		13.75	+0.00
CAL(26)		12.95	+0.00

TD20	ws	\$/mt	\$/+/-
Balmo	<b>82.00</b>	14.07	+0.00
Aug-24	<b>78.50</b>	13.47	+0.00
Sep-24	<b>88.50</b>	15.19	+0.00
Oct-24	<b>100.50</b>	17.25	+0.00
Nov-24	<b>108.00</b>	18.53	+0.00
Dec-24	<b>114.00</b>	19.56	+0.00
Jan-25		18.15	+0.00
Q4(24)	<b>107.50</b>	18.45	+0.00
Q1(25)		17.50	+0.00
Q2(25)		15.90	+0.00
Q3(25)		14.50	+0.00
CAL(25)		16.25	+0.00
CAL(26)		15.25	+0.00

AFRA	ws	\$/mt	\$/+/-
Balmo	<b>145.00</b>	30.58	+0.00
Aug-24	<b>133.00</b>	28.05	+0.00
Sep-24	<b>159.00</b>	33.53	+0.00
Oct-24	<b>176.00</b>	37.12	+0.00
Nov-24	<b>185.00</b>	39.02	+0.00
Dec-24	<b>195.50</b>	41.23	+0.00
Jan-25		38.50	+0.00
Q4(24)	<b>185.50</b>	39.12	+0.00
Q1(25)		36.65	+0.00
Q2(25)		32.85	+0.00
Q3(25)		31.25	+0.00
CAL(25)		33.70	+0.00
CAL(26)		31.55	+0.00

BLPG1	\$/mt	\$/+/-
Balmo		
Aug-24	49.50	+0.00
Sep-24	64.00	+0.00
Oct-24	71.00	+0.00
Nov-24	73.25	+0.00
Dec-24	73.25	+0.00
Jan-25	66.75	+0.00
Q4(24)	72.50	+0.00
Q1(25)	66.50	+0.00
Q2(25)	66.00	+0.00
Q3(25)	66.00	+0.00
CAL(25)	67.00	+0.00
CAL(26)	61.50	+0.00

Flat Rate	<b>21.74</b>
Spot	<b>60.65</b>
Spot +/-	<b>1.40</b>
Month To Date	<b>48.57</b>

Flat Rate	<b>17.16</b>
Spot	<b>75.69</b>
Spot +/-	<b>0.69</b>
Month To Date	<b>76.23</b>

Flat Rate	<b>21.09</b>
Spot	<b>121.81</b>
Spot +/-	<b>-10.69</b>
Month To Date	<b>124.85</b>

Spot	<b>55.50</b>
Spot +/-	<b>1.33</b>
Month To Date	<b>44.78</b>

The information provided in this communication is not intended for retail clients. It is general in nature only and does not constitute advice or an offer to sell, or the solicitation of an offer to purchase any swap or other financial instruments, nor constitute any recommendation on our part. The information has been prepared without considering your investment objectives, financial situation, or knowledge and experience. This material is not a research report and is not intended as such. FIS is not responsible for any trading decisions taken based on this communication. Trading swaps and over-the-counter derivatives, exchange-traded derivatives, and options involve substantial risk and are not suitable for all investors. You are advised to perform an independent investigation to determine whether a transaction is suitable for you. No part of this material may be copied or duplicated in any form by any means or redistributed without our prior written consent. Freight Investor Services Ltd (FIS) is authorised and regulated by the Financial Conduct Authority (FRN: 211452) and is a member of the National Futures Association ("NFA"). Freight Investor Services PTE Ltd ('FIS PTE') is a private limited company, incorporated and registered in Singapore with company number 200603922G, and has subsidiary offices in India and Shanghai. Freight Investor Solutions DMCC ('FIS DMCC') is a private limited company, incorporated and registered in Dubai with company number DMCC1225. Further information about FIS including the location of its offices can be found on our website at [freightinvestorservices.com](http://freightinvestorservices.com)