

IN THE NEWS [Bloomberg]

Nigeria owes its state-owned oil company almost half of what it plans to collect in revenues this year for a gasoline subsidy it reintroduced in August. Four energy professionals — including two senior natural gas traders — are leaving hedge fund Millennium Management LLC, according to people familiar with the matter. Suncor Energy Inc. hired crude oil trader Alexander George for its office in Houston, according to people with knowledge of the situation. China imported a record 6.21m tons of Malaysian crude in July, according to customs figures released Tuesday. National Iranian Oil Co. set the official selling price of Iranian Light crude at a \$2.35/bbl premium to the Oman-Dubai average for September sales to Asia, according to a price list seen by Bloomberg.

COMING TODAY (All times London)

China due to publish third batch of July trade data, including country breakdowns for energy and commodities

10am: Eurozone CPI for July

Namibia Oil & Gas Conference, in Windhoek (through Aug. 22)

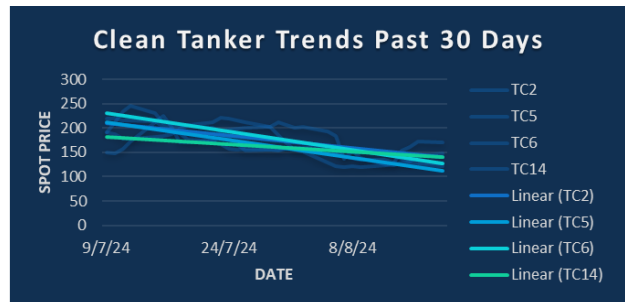
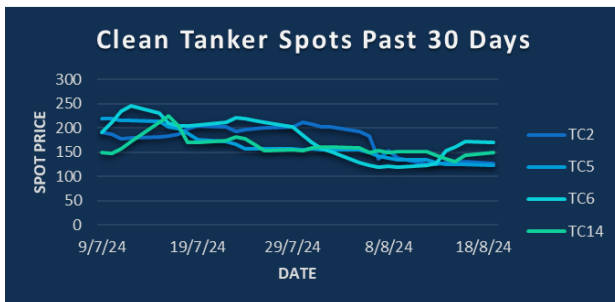
EnerCom Denver — Energy Investment Conference (through Aug. 21)

Democratic National Convention (through Aug. 22), Chicago

WTI September futures expire

9:30pm: API weekly report on US oil inventories

Earnings: Sasol; Wood Group

**CPP TRADE RECAP & COMMENTARY**

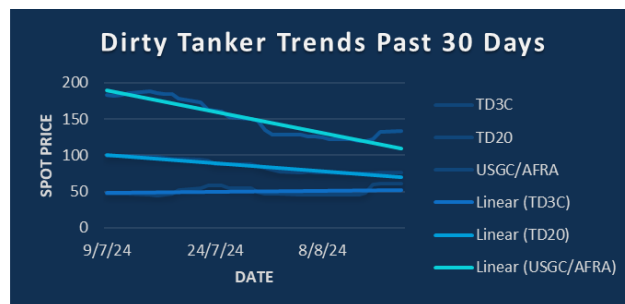
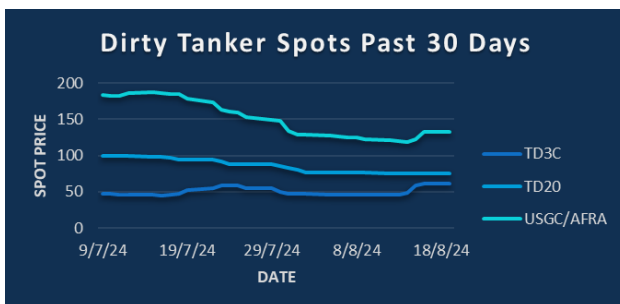
TC5 Bal mo traded ws135 & ws130, Sep traded ws155, off to ws152. Oct traded ws167 and Q4 traded ws180.

TC6 Bal mo traded ws175, Sep traded ws200.

TC14 Sep/Oct traded 0.25ws, Sep traded ws160 and ws162. Q4 traded ws167.

TC17 Q4 traded ws271.

BLPG1 Aug traded \$49.16.

**DPP TRADE RECAP & COMMENTARY**

TD3C Bal mo traded ws56.75 and ws57.5, Aug traded ws52.07, Sep traded ws55 and ws54. Cal traded \$13.85.

TD20 Sep traded ws91 and ws90, Q4 traded ws108. Cal25 traded \$16.3.

USGC/UKC Sep traded ws157.

TC2	ws	\$/mt	\$ +/-
Balmo	146.00	23.16	-0.40
Aug-24	151.00	23.95	-0.32
Sep-24	166.00	26.33	-0.16
Oct-24	170.50	27.04	-0.48
Nov-24	175.00	27.76	-0.32
Dec-24	181.00	28.71	-0.24
Jan-25		29.25	-0.15
Q4(24)	175.50	27.83	-0.32
Q1(25)		28.50	+0.00
Q2(25)		25.75	+0.00
Q3(25)		23.10	-0.25
CAL(25)		25.85	-0.05
CAL(26)		25.20	-0.05

TC5	ws	\$/mt	\$ +/-
Balmo	130.00	31.45	-2.42
Aug-24	134.75	32.60	-1.15
Sep-24	152.00	36.77	-1.94
Oct-24	167.00	40.40	-1.45
Nov-24	181.50	43.90	+0.12
Dec-24	191.50	46.32	+0.12
Jan-25		42.80	-0.20
Q4(24)	180.00	43.54	-0.36
Q1(25)		42.00	+0.00
Q2(25)		38.65	+0.00
Q3(25)		37.50	+0.00
CAL(25)		39.25	+0.00
CAL(26)		37.75	+0.00

TC6	ws	\$/mt	\$ +/-
Balmo	175.00	13.00	+0.33
Aug-24	153.75	11.42	+0.13
Sep-24	200.00	14.86	+0.00
Oct-24	212.50	15.79	+0.04
Nov-24	250.00	18.58	+0.04
Dec-24	298.00	22.14	+0.00
Jan-25		19.50	+0.00
Q4(24)	253.50	18.84	+0.04
Q1(25)		18.55	+0.00
Q2(25)		15.80	+0.00
Q3(25)		13.55	+0.00
CAL(25)		15.95	+0.00
CAL(26)		15.00	+0.00

TC14	ws	\$/mt	\$ +/-
Balmo	156.00	34.35	+0.22
Aug-24	151.75	33.42	-0.06
Sep-24	162.00	35.67	-1.21
Oct-24	161.00	35.45	-0.77
Nov-24	159.00	35.01	-0.77
Dec-24	182.00	40.08	-1.21
Jan-25		34.25	+0.00
Q4(24)	167.25	36.83	-0.94
Q1(25)		33.05	+0.00
Q2(25)		31.35	-0.15
Q3(25)		30.05	+0.00
CAL(25)		31.80	+0.00
CAL(26)		28.40	+0.00

Flat Rate	15.86
Spot	127.19
Spot +/-	-2.81
Month To Date	151.81

Flat Rate	24.19
Spot	122.50
Spot +/-	-1.88
Month To Date	137.71

Flat Rate	7.43
Spot	172.22
Spot +/-	#REF!
Month To Date	140.79

Flat Rate	22.02
Spot	148.93
Spot +/-	5.72
Month To Date	149.09

TD3C	ws	\$/mt	\$ +/-
Balmo	57.50	12.50	+0.11
Aug-24	52.50	11.41	+0.11
Sep-24	55.00	11.96	-0.22
Oct-24	62.00	13.48	-0.22
Nov-24	66.50	14.46	-0.11
Dec-24	71.00	15.44	+0.00
Jan-25		14.70	+0.05
Q4(24)	66.50	14.46	-0.11
Q1(25)		14.25	+0.10
Q2(25)		13.40	+0.15
Q3(25)		12.85	+0.10
CAL(25)		13.85	+0.10
CAL(26)		12.95	+0.00

TD20	ws	\$/mt	\$ +/-
Balmo	83.50	14.33	+0.26
Aug-24	79.00	13.56	+0.09
Sep-24	90.50	15.53	+0.34
Oct-24	101.00	17.33	+0.09
Nov-24	108.50	18.62	+0.09
Dec-24	114.50	19.65	+0.09
Jan-25		18.20	+0.05
Q4(24)	108.00	18.53	+0.09
Q1(25)		17.60	+0.10
Q2(25)		15.95	+0.05
Q3(25)		14.55	+0.05
CAL(25)		16.30	+0.05
CAL(26)		15.30	+0.05

AFRA	ws	\$/mt	\$ +/-
Balmo	144.75	30.53	-0.05
Aug-24	132.50	27.94	-0.11
Sep-24	156.50	33.01	-0.53
Oct-24	175.50	37.01	-0.11
Nov-24	184.50	38.91	-0.11
Dec-24	195.00	41.13	-0.11
Jan-25		38.50	+0.00
Q4(24)	185.00	39.02	-0.11
Q1(25)		36.65	+0.00
Q2(25)		32.85	+0.00
Q3(25)		31.25	+0.00
CAL(25)		33.70	+0.00
CAL(26)		31.55	+0.00

BLPG1	\$/mt	\$ +/-
Balmo		
Aug-24	50.00	+0.50
Sep-24	65.00	+1.00
Oct-24	70.00	-1.00
Nov-24	72.25	-1.00
Dec-24	72.50	-0.75
Jan-25	66.25	-0.50
Q4(24)	72.00	-0.50
Q1(25)	66.00	-0.50
Q2(25)	65.75	-0.25
Q3(25)	65.50	-0.50
CAL(25)	66.50	-0.50
CAL(26)	61.70	+0.20

Flat Rate	21.74
Spot	61.50
Spot +/-	0.85
Month To Date	49.57

Flat Rate	17.16
Spot	75.83
Spot +/-	0.14
Month To Date	76.20

Flat Rate	21.09
Spot	132.50
Spot +/-	-0.56
Month To Date	125.48

Spot	57.00
Spot +/-	1.50
Month To Date	45.72

The information provided in this communication is not intended for retail clients. It is general in nature only and does not constitute advice or an offer to sell, or the solicitation of an offer to purchase any swap or other financial instruments, nor constitute any recommendation on our part. The information has been prepared without considering your investment objectives, financial situation, or knowledge and experience. This material is not a research report and is not intended as such. FIS is not responsible for any trading decisions taken based on this communication. Trading swaps and over-the-counter derivatives, exchange-traded derivatives, and options involve substantial risk and are not suitable for all investors. You are advised to perform an independent investigation to determine whether a transaction is suitable for you. No part of this material may be copied or duplicated in any form by any means or redistributed without our prior written consent. Freight Investor Services Ltd (FIS) is authorised and regulated by the Financial Conduct Authority (FRN: 211452) and is a member of the National Futures Association ("NFA"). Freight Investor Services PTE Ltd ('FIS PTE') is a private limited company, incorporated and registered in Singapore with company number 200603922G, and has subsidiary offices in India and Shanghai. Freight Investor Solutions DMCC ('FIS DMCC') is a private limited company, incorporated and registered in Dubai with company number DMCC1225. Further information about FIS including the location of its offices can be found on our website at freightinvestorservices.com