



Fuel Oil Daily Evening Report

London +44 20 7090 1134 - info@freightinvestor.com | Singapore +65 6535 5189 - info@freightinvestor.asia | Shanghai +86 21 63012568

12 September 2024

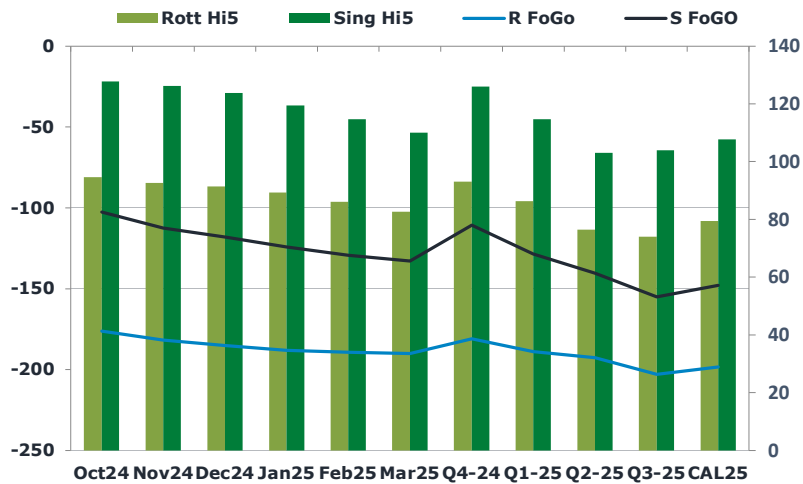
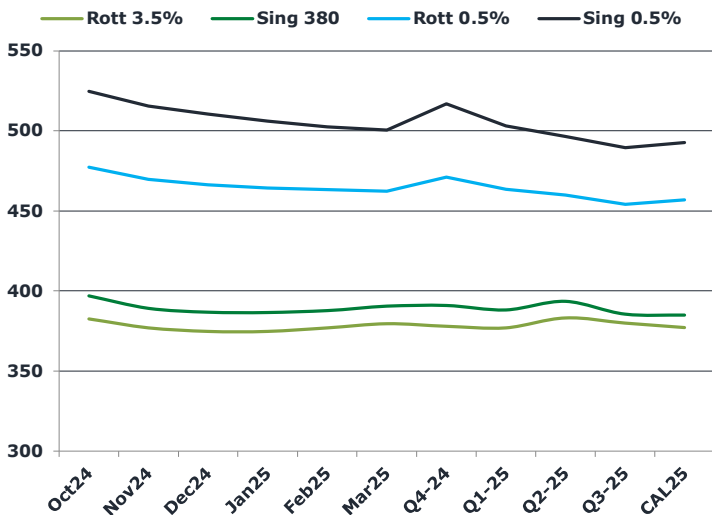
Oil and Energy Market News

Crude markets are rising to the highest since Sep. 6 with support coming from better risk sentiment and a weakening in the USD. The ongoing concerns over the impact of Hurricane Francine also bolstering prices. Crude has continued to rebound after Brent reached a low of \$68.68/bbl earlier this week.

Brent

72.40

	Barges 3.5 %	Sing 380cst	Rott 0.5%	Sing 0.5%	Sing Hi5
Oct24	382.50	397.00	477.15	524.75	128
Nov24	377.00	389.25	469.65	515.50	126
Dec24	374.75	386.75	466.15	510.50	124
Jan25	374.75	386.50	464.15	506.00	120
Feb25	377.00	387.75	463.15	502.50	115
Mar25	379.50	390.50	462.15	500.50	110
Q4-24	378.00	391.00	471.00	517.00	126
Q1-25	377.00	388.25	463.25	503.00	115
Q2-25	383.25	393.50	459.75	496.50	103
Q3-25	380.00	385.50	454.00	489.50	104
CAL25	377.25	385.00	456.75	492.75	108



Fuel Oil Market News

Front end VLSFO cracks recovered some of this morning's earlier losses but remain deep in the red for the day, down 50c and 70c in the Rotterdam and Sing, respectively. Sing spreads for VLSFO and HSFO remain softer on the day after the European closing window.

	Rott GOFO	Sing GOFO	R FoGo	S FoGo	Rott Hi5
Oct24	270.83	230.33	-176.25	-102.50	95
Nov24	274.38	238.83	-181.75	-112.50	93
Dec24	276.49	241.85	-185.00	-118.00	91
Jan25	277.33	243.81	-188.00	-124.25	89
Feb25	275.33	244.05	-189.25	-129.25	86
Mar25	272.54	242.87	-190.00	-132.75	83
Q4-24	274.00	236.66	-181.00	-110.75	93
Q1-25	275.25	243.14	-189.00	-128.50	86
Q2-25	269.25	243.48	-192.75	-140.50	77
Q3-25	277.00	258.93	-203.00	-155.00	74
CAL25	277.75	255.70	-198.25	-148.00	80
CAL 26	280.00	267.70	0.00	-158.75	84



Fuel Oil Daily Evening Report

London +44 20 7090 1134 - info@freightinvestor.com | Singapore +65 6535 5189 - info@freightinvestor.asia | Shanghai +86 21 63012568

12 September 2024

TIME SPREADS FUEL

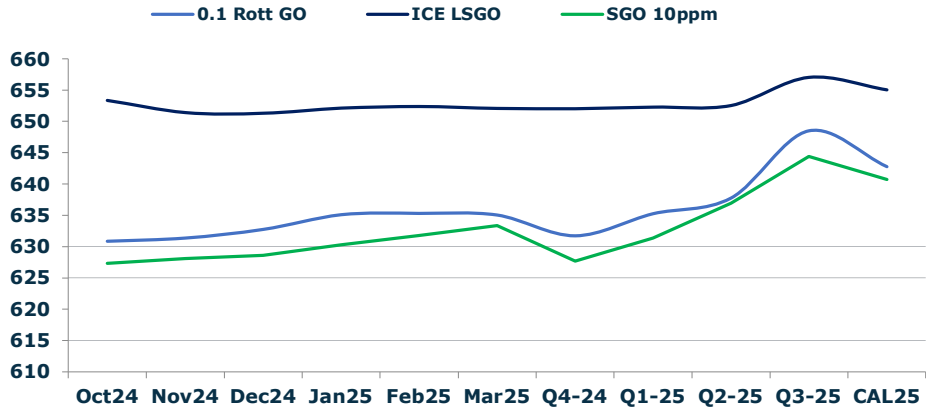
	Barges 3.5	S 380	Rott 0.5%	Sing 0.5%
Oct24/Nov24	5.50	7.75	7.50	9.25
Nov24/Dec24	2.25	2.50	3.50	5.00
Dec24/Jan25	0.00	0.25	2.00	4.50
Jan25/Feb25	-2.25	-1.25	1.00	3.50
Feb25/Mar25	-2.50	-2.75	1.00	2.00
Q4-24/Q1-25	3.00	2.75	7.75	14.00
Q1-25/Q2-25	-6.25	-5.25	3.50	6.50
Q2-25/Q3-25	3.25	8.00	5.75	7.00
CAL25/CAL26	4.00	12.00	-0.5	10.75

GASOIL CURVES

	Rott 0.1	SGO 10ppm	ICE GO
Oct24	630.8	627.3	653.3
Nov24	631.4	628.1	651.4
Dec24	632.7	628.6	651.2
Jan25	635.1	630.3	652.1
Feb25	635.3	631.8	652.3
Mar25	635.0	633.4	652.0
Q4-24	631.8	627.7	652.0
Q1-25	635.3	631.4	652.3
Q2-25	637.8	637.0	652.5
Q3-25	648.5	644.4	657.0
CAL25	642.8	640.7	655.0

EW SPREAD

	EW380	EW0.5%
Oct24	14.50	47.60
Nov24	12.25	45.85
Dec24	12.00	44.35
Jan25	11.75	41.85
Feb25	10.75	39.35
Mar25	11.00	38.35
Q4-24	13.00	46.00
Q1-25	11.25	39.75
Q2-25	10.25	36.75
Q3-25	5.50	35.50
CAL25	7.00	36.00



Contact US:

Luke Longhurst
 Email: lukel@freightinvestor.com
 Mobile: (+44) 7966 968761

Ricky Forman
 Email: rickyf@freightinvestor.com
 Mobile: (+44) 7868 708719

Sam Twyford
 Email: samt@freightinvestor.com
 Mobile: (+44) 7729 118643

Archie Smith
 Email: archies@freightinvestor.com
 Mobile: (+44) 7355 020663

Jessie Deng
 Email: jessied@freightinvestor.com
 Mobile: (+86) 13524516743

Jarryd Smith
 Email: jarryds@freightinvestor.com
 Mobile: (+65) 8798 4987

Min Bao
 Email: minb@freightinvestor.com
 Mobile: (+65) 9785 4627

The information provided in this communication is not intended for retail clients. It is general in nature only and does not constitute advice or an offer to sell, or the solicitation of an offer to purchase any swap or other financial instruments, nor constitute any recommendation on our part. The information has been prepared without considering your investment objectives, financial situation, or knowledge and experience. This material is not a research report and is not intended as such. FIS is not responsible for any trading decisions taken based on this communication. Trading swaps and over-the-counter derivatives, exchange-traded derivatives, and options involve substantial risk and are not suitable for all investors. You are advised to perform an independent investigation to determine whether a transaction is suitable for you. No part of this material may be copied or duplicated in any form by any means or redistributed without our prior written consent. Freight Investor Services Ltd (FIS) is authorised and regulated by the Financial Conduct Authority (FRN: 211452) and is a member of the National Futures Association ("NFA"). Freight Investor Services PTE Ltd ('FIS PTE') is a private limited company, incorporated and registered in Singapore with company number 200603922G, and has subsidiary offices in India and Shanghai. Freight Investor Solutions DMCC ('FIS DMCC') is a private limited company, incorporated and registered in Dubai with company number DMCC1225. Further information about FIS including the location of its offices can be found on our website at freightinvestorservices.com