

IN THE NEWS [Bloomberg]

Oil is still trickling out of Libya, despite restrictions on exports during a political crisis that has caused the country's output to plunge. Abu Dhabi National Oil Co. agreed to take a 35% stake in Exxon Mobil Corp.'s proposed hydrogen project in Baytown, Texas, which is likely to be the world's biggest once built. A fight over Gulf of Mexico oil production is looming in Washington as US regulators race to redo guidance on how to protect endangered species ahead of a deadline that could ultimately threaten about 15% of the nation's crude output. Ecopetrol's pipeline unit Cenit reported a new attack to its Caño Limon-Coveñas oil pipeline in a statement on Wednesday.

COMING TODAY (All times London.)

Singapore onshore oil-product stockpile weekly data

BNEF Summit, New Delhi

Insights Global weekly oil product inventories in Europe's ARA region

1:15pm: US ADP employment change August

1:30pm: US initial jobless claims

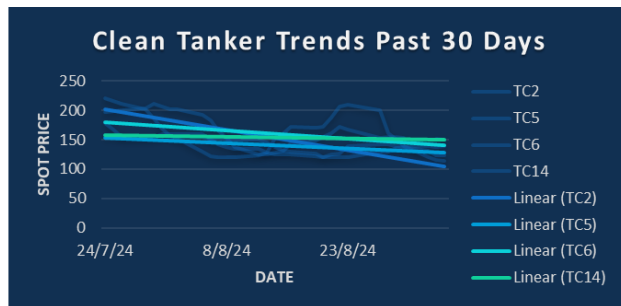
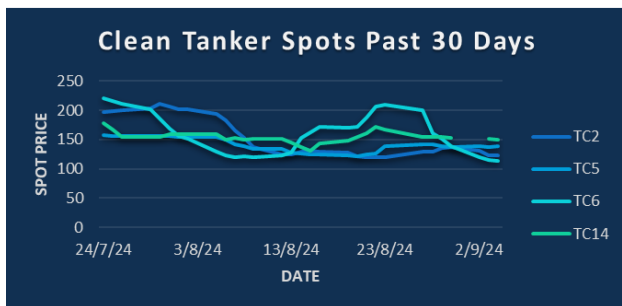
2:45pm S&P Global US services, composite PMIs for August

3pm: US ISM services index for August

3:30pm: EIA weekly report on US natural gas inventories

4pm: EIA weekly report on US oil inventories, supply and demand (delayed a day by earlier US holiday).

ICE gasoil options for September expire

**CPP TRADE RECAP & COMMENTARY**

TC2 Oct traded ws140 and ws145. Q4 traded ws157.

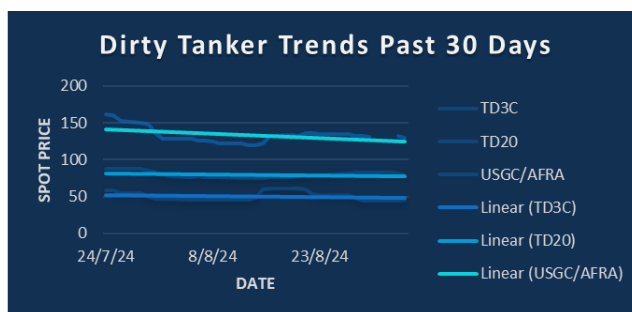
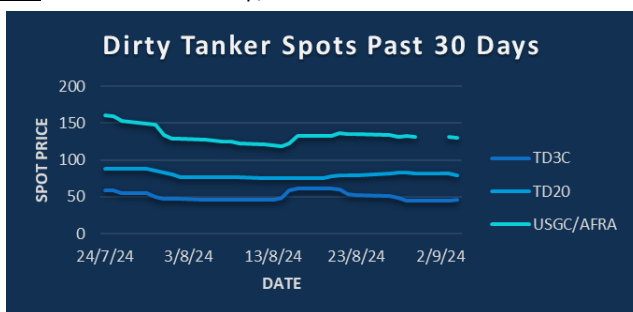
TC5 Balmo traded ws145.5 & ws146. Sep traded ws142 & ws145. Oct traded ws152 up to ws155. Sep/Oct traded ws-7. Q4 traded ws166 & ws165.

TC6 Sep traded ws150. Oct traded ws162.5. Q4 traded ws217.5. Cal25 traded \$14.70.

TC14 Sep traded ws151. Q4 traded ws163.

TC17 Balmo traded ws200. Oct traded ws240

BLPG1 Oct traded \$65.5. Sep/Oct traded \$-2. Q1 traded \$60.

**DPP TRADE RECAP & COMMENTARY**

TD3C Sep traded ws50 up to ws51. Oct traded ws58.5 and ws58. Sep/Oct traded ws-7.5 & ws-8. Nov traded ws65 & ws64.5. Oct/Dec traded ws-7.5. Q4 traded ws63.5 and ws64 then slipped to trade ws62.75 last. Q2 traded \$12.5. Cal25 traded \$13 & 13.05. Cal26 traded \$12.55. Cal27 traded \$12.

TD20 Sep traded ws84.5. Oct traded ws91, ws92 & ws90 last. Q4 traded ws101.

USGC/UKC Sep traded ws132 & ws134. Oct traded ws158 up to ws163. Q4 traded ws170.5 up to & ws172.5. Cal25 traded \$31.75 & 31.85.

TC2	ws	\$/mt	\$ +/-
Balmo	140.00	22.20	+0.00
Sep-24	138.00	21.89	+0.00
Oct-24	144.00	22.84	+0.00
Nov-24	159.50	25.30	+0.00
Dec-24	172.00	27.28	+0.00
Jan-25		26.00	+0.00
Feb-25		25.00	+0.00
Q4(24)	158.50	25.14	+0.00
Q1(25)		25.00	+0.00
Q2(25)		22.50	+0.00
Q3(25)		20.70	+0.00
CAL(25)		23.20	+0.00
CAL(26)		22.90	+0.00

TC5	ws	\$/mt	\$ +/-
Balmo	146.00	35.32	+0.00
Sep-24	145.00	35.08	+0.00
Oct-24	155.00	37.49	+0.00
Nov-24	163.00	39.43	+0.00
Dec-24	178.50	43.18	+0.00
Jan-25		41.20	+0.00
Feb-25		40.10	+0.00
Q4(24)	165.50	40.03	+0.00
Q1(25)		39.75	+0.00
Q2(25)		36.50	+0.00
Q3(25)		35.35	+0.00
CAL(25)		37.05	+0.00
CAL(26)		36.95	+0.00

TC6	ws	\$/mt	\$ +/-
Balmo	155.50	11.55	+0.00
Sep-24	150.00	11.15	+0.00
Oct-24	167.00	12.41	+0.00
Nov-24	216.00	16.05	+0.00
Dec-24	269.50	20.02	+0.00
Jan-25		18.35	+0.00
Feb-25		17.25	+0.00
Q4(24)	217.50	16.16	+0.00
Q1(25)		17.30	+0.00
Q2(25)		14.40	+0.00
Q3(25)		12.30	+0.00
CAL(25)		14.70	+0.00
CAL(26)		14.50	+0.00

TC14	ws	\$/mt	\$ +/-
Balmo	151.00	33.25	+0.00
Sep-24	151.00	33.25	+0.00
Oct-24	150.50	33.14	+0.00
Nov-24	159.50	35.12	+0.00
Dec-24	177.00	38.98	+0.00
Jan-25		33.00	+0.00
Feb-25		31.25	+0.00
Q4(24)	162.25	35.73	+0.00
Q1(25)		31.35	+0.00
Q2(25)		29.50	+0.00
Q3(25)		28.65	+0.00
CAL(25)		30.20	+0.00
CAL(26)		28.15	+0.00

Flat Rate	15.86
Spot	122.94
Spot +/-	0.31
Month To Date	125.34

Flat Rate	24.19
Spot	139.38
Spot +/-	2.50
Month To Date	138.34

Flat Rate	7.43
Spot	114.44
Spot +/-	-1.51
Month To Date	116.93

Flat Rate	22.02
Spot	150.00
Spot +/-	-1.43
Month To Date	150.72

TD3C	ws	\$/mt	\$ +/-
Balmo	51.00	11.09	+0.00
Sep-24	50.00	10.87	+0.00
Oct-24	57.75	12.55	+0.00
Nov-24	64.00	13.91	+0.00
Dec-24	66.50	14.46	+0.00
Jan-25		13.75	+0.00
Feb-25		13.30	+0.00
Q4(24)	62.75	13.64	+0.00
Q1(25)		13.30	+0.00
Q2(25)		12.50	+0.00
Q3(25)		11.85	+0.00
CAL(25)		13.00	+0.00
CAL(26)		12.55	+0.00

TD20	ws	\$/mt	\$ +/-
Balmo	83.50	14.33	+0.00
Sep-24	83.25	14.29	+0.00
Oct-24	90.00	15.44	+0.00
Nov-24	102.50	17.59	+0.00
Dec-24	109.00	18.70	+0.00
Jan-25		17.30	+0.00
Feb-25		16.70	+0.00
Q4(24)	100.50	17.25	+0.00
Q1(25)		16.60	+0.00
Q2(25)		14.95	+0.00
Q3(25)		13.45	+0.00
CAL(25)		15.30	+0.00
CAL(26)		15.00	+0.00

AFRA	ws	\$/mt	\$ +/-
Balmo	134.50	28.37	+0.00
Sep-24	134.00	28.26	+0.00
Oct-24	162.50	34.27	+0.00
Nov-24	172.00	36.27	+0.00
Dec-24	183.00	38.59	+0.00
Jan-25		37.00	+0.00
Feb-25		35.20	+0.00
Q4(24)	172.50	36.38	+0.00
Q1(25)		35.10	+0.00
Q2(25)		30.75	+0.00
Q3(25)		29.20	+0.00
CAL(25)		31.85	+0.00
CAL(26)		30.90	+0.00

BLPG1	\$/mt	\$ +/-
Balmo		
Sep-24	62.10	+0.00
Oct-24	63.65	+0.00
Nov-24	68.40	+0.00
Dec-24	71.50	+0.00
Jan-25	60.15	+0.00
Feb-25	59.85	+0.00
Q4(24)	67.85	+0.00
Q1(25)	60.00	+0.00
Q2(25)	60.35	+0.00
Q3(25)	63.00	+0.00
CAL(25)	63.00	+0.00
CAL(26)	61.50	+0.00

Flat Rate	21.74
Spot	45.40
Spot +/-	0.65
Month To Date	44.90

Flat Rate	17.16
Spot	79.17
Spot +/-	-2.08
Month To Date	80.88

Flat Rate	21.09
Spot	131.94
Spot +/-	2.22
Month To Date	130.83

Spot	62.67
Spot +/-	-1.17
Month To Date	63.50

The information provided in this communication is not intended for retail clients. It is general in nature only and does not constitute advice or an offer to sell, or the solicitation of an offer to purchase any swap or other financial instruments, nor constitute any recommendation on our part. The information has been prepared without considering your investment objectives, financial situation, or knowledge and experience. This material is not a research report and is not intended as such. FIS is not responsible for any trading decisions taken based on this communication. Trading swaps and over-the-counter derivatives, exchange-traded derivatives, and options involve substantial risk and are not suitable for all investors. You are advised to perform an independent investigation to determine whether a transaction is suitable for you. No part of this material may be copied or duplicated in any form by any means or redistributed without our prior written consent. Freight Investor Services Ltd (FIS) is authorised and regulated by the Financial Conduct Authority (FRN: 211452) and is a member of the National Futures Association ("NFA"). Freight Investor Services PTE Ltd ('FIS PTE') is a private limited company, incorporated and registered in Singapore with company number 200603922G, and has subsidiary offices in India and Shanghai. Freight Investor Solutions DMCC ('FIS DMCC') is a private limited company, incorporated and registered in Dubai with company number DMCC1225. Further information about FIS including the location of its offices can be found on our website at freightinvestorservices.com