



# Fuel Oil Daily Evening Report

London +44 20 7090 1134 - info@freightinvestor.com | Singapore +65 6535 5189 - info@freightinvestor.asia | Shanghai +86 21 63012568

04 October 2024

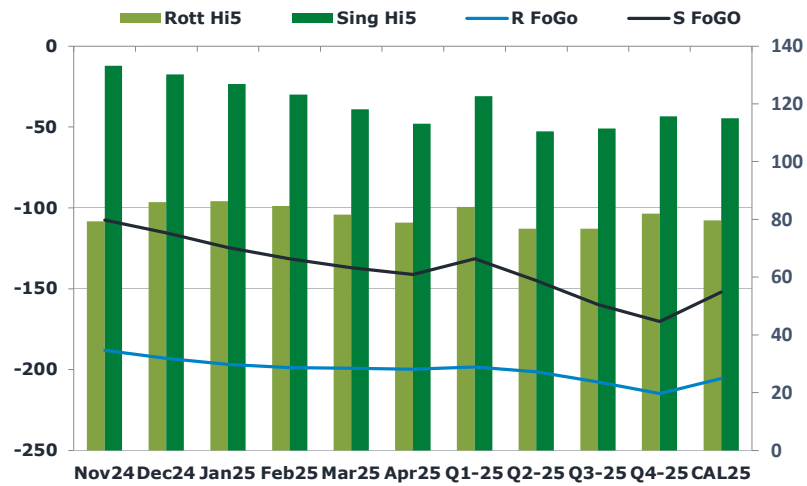
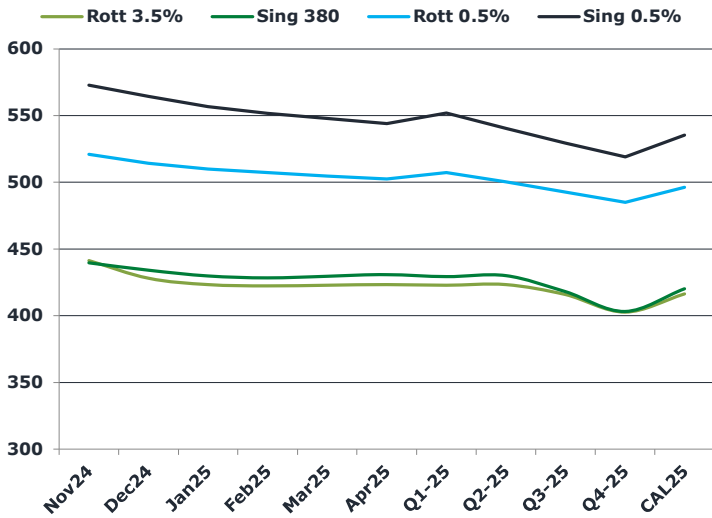
## Oil and Energy Market News

Oil prices are set for a weekly gain of around 9% as we head into the close. Prices are bolstered by Middle East risk premiums that are taking hold of the market again following Iranian strikes on Israel at the start of the week. The conflict is showing no signs of slowing down here and the market is worried about more direct Iranian and US involvement.

## Brent

78.64

	Barges 3.5 %	Sing 380cst	Rott 0.5%	Sing 0.5%	Sing Hi5
Nov24	441.35	439.60	520.75	572.80	133
Dec24	428.10	434.10	514.00	564.30	130
Jan25	423.35	429.85	509.75	556.80	127
Feb25	422.35	428.35	507.00	551.55	123
Mar25	422.85	429.60	504.50	547.80	118
Apr25	423.35	430.85	502.25	544.05	113
Q1-25	422.75	429.25	507.00	552.00	123
Q2-25	423.25	430.00	500.00	540.50	111
Q3-25	415.75	418.00	492.50	529.50	112
Q4-25	402.75	403.25	484.75	519.00	116
CAL25	416.25	420.25	496.00	535.25	115



## Fuel Oil Market News

Front month HSFO EW crept momentarily back into the positive territory today, before sliding back to flat on the day at -\$1.75/mt.

VLSFO market structure pushed with cracks and spreads up in the front.

	Rott GOFO	Sing GOFO	R FoGo	S FoGo	Rott Hi5
Nov24	267.44	240.69	-188.00	-107.50	79
Dec24	278.98	245.67	-193.00	-115.50	86
Jan25	283.04	251.48	-196.75	-124.50	86
Feb25	283.33	254.62	-198.75	-131.50	85
Mar25	280.94	255.09	-199.25	-137.00	82
Apr25	278.57	254.51	-199.75	-141.25	79
Q1-25	282.50	254.29	-198.25	-131.50	84
Q2-25	278.00	255.40	-201.25	-145.00	77
Q3-25	284.50	271.13	-207.75	-159.75	77
Q4-25	296.75	285.88	-214.75	-170.25	82
CAL25	285.25	267.01	-205.50	-152.00	80
CAL 26	281.50	280.69	0.00	-175.75	76



# Fuel Oil Daily Evening Report

London +44 20 7090 1134 - info@freightinvestor.com | Singapore +65 6535 5189 - info@freightinvestor.asia | Shanghai +86 21 63012568

04 October 2024

## TIME SPREADS FUEL

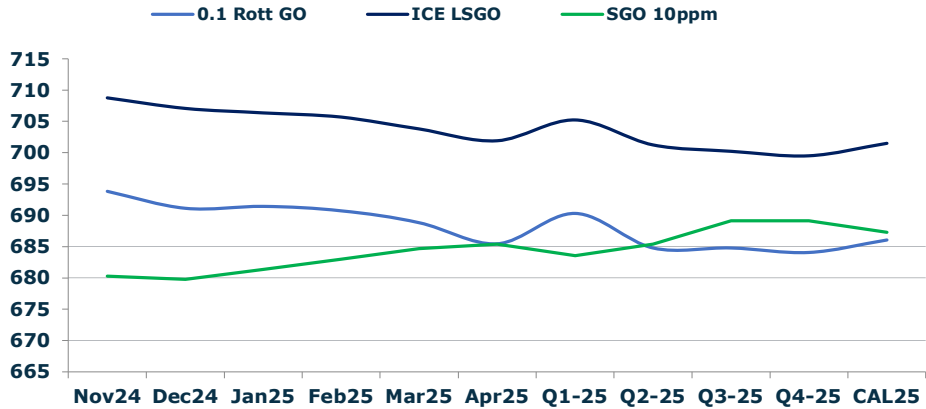
	Barges 3.5	S 380	Rott 0.5%	Sing 0.5%
Nov24/Dec24	13.25	5.50	6.75	8.50
Dec24/Jan25	4.75	4.25	4.25	7.50
Jan25/Feb25	1.00	1.50	2.75	5.25
Feb25/Mar25	-0.50	-1.25	2.50	3.75
Mar25/Apr25	-0.50	-1.25	2.25	3.75
Q1-25/Q2-25	1.00	2.50	7.00	1.00
Q2-25/Q3-25	7.50	1.00	7.50	11.00
Q3-25/Q4-25	13.00	0.75	7.75	10.50
CAL25/CAL26	2.75	11.00	6.5	21.00

## GASOIL CURVES

	Rott 0.1	SGO 10ppm	ICE GO
Nov24	693.8	680.3	708.8
Dec24	691.1	679.8	707.1
Jan25	691.4	681.3	706.4
Feb25	690.7	683.0	705.7
Mar25	688.8	684.7	703.8
Apr25	685.4	685.4	701.9
Q1-25	690.3	683.5	705.3
Q2-25	684.8	685.4	701.3
Q3-25	684.8	689.1	700.3
Q4-25	684.0	689.1	699.5
CAL25	686.0	687.3	701.5

## EW SPREAD

	EW380	EW0.5%
Nov24	-1.75	52.05
Dec24	6.00	50.30
Jan25	6.50	47.05
Feb25	6.00	44.55
Mar25	6.75	43.30
Apr25	7.50	41.80
Q1-25	6.50	45.00
Q2-25	6.75	40.50
Q3-25	2.25	37.00
Q4-25	0.50	34.25
CAL25	5.25	39.25



## Contact US:

**Luke Longhurst**  
 Email: lukel@freightinvestor.com  
 Mobile: (+44) 7966 968761

**Ricky Forman**  
 Email: rickyf@freightinvestor.com  
 Mobile: (+44) 7868 708719

**Sam Twyford**  
 Email: samt@freightinvestor.com  
 Mobile: (+44) 7729 118643

**Archie Smith**  
 Email: archies@freightinvestor.com  
 Mobile: (+44) 7355 020663

**Jessie Deng**  
 Email: jessied@freightinvestor.com  
 Mobile: (+86) 13524516743

**Jarryd Smith**  
 Email: jarryds@freightinvestor.com  
 Mobile: (+65) 8798 4987

**Min Bao**  
 Email: minb@freightinvestor.com  
 Mobile: (+65) 9785 4627

The information provided in this communication is not intended for retail clients. It is general in nature only and does not constitute advice or an offer to sell, or the solicitation of an offer to purchase any swap or other financial instruments, nor constitute any recommendation on our part. The information has been prepared without considering your investment objectives, financial situation, or knowledge and experience. This material is not a research report and is not intended as such. FIS is not responsible for any trading decisions taken based on this communication. Trading swaps and over-the-counter derivatives, exchange-traded derivatives, and options involve substantial risk and are not suitable for all investors. You are advised to perform an independent investigation to determine whether a transaction is suitable for you. No part of this material may be copied or duplicated in any form by any means or redistributed without our prior written consent. Freight Investor Services Ltd (FIS) is authorised and regulated by the Financial Conduct Authority (FRN: 211452) and is a member of the National Futures Association ("NFA"). Freight Investor Services PTE Ltd ('FIS PTE') is a private limited company, incorporated and registered in Singapore with company number 200603922G, and has subsidiary offices in India and Shanghai. Freight Investor Solutions DMCC ('FIS DMCC') is a private limited company, incorporated and registered in Dubai with company number DMCC1225. Further information about FIS including the location of its offices can be found on our website at freightinvestorservices.com