



# Fuel Oil Daily Evening Report

London +44 20 7090 1134 - info@freightinvestor.com | Singapore +65 6535 5189 - info@freightinvestor.asia | Shanghai +86 21 63012568

16 October 2024

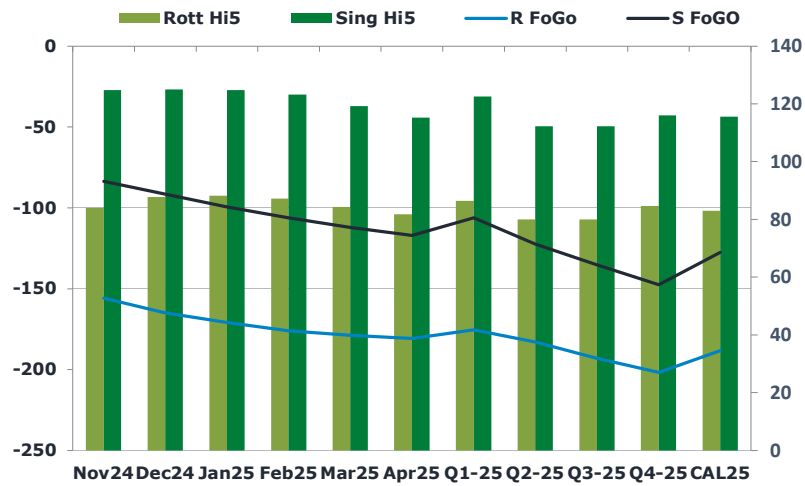
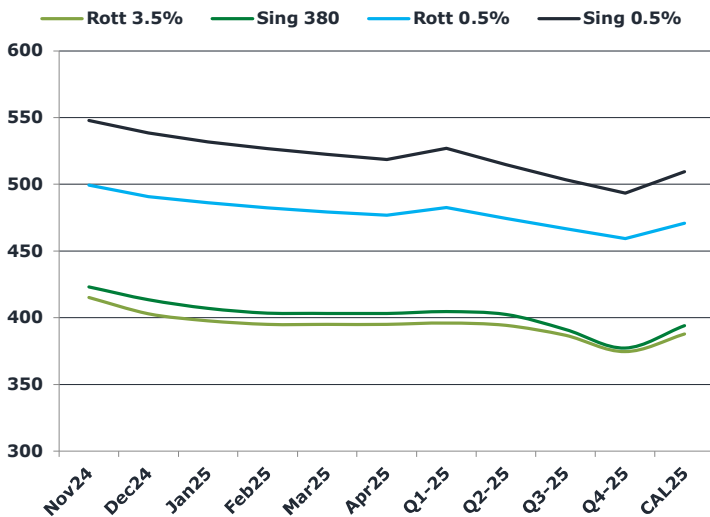
## Oil and Energy Market News

Despite a small rally into European closing, Brent crude futures are in the red for the day following the continued drop in geopolitical risk premium linked to Israel-Iran tensions, coupled with a downward revision in demand outlooks. As well as this, a resumption of Libyan crude output has led to a surplus in crude supplies in Europe, forcing competing sellers to cut their prices, according to Reuters sources.

## Brent

73.88

	Barges 3.5 %	Sing 380cst	Rott 0.5%	Sing 0.5%	Sing Hi5
Nov24	415.25	423.00	499.25	547.75	125
Dec24	403.00	413.50	490.75	538.50	125
Jan25	397.75	407.00	486.00	531.75	125
Feb25	395.00	403.50	482.25	526.75	123
Mar25	395.00	403.25	479.25	522.50	119
Apr25	395.00	403.25	476.75	518.50	115
Q1-25	396.00	404.50	482.50	527.00	123
Q2-25	394.25	402.50	474.25	514.75	112
Q3-25	386.75	391.25	466.75	503.50	112
Q4-25	374.50	377.25	459.25	493.25	116
CAL25	387.75	394.00	470.75	509.50	116



## Fuel Oil Market News

Sing 380cst spreads have rallied, against Rotterdam 3.5% spreads that are weaker, reflected by a sizable gain in the front month HSFO EW of almost six dollars to trade last at \$7.75/mt.

Nov24 Rotterdam 3.5% crack tumbles 50 cents on the day, to trade last at -\$8.00/bbl.

	Rott GOFO	Sing GOFO	R FoGo	S FoGo	Rott Hi5
Nov24	239.78	208.28	-155.75	-83.50	84
Dec24	252.63	216.44	-165.00	-91.50	88
Jan25	259.26	224.13	-171.00	-99.50	88
Feb25	263.35	229.19	-176.00	-106.00	87
Mar25	262.98	231.16	-178.75	-112.00	84
Apr25	262.38	232.35	-180.75	-117.00	82
Q1-25	261.75	228.75	-175.25	-106.25	87
Q2-25	263.00	234.48	-183.00	-122.25	80
Q3-25	273.00	247.59	-193.00	-135.25	80
Q4-25	286.50	263.45	-201.75	-147.50	85
CAL25	271.25	242.98	-188.25	-127.50	83
CAL 26	288.75	259.26	0.00	-152.50	77



# Fuel Oil Daily Evening Report

London +44 20 7090 1134 - info@freightinvestor.com | Singapore +65 6535 5189 - info@freightinvestor.asia | Shanghai +86 21 63012568

16 October 2024

## TIME SPREADS FUEL

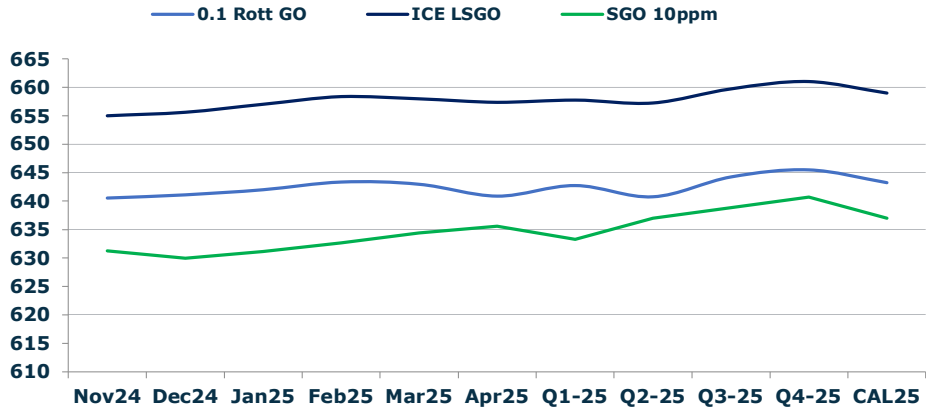
	Barges 3.5	S 380	Rott 0.5%	Sing 0.5%
Nov24/Dec24	12.25	9.50	8.50	9.25
Dec24/Jan25	5.25	6.50	4.75	6.75
Jan25/Feb25	2.75	3.50	3.75	5.00
Feb25/Mar25	0.00	0.25	3.00	4.25
Mar25/Apr25	0.00	0.00	2.50	4.00
Q1-25/Q2-25	1.75	2.00	8.25	12.25
Q2-25/Q3-25	7.50	11.25	7.50	11.25
Q3-25/Q4-25	14.00	14.00	7.50	10.25
CAL25/CAL26	16.25	21.50	22.3	30.25

## GASOIL CURVES

	Rott 0.1	SGO 10ppm	ICE GO
Nov24	640.5	631.3	655.0
Dec24	641.1	629.9	655.6
Jan25	642.0	631.1	657.0
Feb25	643.4	632.7	658.4
Mar25	643.0	634.4	658.0
Apr25	640.9	635.6	657.4
Q1-25	642.8	633.3	657.8
Q2-25	640.8	637.0	657.3
Q3-25	644.3	638.8	659.8
Q4-25	645.5	640.7	661.0
CAL25	643.3	637.0	659.0

## EW SPREAD

	EW380	EW0.5%
Nov24	7.75	48.50
Dec24	10.50	47.75
Jan25	9.25	45.75
Feb25	8.50	44.50
Mar25	8.25	43.25
Apr25	8.25	41.75
Q1-25	8.50	44.50
Q2-25	8.25	40.50
Q3-25	4.50	36.75
Q4-25	2.75	34.00
CAL25	4.00	38.75



## Contact US:

**Luke Longhurst**  
 Email: lukel@freightinvestor.com  
 Mobile: (+44) 7966 968761

**Ricky Forman**  
 Email: rickyf@freightinvestor.com  
 Mobile: (+44) 7868 708719

**Sam Twyford**  
 Email: samt@freightinvestor.com  
 Mobile: (+44) 7729 118643

**Archie Smith**  
 Email: archies@freightinvestor.com  
 Mobile: (+44) 7355 020663

**Jessie Deng**  
 Email: jessied@freightinvestor.com  
 Mobile: (+86) 13524516743

**Jarryd Smith**  
 Email: jarryds@freightinvestor.com  
 Mobile: (+65) 8798 4987

**Min Bao**  
 Email: minb@freightinvestor.com  
 Mobile: (+65) 9785 4627

The information provided in this communication is not intended for retail clients. It is general in nature only and does not constitute advice or an offer to sell, or the solicitation of an offer to purchase any swap or other financial instruments, nor constitute any recommendation on our part. The information has been prepared without considering your investment objectives, financial situation, or knowledge and experience. This material is not a research report and is not intended as such. FIS is not responsible for any trading decisions taken based on this communication. Trading swaps and over-the-counter derivatives, exchange-traded derivatives, and options involve substantial risk and are not suitable for all investors. You are advised to perform an independent investigation to determine whether a transaction is suitable for you. No part of this material may be copied or duplicated in any form by any means or redistributed without our prior written consent. Freight Investor Services Ltd (FIS) is authorised and regulated by the Financial Conduct Authority (FRN: 211452) and is a member of the National Futures Association ("NFA"). Freight Investor Services PTE Ltd ('FIS PTE') is a private limited company, incorporated and registered in Singapore with company number 200603922G, and has subsidiary offices in India and Shanghai. Freight Investor Solutions DMCC ('FIS DMCC') is a private limited company, incorporated and registered in Dubai with company number DMCC1225. Further information about FIS including the location of its offices can be found on our website at freightinvestorservices.com