

IN THE NEWS [Bloomberg]

Oil prices have seen their most volatility start to a month in almost two years as the spiraling tensions between Iran and Israel spur a bumper bout of volatility. Saudi Aramco will provide 42 million to 43 million barrels of contractual crude supply to Chinese customers for November loading, according to people informed by the producer. Global oil and gas prices will moderate in the coming years as the market gets more supply, according to the International Energy Agency. The return of Libyan oil exports is pressuring crude prices from the North Sea to the Mediterranean. Hurricane Milton slammed into Florida's west coast near Tampa with tree-snapping winds and heavy rain, pushing a wall of water onshore and putting lives at risk in the densely populated region. Several major oil producers lost their bid to shed a lawsuit from the California attorney general and local governments alleging they deceived the public about the causes of climate change.

COMING TODAY (All times London)

Singapore onshore oil-product stockpile weekly data

Insights Global weekly oil product inventories in Europe's ARA region

Climate ministers meet in Baku, Azerbaijan for pre-COP meeting to lay the groundwork ahead of the United Nations' COP29 climate summit in November (through Oct. 11)

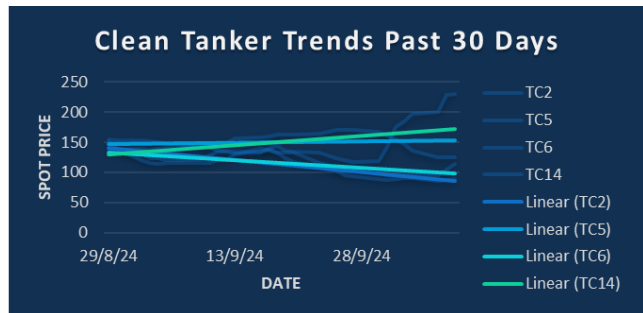
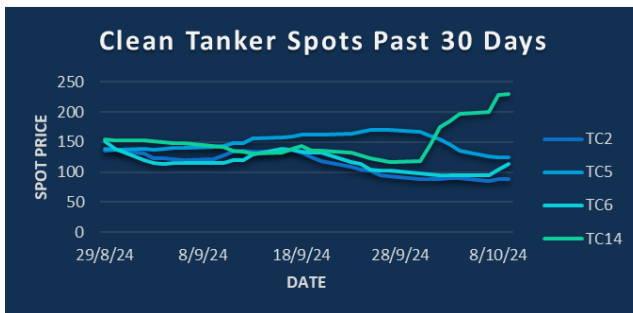
World Energy Council Energy Day 2024, Berlin

Carbon Forward Expo 2024, London (last day)

US initial jobless claims, 1:30pm

US CPI for September, 1:30pm

ICE Gasoil October futures expire

**CPP TRADE RECAP & COMMENTARY**

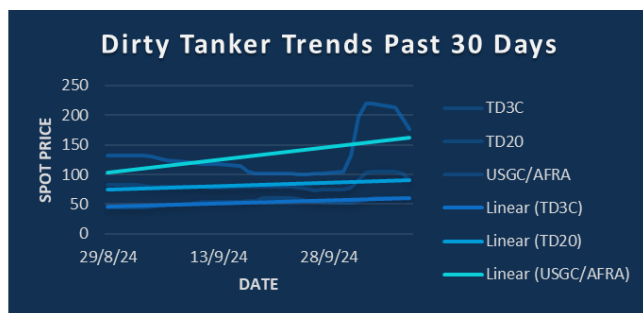
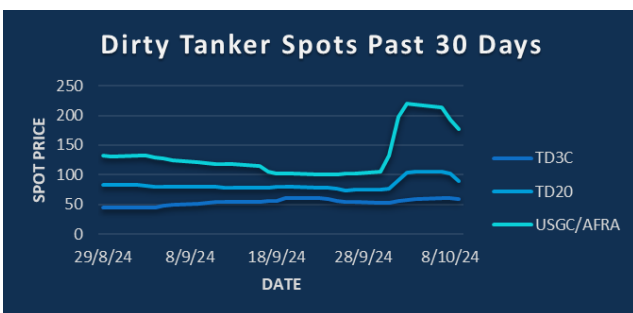
TC2 Oct traded ws107.5. Nov traded ws143. Q1 traded \$24.75. Q2 traded \$22.85. 1H traded \$23.9 and \$23.8. Cal25 traded \$22.4.

TC5 Balmo traded ws135. Nov traded ws160 off to ws156 then ws158 last. Dec traded ws169.

TC6 Balmo traded ws148 off to ws145 then ws150 last. Nov traded ws205 and ws200. Cal25 traded \$14.8.

TC14 Oct/Nov traded ws11 and ws12. Nov traded ws155. Dec traded ws172 and ws172.5. 2H traded \$28.45. Cal25 traded \$29.25 again.

BLPG1 Nov traded \$63.4 and \$64. Nov+Dec traded \$63.5 and \$64. Dec traded \$65 and \$64. Q1 traded \$67.

**DPP TRADE RECAP & COMMENTARY**

TD3C Balmo traded ws62.5 off to ws60.5 with ws62 last done. Nov traded ws70.5, ws70, ws68.5 then back up at ws70.5 last. Dec traded ws72. Q1 traded \$14.2, \$14.1 and \$14.15. Q2 traded \$12.75. Cal25 traded \$13.5 and \$13.4.

TD20 Balmo traded ws95. Nov traded ws100. Dec traded ws110.

USGC/UKC Balmo traded ws168, ws169 and ws170. Nov traded ws171, ws173 and ws175. Dec traded ws180 and ws179. Q2 traded \$30.6.

TC2	ws	\$/mt	\$/+/-
Balmo	115.00	18.24	+1.03
Oct-24	107.00	16.97	+0.59
Nov-24	143.00	22.68	+0.63
Dec-24	160.25	25.42	+0.04
Jan-25		26.25	+0.40
Feb-25		24.40	+0.25
Mar-25		23.65	+0.15
Q4(24)	136.75	21.69	+0.44
Q1(25)		24.75	+0.25
Q2(25)		22.90	+0.30
Q3(25)		19.40	-0.35
CAL(25)		22.40	+0.05
CAL(26)		20.65	+0.15

TC5	ws	\$/mt	\$/+/-
Balmo	135.00	32.66	-0.24
Oct-24	136.25	32.96	-0.30
Nov-24	158.00	38.22	+0.00
Dec-24	169.00	40.88	+0.48
Jan-25		39.75	+0.15
Feb-25		38.35	+0.10
Mar-25		36.80	+0.05
Q4(24)	154.75	37.43	+0.12
Q1(25)		38.30	+0.10
Q2(25)		35.55	+0.05
Q3(25)		34.25	+0.00
CAL(25)		35.85	+0.10
CAL(26)		34.85	+0.00

TC6	ws	\$/mt	\$/+/-
Balmo	150.00	11.15	+0.37
Oct-24	134.50	9.99	+0.17
Nov-24	200.00	14.86	-0.37
Dec-24	248.00	18.43	-0.11
Jan-25		17.50	+0.00
Feb-25		15.90	+0.00
Mar-25		15.05	+0.05
Q4(24)	194.25	14.43	-0.09
Q1(25)		16.15	+0.05
Q2(25)		14.40	+0.15
Q3(25)		13.30	+0.05
CAL(25)		14.80	+0.10
CAL(26)		13.70	+0.00

TC14	ws	\$/mt	\$/+/-
Balmo	155.25	34.19	-1.49
Oct-24	167.00	36.77	-0.39
Nov-24	155.00	34.13	-0.22
Dec-24	172.50	37.98	-0.11
Jan-25		33.90	+0.15
Feb-25		32.25	+0.00
Mar-25		29.35	+0.10
Q4(24)	164.75	36.28	-0.28
Q1(25)		31.85	+0.10
Q2(25)		28.30	+0.00
Q3(25)		26.45	+0.05
CAL(25)		29.25	-0.05
CAL(26)		27.80	+0.05

Flat Rate	15.86
Spot	89.06
Spot +/-	1.25
Month To Date	88.44

Flat Rate	24.19
Spot	125.00
Spot +/-	0.00
Month To Date	139.02

Flat Rate	7.43
Spot	113.33
Spot +/-	8.89
Month To Date	98.96

Flat Rate	22.02
Spot	230.71
Spot +/-	2.85
Month To Date	194.13

TD3C	ws	\$/mt	\$/+/-
Balmo	61.00	13.26	-0.65
Oct-24	60.00	13.04	-0.54
Nov-24	68.50	14.89	-0.54
Dec-24	71.00	15.44	-0.22
Jan-25		14.85	-0.05
Feb-25		14.15	-0.10
Mar-25		13.60	-0.10
Q4(24)	66.50	14.46	-0.43
Q1(25)		14.20	-0.10
Q2(25)		12.75	-0.25
Q3(25)		12.10	-0.20
CAL(25)		13.40	-0.20
CAL(26)		12.60	-0.10

TD20	ws	\$/mt	\$/+/-
Balmo	94.75	16.26	-0.47
Oct-24	95.25	16.34	-0.39
Nov-24	100.00	17.16	-0.34
Dec-24	110.00	18.88	-0.69
Jan-25		17.80	-0.10
Feb-25		17.20	-0.10
Mar-25		16.60	-0.10
Q4(24)	101.75	17.46	-0.47
Q1(25)		17.20	-0.10
Q2(25)		15.05	-0.20
Q3(25)		13.45	-0.20
CAL(25)		15.45	-0.20
CAL(26)		14.85	-0.15

AFRA	ws	\$/mt	\$/+/-
Balmo	170.00	35.85	+1.05
Oct-24	177.00	37.33	+0.84
Nov-24	175.00	36.91	+0.63
Dec-24	181.00	38.17	+0.21
Jan-25		37.30	+0.15
Feb-25		35.20	+0.15
Mar-25		33.25	+0.15
Q4(24)	177.75	37.49	+0.58
Q1(25)		35.25	+0.15
Q2(25)		30.65	-0.10
Q3(25)		29.90	+0.00
CAL(25)		32.25	+0.00
CAL(26)		30.40	+0.00

BLPG1	\$/mt	\$/+/-
Balmo		
Oct-24	67.55	-0.30
Nov-24	65.75	-0.25
Dec-24	65.75	-0.25
Jan-25	58.85	-2.90
Feb-25	57.00	-2.00
Mar-25	55.15	-1.10
Q4(24)	66.35	-0.25
Q1(25)	57.00	-2.00
Q2(25)	57.25	-1.00
Q3(25)	60.60	-2.40
CAL(25)	60.20	-1.80
CAL(26)	58.85	+0.00

Flat Rate	21.74
Spot	59.60
Spot +/-	-0.60
Month To Date	58.01

Flat Rate	17.16
Spot	89.83
Spot +/-	-11.95
Month To Date	96.06

Flat Rate	21.09
Spot	193.61
Spot +/-	-16.94
Month To Date	193.09

Spot	69.83
Spot +/-	-1.58
Month To Date	67.77

The information provided in this communication is not intended for retail clients. It is general in nature only and does not constitute advice or an offer to sell, or the solicitation of an offer to purchase any swap or other financial instruments, nor constitute any recommendation on our part. The information has been prepared without considering your investment objectives, financial situation, or knowledge and experience. This material is not a research report and is not intended as such. FIS is not responsible for any trading decisions taken based on this communication. Trading swaps and over-the-counter derivatives, exchange-traded derivatives, and options involve substantial risk and are not suitable for all investors. You are advised to perform an independent investigation to determine whether a transaction is suitable for you. No part of this material may be copied or duplicated in any form by any means or redistributed without our prior written consent. Freight Investor Services Ltd (FIS) is authorised and regulated by the Financial Conduct Authority (FRN: 211452) and is a member of the National Futures Association ("NFA"). Freight Investor Services PTE Ltd ('FIS PTE') is a private limited company, incorporated and registered in Singapore with company number 200603922G, and has subsidiary offices in India and Shanghai. Freight Investor Solutions DMCC ('FIS DMCC') is a private limited company, incorporated and registered in Dubai with company number DMCC1225. Further information about FIS including the location of its offices can be found on our website at freightinvestorservices.com