



Fuel Oil Daily Evening Report

London +44 20 7090 1134 - info@freightinvestor.com | Singapore +65 6535 5189 - info@freightinvestor.asia | Shanghai +86 21 63012568

07 November 2024

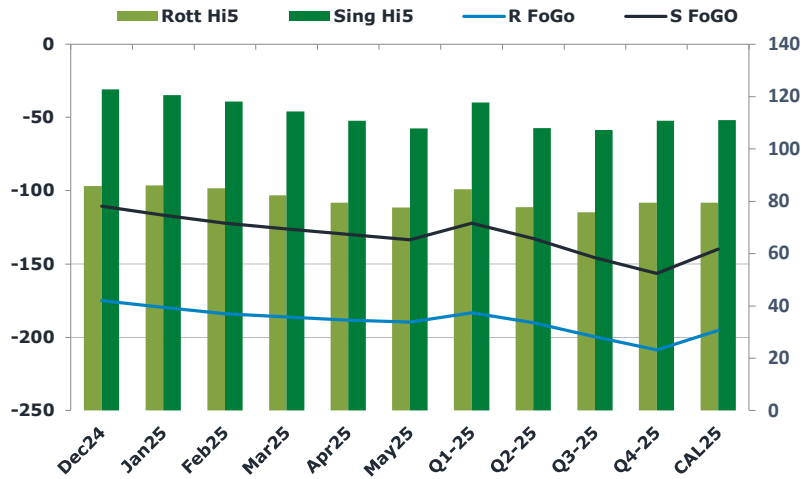
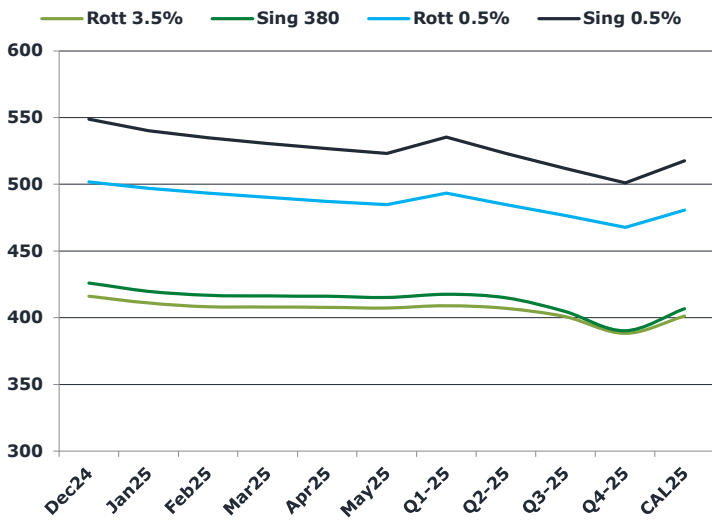
Oil and Energy Market News

Crude prices have regained earlier losses to be hovering around flat levels on the day, here. The market weighs any potential supply risks following the US election result and a Gulf of Mexico hurricane against higher US inventories and China demand uncertainty.

Brent

74.85

	Barges 3.5 %	Sing 380cst	Rott 0.5%	Sing 0.5%	Sing Hi5
Dec24	416.00	426.00	501.75	548.75	123
Jan25	411.00	419.75	497.00	540.25	121
Feb25	408.25	416.75	493.25	534.75	118
Mar25	408.00	416.25	490.25	530.50	114
Apr25	407.75	416.00	487.25	526.75	111
May25	407.25	415.25	484.75	523.00	108
Q1-25	409.00	417.50	493.50	535.25	118
Q2-25	407.00	415.00	484.75	523.00	108
Q3-25	400.75	404.50	476.50	511.75	107
Q4-25	388.25	390.25	467.75	501.00	111
CAL25	401.25	406.75	480.75	517.75	111



Fuel Oil Market News

VLSFO market structure is softer as we head into the European market close. Dec24 Sing crack traded last at \$12.00/bbl, 30 cents weaker on the day. The Rotterdam equivalent is actually slightly stronger than yesterday's settlement, by 10 cents at \$4.55/bbl.

Front end VLSFO spreads for Sing and Rotterdam are off 25-50 cents.

	Rott GOFO	Sing GOFO	R FoGo	S FoGo	Rott Hi5
Dec24	260.85	233.35	-175.00	-110.50	86
Jan25	265.83	237.14	-179.75	-116.75	86
Feb25	268.99	240.07	-184.00	-122.00	85
Mar25	268.54	240.34	-186.25	-126.00	82
Apr25	267.63	240.59	-188.25	-129.75	80
May25	267.24	241.27	-189.75	-133.50	78
Q1-25	267.75	239.96	-183.25	-122.25	85
Q2-25	267.75	240.60	-190.00	-132.50	78
Q3-25	275.50	252.96	-199.75	-145.75	76
Q4-25	288.25	267.21	-208.75	-156.50	80
CAL25	274.75	250.71	-195.25	-139.75	80
CAL 26	289.00	270.62	0.00	-164.50	76



Fuel Oil Daily Evening Report

London +44 20 7090 1134 - info@freightinvestor.com | Singapore +65 6535 5189 - info@freightinvestor.asia | Shanghai +86 21 63012568

07 November 2024

TIME SPREADS FUEL

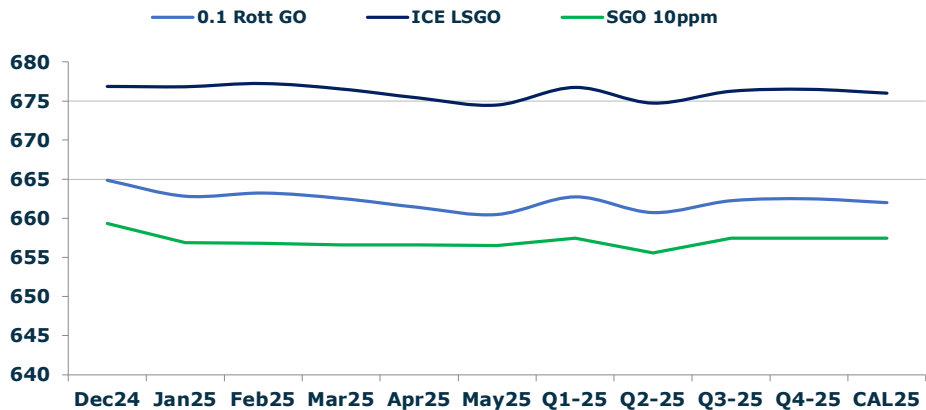
	Barges 3.5	S 380	Rott 0.5%	Sing 0.5%
Dec24/Jan25	5.00	6.25	4.75	8.50
Jan25/Feb25	2.75	3.00	3.75	8.50
Feb25/Mar25	0.25	0.50	3.00	8.50
Mar25/Apr25	0.25	0.25	3.00	8.50
Apr25/May25	0.50	0.75	2.50	8.50
Q1-25/Q2-25	2.00	2.50	8.75	12.25
Q2-25/Q3-25	6.25	2.50	8.25	12.25
Q3-25/Q4-25	12.50	2.50	8.75	12.25
CAL25/CAL26	18.00	20.50	21.5	25.50

GASOIL CURVES

	Rott 0.1	SGO 10ppm	ICE GO
Dec24	664.9	659.4	676.9
Jan25	662.8	656.9	676.8
Feb25	663.2	656.8	677.2
Mar25	662.5	656.6	676.5
Apr25	661.4	656.6	675.4
May25	660.5	656.5	674.5
Q1-25	662.8	657.5	676.8
Q2-25	660.8	655.6	674.8
Q3-25	662.3	657.5	676.3
Q4-25	662.5	657.5	676.5
CAL25	662.0	657.5	676.0

EW SPREAD

	EW380	EW0.5%
Dec24	10.00	47.00
Jan25	8.75	43.25
Feb25	8.50	41.50
Mar25	8.25	40.25
Apr25	8.25	39.50
May25	8.00	38.25
Q1-25	8.50	37.00
Q2-25	8.00	36.00
Q3-25	3.75	35.25
Q4-25	2.00	34.50
CAL25	5.00	33.75



Contact US:

Luke Longhurst
 Email: lukel@freightinvestor.com
 Mobile: (+44) 7966 968761

Ricky Forman
 Email: rickyf@freightinvestor.com
 Mobile: (+44) 7868 708719

Sam Twyford
 Email: samt@freightinvestor.com
 Mobile: (+44) 7729 118643

Archie Smith
 Email: archies@freightinvestor.com
 Mobile: (+44) 7355 020663

Jessie Deng
 Email: jessied@freightinvestor.com
 Mobile: (+86) 13524516743

Jarryd Smith
 Email: jarryds@freightinvestor.com
 Mobile: (+65) 8798 4987

Min Bao
 Email: minb@freightinvestor.com
 Mobile: (+65) 9785 4627

The information provided in this communication is not intended for retail clients. It is general in nature only and does not constitute advice or an offer to sell, or the solicitation of an offer to purchase any swap or other financial instruments, nor constitute any recommendation on our part. The information has been prepared without considering your investment objectives, financial situation, or knowledge and experience. This material is not a research report and is not intended as such. FIS is not responsible for any trading decisions taken based on this communication. Trading swaps and over-the-counter derivatives, exchange-traded derivatives, and options involve substantial risk and are not suitable for all investors. You are advised to perform an independent investigation to determine whether a transaction is suitable for you. No part of this material may be copied or duplicated in any form by any means or redistributed without our prior written consent. Freight Investor Services Ltd (FIS) is authorised and regulated by the Financial Conduct Authority (FRN: 211452) and is a member of the National Futures Association ("NFA"). Freight Investor Services PTE Ltd ('FIS PTE') is a private limited company, incorporated and registered in Singapore with company number 200603922G, and has subsidiary offices in India and Shanghai. Freight Investor Solutions DMCC ('FIS DMCC') is a private limited company, incorporated and registered in Dubai with company number DMCC1225. Further information about FIS including the location of its offices can be found on our website at freightinvestorservices.com