



Fuel Oil Daily Morning Report

London +44 20 7090 1134 - info@freightinvestor.com | Singapore +65 6535 5189 - info@freightinvestor.asia | Shanghai +86 21 63012568

28 November 2024

Oil and Energy Market News

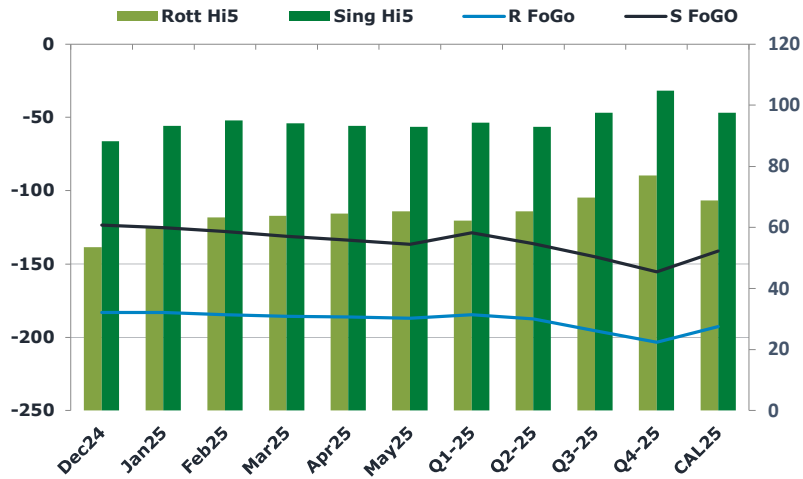
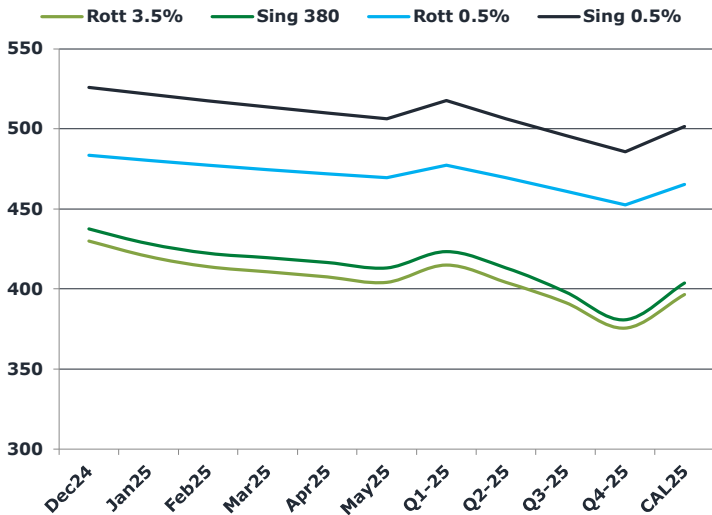
Crude oil prices are marginally weaker this morning, after the more actively traded Feb25 Brent future settled last night at \$72.30/bbl.

Crude markets have been trading in a \$5/bbl range since mid October weighing the lower risk premium due to the Israel / Hezbollah ceasefire against support from growing expectation that OPEC+ will delay a planned production increase for early next year.

Brent

72.03

	Barges 3.5 %	Sing 380cst	Rott 0.5%	Sing 0.5%	Sing Hi5
Dec24	430.00	437.50	483.50	525.75	88
Jan25	420.25	428.25	480.25	521.50	93
Feb25	414.00	422.25	477.25	517.25	95
Mar25	410.75	419.50	474.50	513.50	94
Apr25	407.50	416.50	472.00	509.75	93
May25	404.25	413.25	469.50	506.25	93
Q1-25	415.00	423.25	477.25	517.50	94
Q2-25	404.25	413.25	469.50	506.25	93
Q3-25	391.50	398.25	461.25	495.75	98
Q4-25	375.50	380.75	452.50	485.50	105
CAL25	396.50	403.75	465.25	501.25	98



Fuel Oil Market News

Sing 380 spreads are going offered this morning, whilst the Sing 0.5% spreads are slowly edging back up in the front.

VLSFO cracks are flat on the day and the Dec24 Rotterdam 3.5% crack is 20 cent weaker at -\$4.40/bbl.

	Rott GOFO	Sing GOFO	R FoGo	S FoGo	Rott Hi5
Dec24	236.38	211.63	-183.00	-123.50	54
Jan25	243.04	218.57	-183.00	-125.25	60
Feb25	248.08	223.08	-184.75	-128.00	63
Mar25	249.58	224.93	-185.75	-131.00	64
Apr25	250.67	227.04	-186.25	-133.75	65
May25	252.33	229.39	-187.00	-136.50	65
Q1-25	247.00	223.04	-184.75	-128.75	62
Q2-25	252.75	229.31	-187.50	-136.25	65
Q3-25	265.25	242.45	-195.50	-145.00	70
Q4-25	280.50	259.95	-203.50	-155.25	77
CAL25	261.50	238.81	-192.75	-141.25	69
CAL 26	282.00	256.13	0.00	-152.25	75



Fuel Oil Daily Morning Report

London +44 20 7090 1134 - info@freightinvestor.com | Singapore +65 6535 5189 - info@freightinvestor.asia | Shanghai +86 21 63012568

28 November 2024

TIME SPREADS FUEL

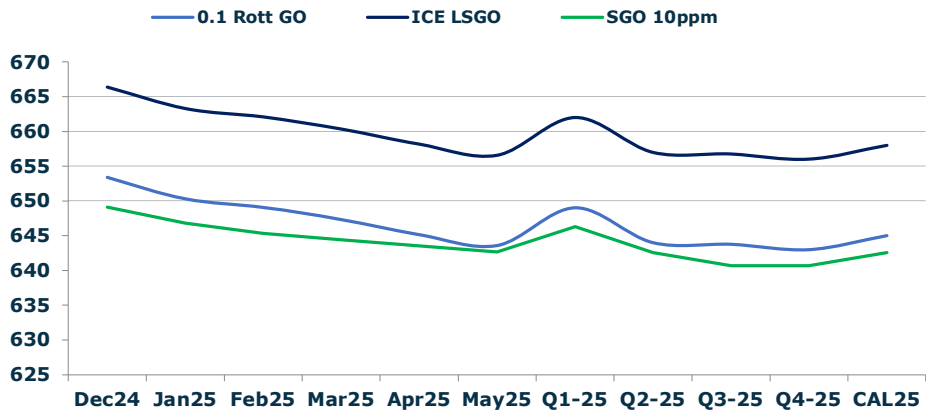
	Barges 3.5	S 380	Rott 0.5%	Sing 0.5%
Dec24/Jan25	9.75	9.25	3.25	4.25
Jan25/Feb25	6.25	6.00	3.00	4.25
Feb25/Mar25	3.25	2.75	2.75	4.25
Mar25/Apr25	3.25	3.00	2.50	4.25
Apr25/May25	3.25	3.25	2.50	4.25
Q1-25/Q2-25	10.75	10.00	7.75	11.25
Q2-25/Q3-25	12.75	10.00	8.25	11.25
Q3-25/Q4-25	16.00	10.00	8.75	11.25
CAL25/CAL26	25.00	27.00	18.8	20.50

GASOIL CURVES

	Rott 0.1	SGO 10ppm	ICE GO
Dec24	653.4	649.1	666.4
Jan25	650.3	646.8	663.3
Feb25	649.1	645.3	662.1
Mar25	647.3	644.4	660.3
Apr25	645.2	643.5	658.2
May25	643.6	642.6	656.6
Q1-25	649.0	646.3	662.0
Q2-25	644.0	642.6	657.0
Q3-25	643.8	640.7	656.8
Q4-25	643.0	640.7	656.0
CAL25	645.0	642.6	658.0

EW SPREAD

	EW380	EW0.5%
Dec24	7.50	42.25
Jan25	8.00	41.25
Feb25	8.25	40.00
Mar25	8.75	39.00
Apr25	9.00	37.75
May25	9.00	36.75
Q1-25	8.25	35.75
Q2-25	9.00	35.00
Q3-25	6.75	34.25
Q4-25	5.25	34.00
CAL25	4.00	33.50



Contact US:

Luke Longhurst
 Email: lukel@freightinvestor.com
 Mobile: (+44) 7966 968761

Ricky Forman
 Email: rickyf@freightinvestor.com
 Mobile: (+44) 7868 708719

Sam Twyford
 Email: samt@freightinvestor.com
 Mobile: (+44) 7729 118643

Archie Smith
 Email: archies@freightinvestor.com
 Mobile: (+44) 7355 020663

Jessie Deng
 Email: jessied@freightinvestor.com
 Mobile: (+86) 13524516743

Jarryd Smith
 Email: jarryds@freightinvestor.com
 Mobile: (+65) 8798 4987

Min Bao
 Email: minb@freightinvestor.com
 Mobile: (+65) 9785 4627

The information provided in this communication is not intended for retail clients. It is general in nature only and does not constitute advice or an offer to sell, or the solicitation of an offer to purchase any swap or other financial instruments, nor constitute any recommendation on our part. The information has been prepared without considering your investment objectives, financial situation, or knowledge and experience. This material is not a research report and is not intended as such. FIS is not responsible for any trading decisions taken based on this communication. Trading swaps and over-the-counter derivatives, exchange-traded derivatives, and options involve substantial risk and are not suitable for all investors. You are advised to perform an independent investigation to determine whether a transaction is suitable for you. No part of this material may be copied or duplicated in any form by any means or redistributed without our prior written consent. Freight Investor Services Ltd (FIS) is authorised and regulated by the Financial Conduct Authority (FRN: 211452) and is a member of the National Futures Association ("NFA"). Freight Investor Services PTE Ltd ('FIS PTE') is a private limited company, incorporated and registered in Singapore with company number 200603922G, and has subsidiary offices in India and Shanghai. Freight Investor Solutions DMCC ('FIS DMCC') is a private limited company, incorporated and registered in Dubai with company number DMCC1225. Further information about FIS including the location of its offices can be found on our website at freightinvestorservices.com