

## 10 December 2024

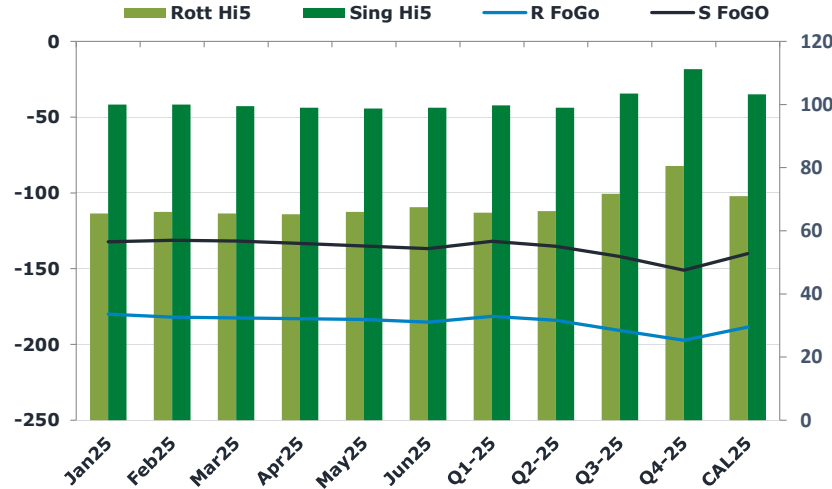
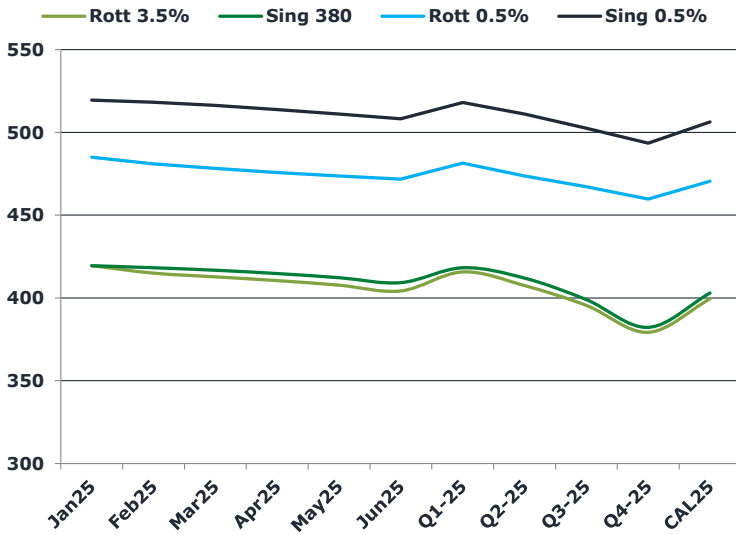
### Oil and Energy Market News

Crude markets have jumped to their highest level since 4th Dec, with front month Brent futures hovering around the high of the day here. There appears to be no clear headline driver but prices have seen recent support from China's Politburo sending a clear message of a further stimulus in 2025, coupled with ongoing Middle East uncertainties.

### Brent

**72.60**

	Barges 3.5 %	Sing 380cst	Rott 0.5%	Sing 0.5%	Sing Hi5
Jan25	419.50	419.50	485.00	519.50	100
Feb25	415.00	418.25	481.00	518.25	100
Mar25	412.75	416.75	478.25	516.25	100
Apr25	410.50	414.75	475.75	513.75	99
May25	407.75	412.25	473.75	511.00	99
Jun25	404.25	409.25	471.75	508.25	99
Q1-25	415.75	418.25	481.50	518.00	100
Q2-25	407.50	412.00	473.75	511.00	99
Q3-25	395.50	399.00	467.25	502.50	104
Q4-25	379.25	382.25	459.75	493.50	111
CAL25	399.50	403.00	470.50	506.25	103



### Fuel Oil Market News

Front Sing 0.5% spreads certainly found the floor this morning, with Jan25/Feb25 touching an intraday low of \$0.25/mt early on before climbing back up throughout the day but still being 75 cents weaker on the day into the European close, at \$1.25/mt. Jan25 Sing 0.5% crack recovered to flat on the day at \$9.60/bbl.

	Rott GOFO	Sing GOFO	R FoGo	S FoGo	Rott Hi5
Jan25	245.42	232.17	-180.00	-132.25	66
Feb25	248.08	231.33	-182.00	-131.25	66
Mar25	247.96	231.34	-182.50	-131.75	66
Apr25	248.21	232.30	-183.00	-133.25	65
May25	249.61	233.76	-183.50	-135.00	66
Jun25	252.75	235.79	-185.25	-136.75	68
Q1-25	247.25	231.76	-181.50	-132.00	66
Q2-25	250.25	234.29	-184.00	-135.25	66
Q3-25	262.50	245.43	-190.75	-142.00	72
Q4-25	277.75	262.18	-197.25	-151.00	81
CAL25	259.50	243.29	-188.50	-140.00	71
CAL 26	284.75	261.84	0.00	-158.75	77

# FIS Fuel Oil Daily Evening Report

London +44 20 7090 1134 - info@freightinvestor.com | Singapore +65 6535 5189 - info@freightinvestor.asia | Shanghai +86 21 63012568

## 10 December 2024

### TIME SPREADS FUEL

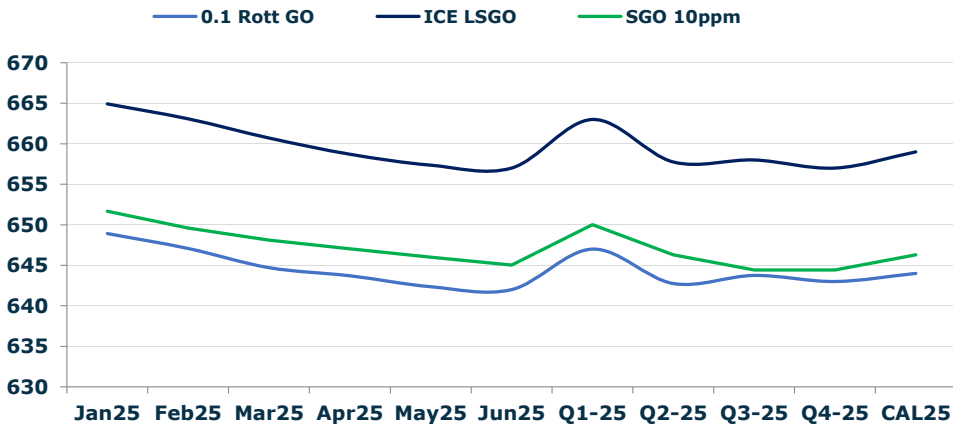
	Barges 3.5	S 380	Rott 0.5%	Sing 0.5%
Jan25/Feb25	4.50	1.25	4.00	1.25
Feb25/Mar25	2.25	1.50	2.75	1.25
Mar25/Apr25	2.25	2.00	2.50	1.25
Apr25/May25	2.75	2.50	2.00	1.25
May25/Jun25	3.50	3.00	2.00	1.25
Q1-25/Q2-25	8.25	6.25	7.75	7.00
Q2-25/Q3-25	12.00	6.25	6.50	7.00
Q3-25/Q4-25	16.25	6.25	7.50	7.00
CAL25/CAL26	26.00	26.00	20.0	26.25

### GASOIL CURVES

	Rott 0.1	SGO 10ppm	ICE GO
Jan25	648.9	651.7	664.9
Feb25	647.1	649.6	663.1
Mar25	644.7	648.1	660.7
Apr25	643.7	647.1	658.7
May25	642.4	646.0	657.4
Jun25	642.0	645.0	657.0
Q1-25	647.0	650.0	663.0
Q2-25	642.8	646.3	657.8
Q3-25	643.8	644.4	658.0
Q4-25	643.0	644.4	657.0
CAL25	644.0	646.3	659.0

### EW SPREAD

	EW380	EW0.5%
Jan25	0.00	34.50
Feb25	3.25	37.25
Mar25	4.00	38.00
Apr25	4.25	38.00
May25	4.50	37.25
Jun25	5.00	36.50
Q1-25	2.50	35.75
Q2-25	4.50	35.25
Q3-25	3.50	34.75
Q4-25	3.00	34.25
CAL25	4.00	33.75



### Contact US:

**Luke Longhurst**  
 Email: lukel@freightinvestor.com  
 Mobile: (+44) 7966 968761

**Jessie Deng**  
 Email: jessied@freightinvestor.com  
 Mobile: (+86) 13524516743

**Ricky Forman**  
 Email: rickyf@freightinvestor.com  
 Mobile: (+44) 7868 708719

**Jarryd Smith**  
 Email: jarryds@freightinvestor.com  
 Mobile: (+65) 8798 4987

**Sam Twyford**  
 Email: samt@freightinvestor.com  
 Mobile: (+44) 7729 118643

**Min Bao**  
 Email: minb@freightinvestor.com  
 Mobile: (+65) 9785 4627

**Archie Smith**  
 Email: archies@freightinvestor.com  
 Mobile: (+44) 7355 020663

The information provided in this communication is not intended for retail clients. It is general in nature only and does not constitute advice or an offer to sell, or the solicitation of an offer to purchase any swap or other financial instruments, nor constitute any recommendation on our part. The information has been prepared without considering your investment objectives, financial situation, or knowledge and experience. This material is not a research report and is not intended as such. FIS is not responsible for any trading decisions taken based on this communication. Trading swaps and over-the-counter derivatives, exchange-traded derivatives, and options involve substantial risk and are not suitable for all investors. You are advised to perform an independent investigation to determine whether a transaction is suitable for you. No part of this material may be copied or duplicated in any form by any means or redistributed without our prior written consent. Freight Investor Services Ltd (FIS) is authorised and regulated by the Financial Conduct Authority (FRN: 211452) and is a member of the National Futures Association (“NFA”). Freight Investor Services PTE Ltd ('FIS PTE') is a private limited company, incorporated and registered in Singapore with company number 200603922G, and has subsidiary offices in India and Shanghai. Freight Investor Solutions DMCC ('FIS DMCC') is a private limited company, incorporated and registered in Dubai with company number DMCC1225. Further information about FIS including the location of its offices can be found on our website at [freightinvestorservices.com](http://freightinvestorservices.com)