

FIS CONTAINER FFA REPORT

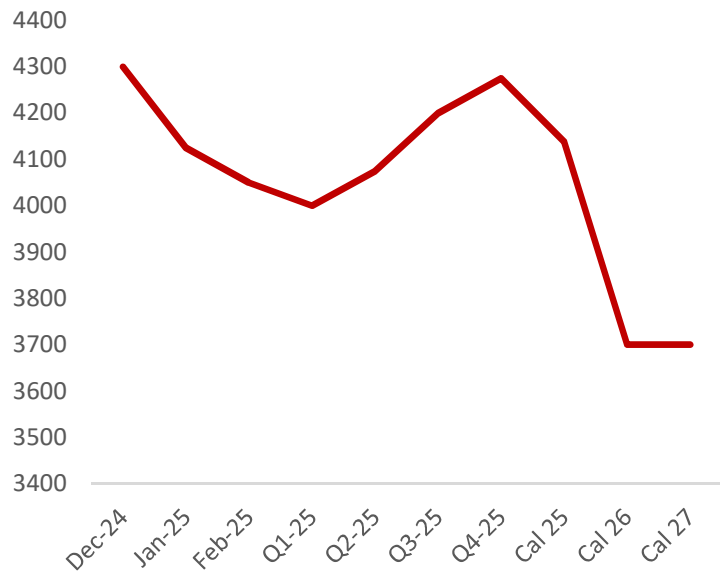
info@freightinvestor.com | freightinvestorservices.com | (+44) 2070901120

12/11/2024

FBX03 saw the biggest increase of the week, up 12% to \$5814/FEU. FBX01 is also up \$168 to \$4310/FEU. FBX11 fell by \$393 to \$5011/FEU, FBX13 fell \$122 to \$5760/FEU. FBX12 dropped 19%, down to \$409/FEU. FBX02 was unchanged this week.

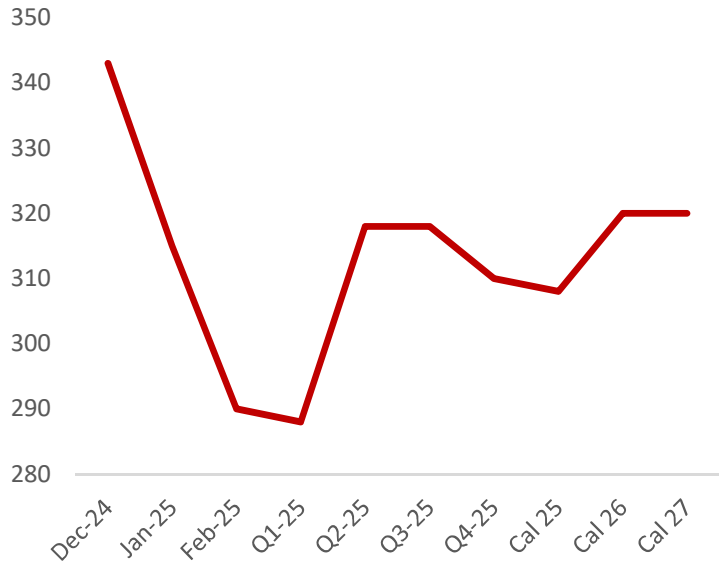
FBX01 - China/East Asia to North America West Coast (\$/FEU)

Period	Bid	Offer	Value
Dec-24	4193	4408	4300
Jan-25	4022	4228	4125
Feb-25	3949	4151	4050
Q1-25	3900	4100	4000
Q2-25	3973	4177	4075
Q3-25	4095	4305	4200
Q4-25	4168	4382	4275
Cal 25	4035	4241	4138
Cal 26	3608	3793	3700
Cal 27	3608	3793	3700
Spot	4310		
MTD	4026		
YTD	5248		



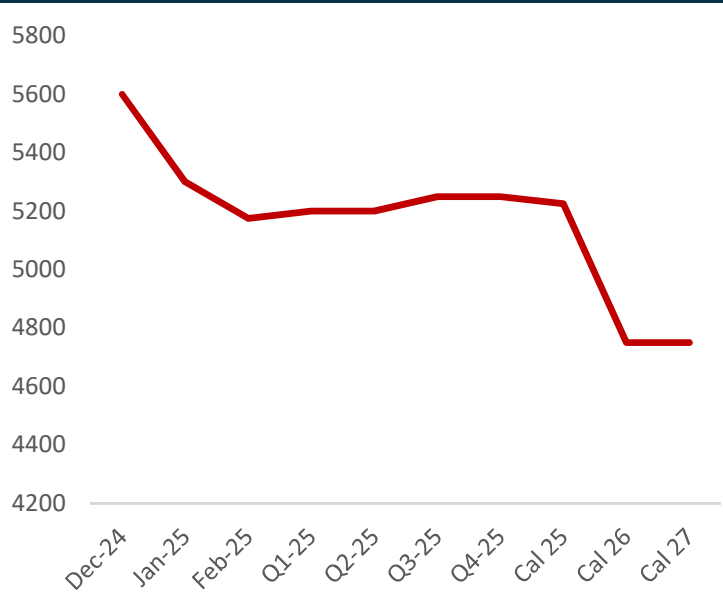
FBX02 - North America West Coast to China/East Asia

Period	Bid	Offer	Value
Dec-24	334	352	343
Jan-25	307	323	315
Feb-25	283	297	290
Q1-25	281	295	288
Q2-25	310	326	318
Q3-25	310	326	318
Q4-25	302	318	310
Cal 25	300	316	308
Cal 26	312	328	320
Cal 27	312	328	320
Spot	335		
MTD	335		
YTD	416		



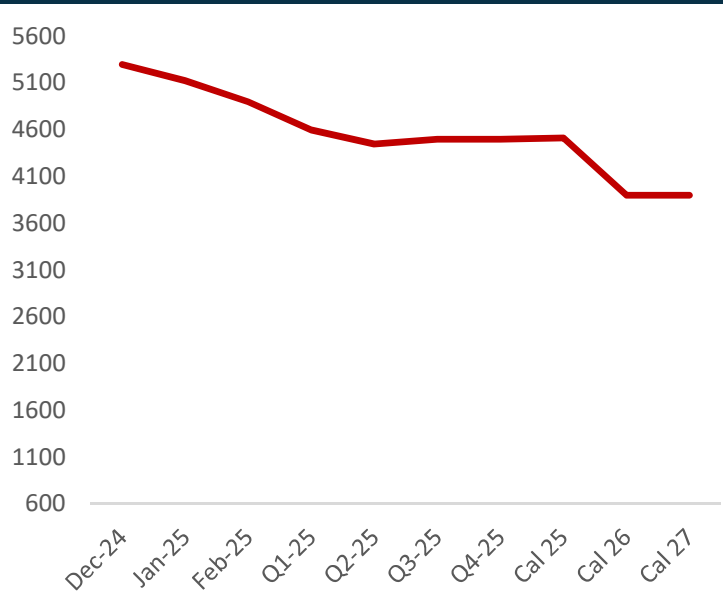
FBX03 - China/East Asia to North America East Coast (\$/FEU)

Period	Bid	Offer	Value
Dec-24	5460	5740	5600
Jan-25	5168	5433	5300
Feb-25	5046	5304	5175
Q1-25	5070	5330	5200
Q2-25	5070	5330	5200
Q3-25	5119	5381	5250
Q4-25	5119	5381	5250
Cal 25	5095	5357	5226
Cal 26	4631	4869	4750
Cal 27	4631	4869	4750
Spot	5814		
MTD	5336		
YTD	6762		



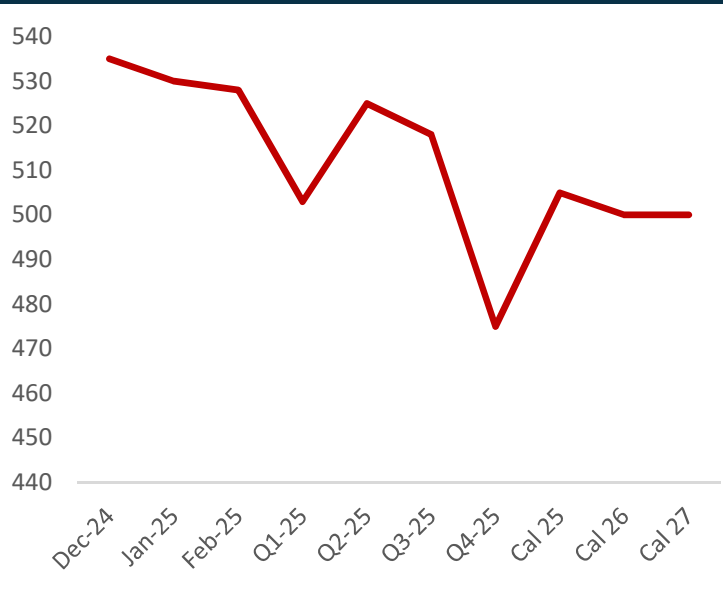
FBX11 China/East Asia to North Europe (\$/FEU)

Period	Bid	Offer	Value
Dec-24	5168	5433	5300
Jan-25	4997	5253	5125
Feb-25	4778	5023	4900
Q1-25	4485	4715	4600
Q2-25	4339	4561	4450
Q3-25	4388	4613	4500
Q4-25	4388	4613	4500
Cal 25	4400	4626	4513
Cal 26	3803	3998	3900
Cal 27	3803	3998	3900
Spot	5011		
MTD	5265		
YTD	5336		



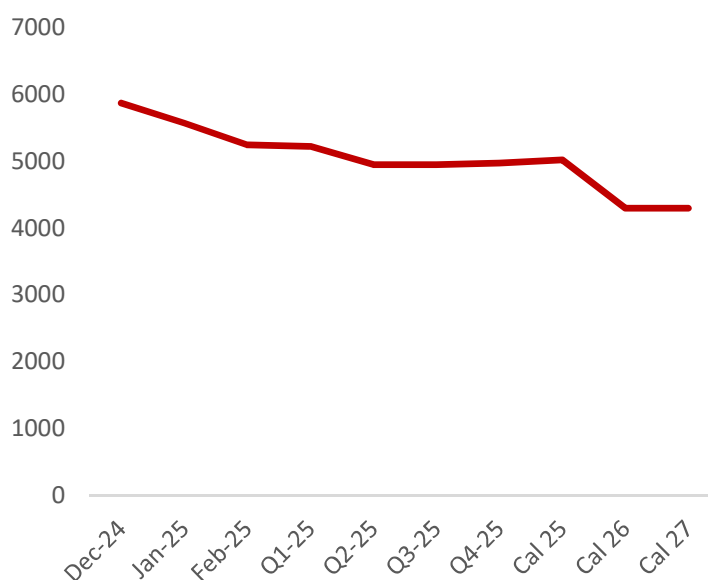
FBX12 - North Europe to China/East Asia (\$/FEU)

Period	Bid	Offer	Value
Dec-24	522	548	535
Jan-25	517	543	530
Feb-25	515	541	528
Q1-25	490	516	503
Q2-25	512	538	525
Q3-25	505	531	518
Q4-25	463	487	475
Cal 25	492	518	505
Cal 26	488	513	500
Cal 27	488	513	500
Spot	409		
MTD	447		
YTD	699		



FBX13 - China/East Asia to the Mediterranean (\$/FEU)

Period	Bid	Offer	Value
Dec-24	5728	6022	5875
Jan-25	5436	5714	5575
Feb-25	5119	5381	5250
Q1-25	5094	5356	5225
Q2-25	4826	5074	4950
Q3-25	4826	5074	4950
Q4-25	4851	5099	4975
Cal 25	4899	5151	5025
Cal 26	4193	4408	4300
Cal 27	4193	4408	4300
Spot	5760		
MTD	5857		
YTD	5632		



Written by Kieran Walsh

KieranW@freightinvestor.com

t: +44 (0) 204 519 2856

m: +44 (0) 7749701509



The information provided in this communication is not intended for retail clients. It is general in nature only and does not constitute advice or an offer to sell, or the solicitation of an offer to purchase any swap or other financial instruments, nor constitute any recommendation on our part. The information has been prepared without considering your investment objectives, financial situation, or knowledge and experience. This material is not a research report and is not intended as such. FIS is not responsible for any trading decisions taken based on this communication. Trading swaps and over-the-counter derivatives, exchange-traded derivatives, and options involve substantial risk and are not suitable for all investors. You are advised to perform an independent investigation to determine whether a transaction is suitable for you. No part of this material may be copied or duplicated in any form by any means or redistributed without our prior written consent. Freight Investor Services Ltd (FIS) is authorised and regulated by the Financial Conduct Authority (FRN: 211452) and is a member of the National Futures Association ("NFA"). Freight Investor Services PTE Ltd ('FIS PTE') is a private limited company, incorporated and registered in Singapore with company number 200603922G, and has subsidiary offices in India and Shanghai. Freight Investor Solutions DMCC ('FIS DMCC') is a private limited company, incorporated and registered in Dubai with company number DMCC1225. Further information about FIS including the location of its offices can be found on our website