



# Fuel Oil Daily Evening Report

London +44 20 7090 1134 - info@freightinvestor.com | Singapore +65 6535 5189 - info@freightinvestor.asia | Shanghai +86 21 63012568

10 February 2025

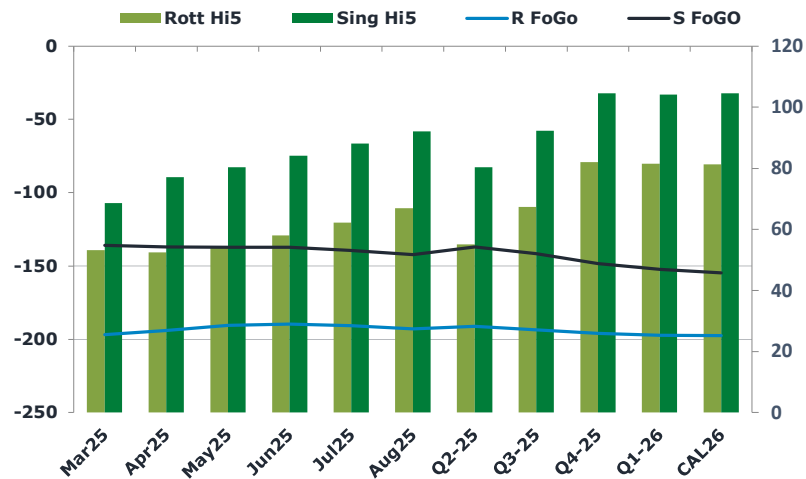
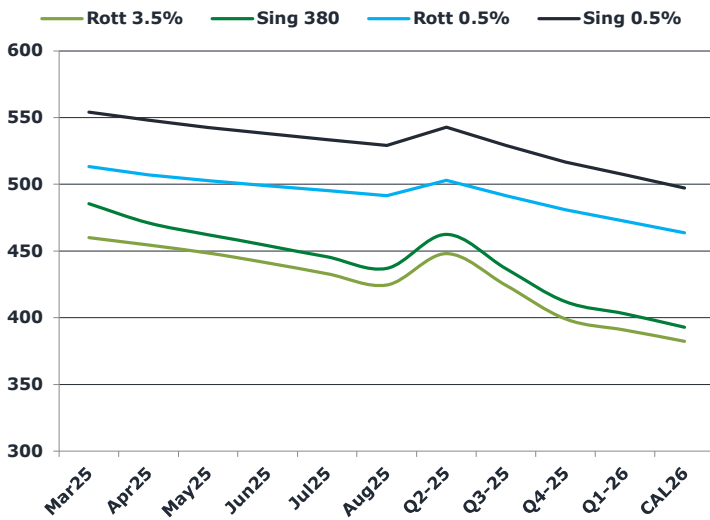
## Oil and Energy Market News

Crude prices gradually crept higher today, with front month Brent futures up by around 1.75% into European close. The market weighs tariff threats by the Trump administration and concerns for global demand over a potential China/US trade war.

## Brent

75.99

	Barges 3.5 %	Sing 380cst	Rott 0.5%	Sing 0.5%	Sing Hi5
Mar25	460.00	485.50	513.25	554.00	69
Apr25	454.50	471.00	507.00	548.00	77
May25	448.50	462.25	502.75	542.50	80
Jun25	441.00	454.00	499.00	538.00	84
Jul25	433.00	445.50	495.25	533.50	88
Aug25	424.50	437.00	491.50	529.00	92
Q2-25	448.00	462.50	503.00	542.75	80
Q3-25	424.25	436.75	491.50	529.00	92
Q4-25	399.00	412.00	481.00	516.50	105
Q1-26	390.75	403.00	472.25	507.00	104
CAL26	382.25	392.75	463.50	497.25	105



## Fuel Oil Market News

The fuel market felt muted today, with little volatility and smaller than usual total volumes. Mar 25 VLSFO cracks head into the European closing almost flat on the day. With higher Brent and flat cracks, front end VLSFO flat price is about 5 dollars higher than European open.

	Rott GOFO	Sing GOFO	R FoGo	S FoGo	Rott Hi5
Mar25	249.88	204.38	-196.75	-136.00	53
Apr25	246.54	214.11	-194.00	-137.00	53
May25	244.68	217.49	-190.50	-137.25	54
Jun25	247.71	221.20	-189.75	-137.25	58
Jul25	252.90	227.54	-190.75	-139.50	62
Aug25	260.00	234.18	-193.00	-142.25	67
Q2-25	246.25	217.31	-191.25	-137.00	55
Q3-25	260.75	233.75	-193.50	-141.50	67
Q4-25	278.00	252.91	-196.00	-148.50	82
Q1-26	278.75	256.33	-197.25	-152.25	82
CAL26	278.75	259.13	-197.50	-154.75	81
CAL 26	304.50	262.33	0.00	-154.25	85



# Fuel Oil Daily Evening Report

London +44 20 7090 1134 - info@freightinvestor.com | Singapore +65 6535 5189 - info@freightinvestor.asia | Shanghai +86 21 63012568

## 10 February 2025

### TIME SPREADS FUEL

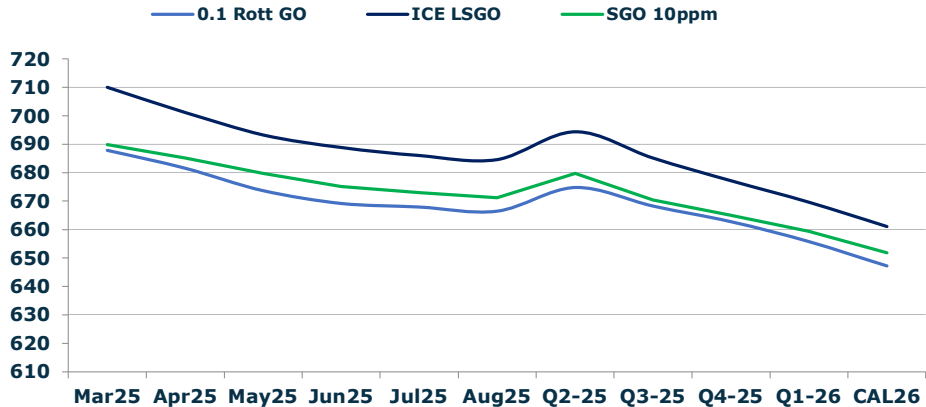
	Barges 3.5	S 380	Rott 0.5%	Sing 0.5%
Mar25/Apr25	5.50	14.50	6.25	6.00
Apr25/May25	6.00	8.75	4.25	6.00
May25/Jun25	7.50	8.25	3.75	6.00
Jun25/Jul25	8.00	8.50	3.75	6.00
Jul25/Aug25	8.50	8.50	3.75	6.00
Q2-25/Q3-25	23.75	25.75	11.50	13.75
Q3-25/Q4-25	24.25	25.75	10.50	13.75
Q4-25/Q1-26	7.25	25.75	8.75	13.75
CAL26/CAL27	15.25	15.50	11.5	12.00

### GASOIL CURVES

	Rott 0.1	SGO 10ppm	ICE GO
Mar25	687.9	689.9	709.9
Apr25	681.5	685.1	701.0
May25	673.7	679.7	693.2
Jun25	669.2	675.2	688.7
Jul25	667.9	673.0	685.9
Aug25	666.5	671.2	684.5
Q2-25	674.8	679.8	694.3
Q3-25	668.3	670.5	685.0
Q4-25	662.8	664.9	677.0
Q1-26	655.8	659.3	669.5
CAL26	647.3	651.9	661.0

### EW SPREAD

	EW380	EW0.5%
Mar25	25.50	40.75
Apr25	16.50	41.00
May25	13.75	39.75
Jun25	13.00	39.00
Jul25	12.50	38.25
Aug25	12.50	37.50
Q2-25	14.50	36.50
Q3-25	12.50	36.00
Q4-25	13.00	35.50
Q1-26	12.25	35.25
CAL26	9.75	35.00



### Contact US:

**Luke Longhurst**  
 Email: lukel@freightinvestor.com  
 Mobile: (+44) 7966 968761

**Ricky Forman**  
 Email: rickyf@freightinvestor.com  
 Mobile: (+44) 7868 708719

**Sam Twyford**  
 Email: samt@freightinvestor.com  
 Mobile: (+44) 7729 118643

**Archie Smith**  
 Email: archies@freightinvestor.com  
 Mobile: (+44) 7355 020663

**Jessie Deng**  
 Email: jessied@freightinvestor.com  
 Mobile: (+86) 13524516743

**Jarryd Smith**  
 Email: jarryds@freightinvestor.com  
 Mobile: (+65) 8798 4987

**Min Bao**  
 Email: minb@freightinvestor.com  
 Mobile: (+65) 9785 4627

The information provided in this communication is not intended for retail clients. It is general in nature only and does not constitute advice or an offer to sell, or the solicitation of an offer to purchase any swap or other financial instruments, nor constitute any recommendation on our part. The information has been prepared without considering your investment objectives, financial situation, or knowledge and experience. This material is not a research report and is not intended as such. FIS is not responsible for any trading decisions taken based on this communication. Trading swaps and over-the-counter derivatives, exchange-traded derivatives, and options involve substantial risk and are not suitable for all investors. You are advised to perform an independent investigation to determine whether a transaction is suitable for you. No part of this material may be copied or duplicated in any form by any means or redistributed without our prior written consent. Freight Investor Services Ltd (FIS) is authorised and regulated by the Financial Conduct Authority (FRN: 211452) and is a member of the National Futures Association ("NFA"). Freight Investor Services PTE Ltd ('FIS PTE') is a private limited company, incorporated and registered in Singapore with company number 200603922G, and has subsidiary offices in India and Shanghai. Freight Investor Solutions DMCC ('FIS DMCC') is a private limited company, incorporated and registered in Dubai with company number DMCC1225. Further information about FIS including the location of its offices can be found on our website at freightinvestorservices.com