

# FIS CONTAINER FFA REPORT

info@freightinvestor.com | freightinvestorservices.com | (+44) 2070901120

**2/5/2025**

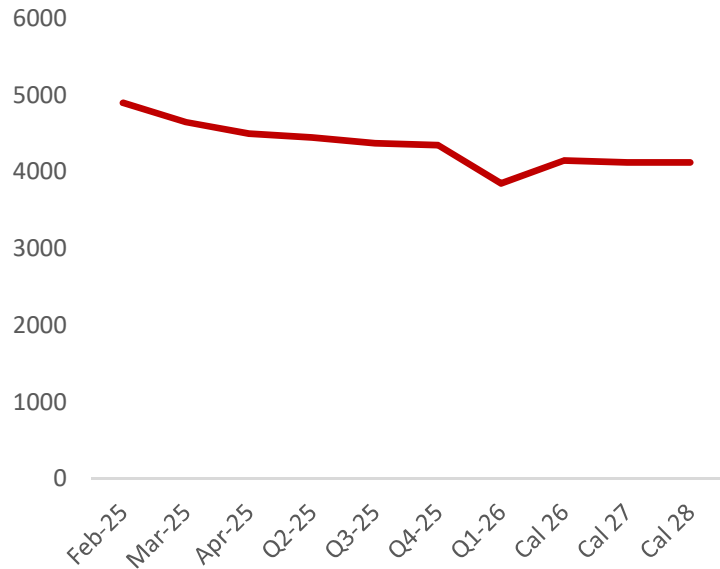
Over the last week, all routes except for FBX02 had a decline. FBX02 rose \$67 - 18% - to \$436/FEU.

The most significant drop was FBX13 down \$565 to \$4483/FEU. FBX11 is also down \$250 to \$3445/FEU. FBX01 & FBX03 have dropped by \$129 & \$114 respectively.

FBX12 has fallen just over 10% this week, down \$50 to \$438/FEU.

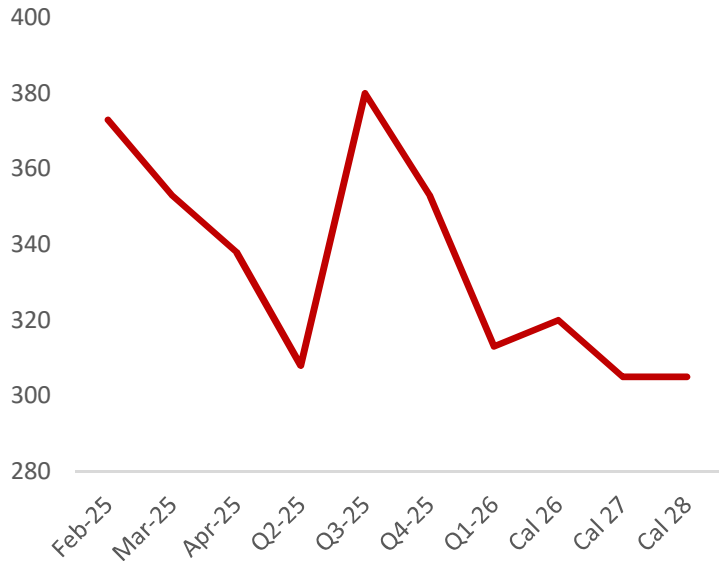
## FBX01 - China/East Asia to North America West Coast (\$/FEU)

Period	Bid	Offer	Value
Feb-25	4778	5023	4900
Mar-25	4534	4766	4650
Apr-25	4388	4613	4500
Q2-25	4339	4561	4450
Q3-25	4266	4484	4375
Q4-25	4241	4459	4350
Q1-26	3754	3946	3850
Cal 26	4046	4254	4150
Cal 27	4022	4228	4125
Cal 28	4022	4228	4125
Spot	4936		
MTD	4916		
YTD	5333		



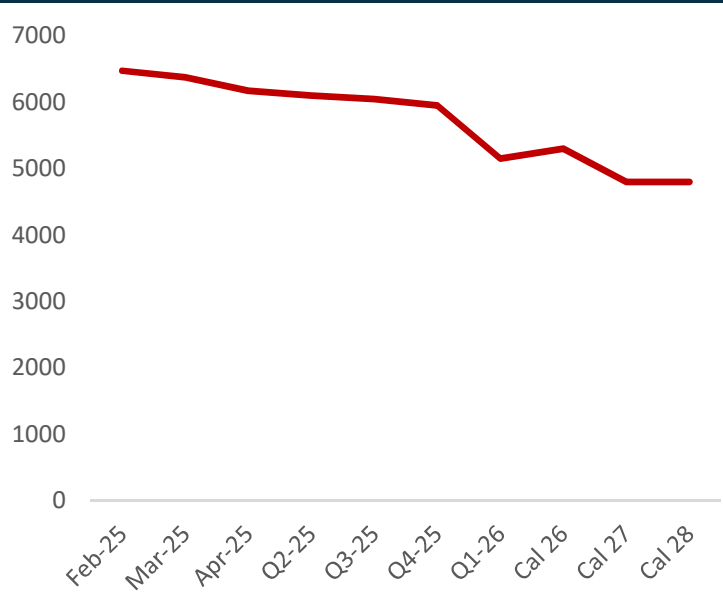
## FBX02 - North America West Coast to China/East Asia

Period	Bid	Offer	Value
Feb-25	364	382	373
Mar-25	344	362	353
Apr-25	330	346	338
Q2-25	300	316	308
Q3-25	371	390	380
Q4-25	344	362	353
Q1-26	305	321	313
Cal 26	312	328	320
Cal 27	297	313	305
Cal 28	297	313	305
Spot	436		
MTD	436		
YTD	389		



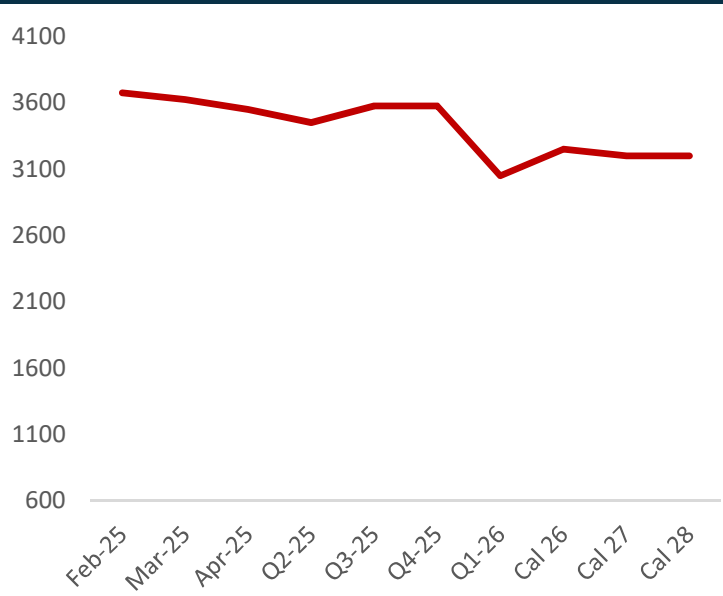
### FBX03 - China/East Asia to North America East Coast (\$/FEU)

Period	Bid	Offer	Value
Feb-25	6313	6637	6475
Mar-25	6216	6534	6375
Apr-25	6021	6329	6175
Q2-25	5948	6253	6100
Q3-25	5899	6201	6050
Q4-25	5801	6099	5950
Q1-26	5021	5279	5150
Cal 26	5168	5433	5300
Cal 27	4680	4920	4800
Cal 28	4680	4920	4800
Spot	6591		
MTD	6673		
YTD	6756		



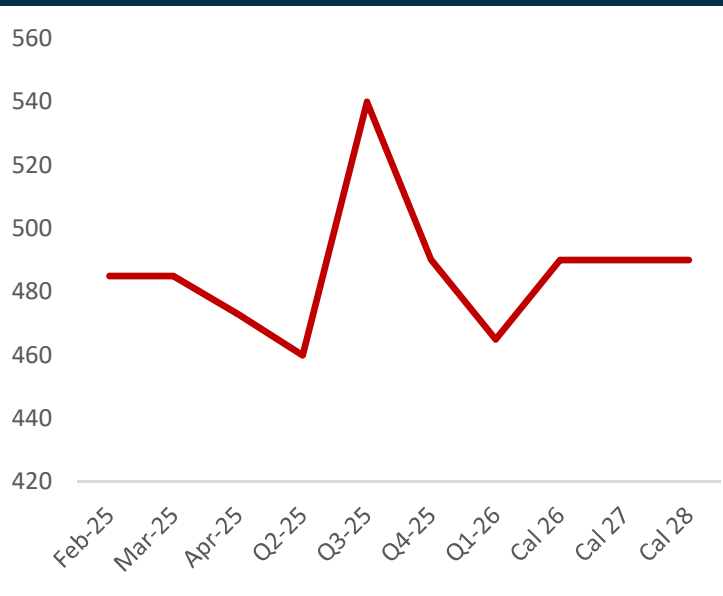
### FBX11 China/East Asia to North Europe (\$/FEU)

Period	Bid	Offer	Value
Feb-25	3583	3767	3675
Mar-25	3534	3716	3625
Apr-25	3461	3639	3550
Q2-25	3364	3536	3450
Q3-25	3486	3664	3575
Q4-25	3486	3664	3575
Q1-26	2974	3126	3050
Cal 26	3169	3331	3250
Cal 27	3120	3280	3200
Cal 28	3120	3280	3200
Spot	3445		
MTD	3488		
YTD	4529		



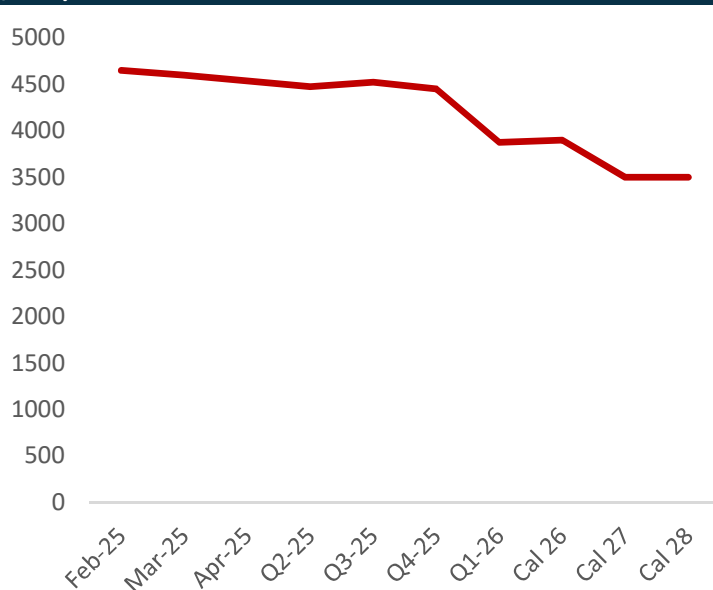
### FBX12 - North Europe to China/East Asia (\$/FEU)

Period	Bid	Offer	Value
Feb-25	473	497	485
Mar-25	473	497	485
Apr-25	461	485	473
Q2-25	449	472	460
Q3-25	527	554	540
Q4-25	478	502	490
Q1-26	453	477	465
Cal 26	478	502	490
Cal 27	478	502	490
Cal 28	478	502	490
Spot	438		
MTD	438		
YTD	502		



## FBX13 - China/East Asia to the Mediterranean (\$/FEU)

Period	Bid	Offer	Value
Feb-25	4534	4766	4650
Mar-25	4485	4715	4600
Apr-25	4425	4651	4538
Q2-25	4363	4587	4475
Q3-25	4412	4638	4525
Q4-25	4339	4561	4450
Q1-26	3778	3972	3875
Cal 26	3803	3998	3900
Cal 27	3413	3588	3500
Cal 28	3413	3588	3500
Spot	4483		
MTD	4532		
YTD	5245		



**Written by** Kieran Walsh

KieranW@freightinvestor.com

t: +44 (0) 204 519 2856

m: +44 (0) 7749701509



The information provided in this communication is not intended for retail clients. It is general in nature only and does not constitute advice or an offer to sell, or the solicitation of an offer to purchase any swap or other financial instruments, nor constitute any recommendation on our part. The information has been prepared without considering your investment objectives, financial situation, or knowledge and experience. This material is not a research report and is not intended as such. FIS is not responsible for any trading decisions taken based on this communication. Trading swaps and over-the-counter derivatives, exchange-traded derivatives, and options involve substantial risk and are not suitable for all investors. You are advised to perform an independent investigation to determine whether a transaction is suitable for you. No part of this material may be copied or duplicated in any form by any means or redistributed without our prior written consent. Freight Investor Services Ltd (FIS) is authorised and regulated by the Financial Conduct Authority (FRN: 211452) and is a member of the National Futures Association ("NFA"). Freight Investor Services PTE Ltd ('FIS PTE') is a private limited company, incorporated and registered in Singapore with company number 200603922G, and has subsidiary offices in India and Shanghai. Freight Investor Solutions DMCC ('FIS DMCC') is a private limited company, incorporated and registered in Dubai with company number DMCC1225. Further information about FIS including the location of its offices can be found on our website